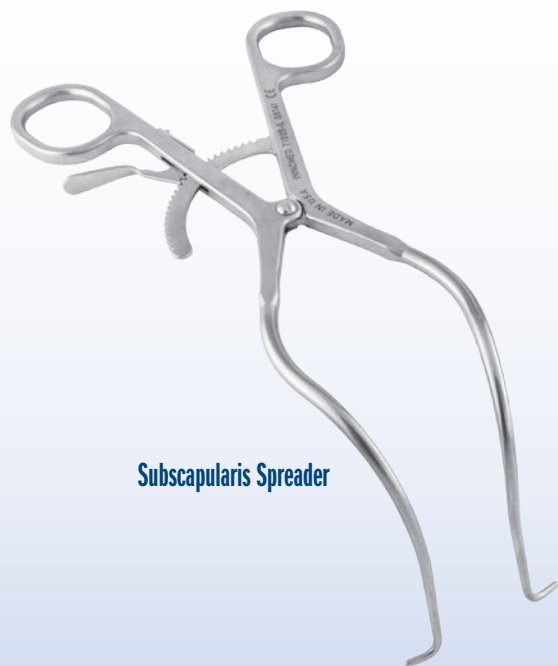


INNOMED[®]

ORTHOPEDIC INSTRUMENTS

Complete Catalog

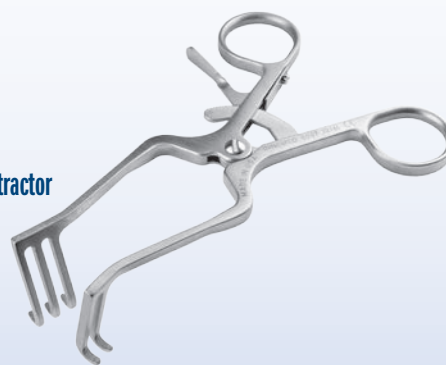
Featuring many **New!** instruments throughout



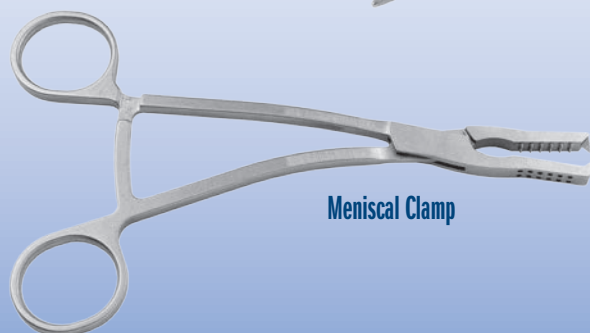
Subscapularis Spreader



Gelpi Retractors



Chung Weitlaner Retractor



Meniscal Clamp



Shark Tooth Grasper

ALL OF THESE INSTRUMENTS **Now** 
Plus over 90% of All Innomed Instruments

HIP Pages 1 - 55

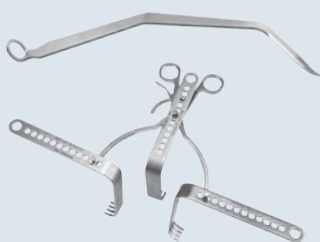
Anterior Approach Exposure ... 1



Extra Large & Deep Retractors ... 8



Retraction & Exposure ... 12



Tools ... 33




Positioners ... 52



KNEE Pages 76 - 109

Positioners ... 76




Spreaders ... 81



Retraction & Exposure ... 85

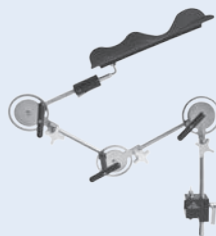


Tools ... 96



SHOULDER & ELBOW Pages 110 - 128

Positioners ... 110



Exposure ... 111



Revision ... 126



HIP & KNEE REVISION Pages 56 - 75



SMALL BONE Pages 129 - 149

Exposure



Clamps



Retractors



Tools

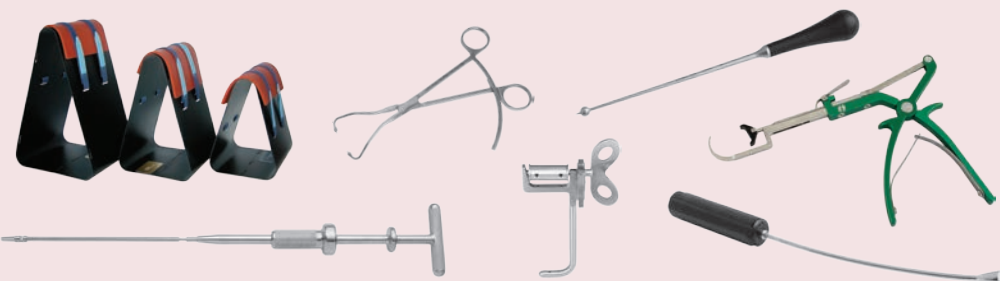


Distraction & Compression

Curettes & Osteotomes

Spine

TRAUMA Pages 150 - 161



GENERAL Pages 162 - 172

Mallets, Impactors, Cutters, Clamps, Forceps, Curettes, Screwdrivers, Graspers, Calipers, Wire Benders & Tighteners, Wrenches, Chucks, Goniometers, Pliers, Periosteal Elevators, Osteotomes



0000

0007 150
0008 150
0008-CASE 150

1000

1015.N3, 60, 71-72, 102, 125
1025...37-38, 68-69, 71, 111,
134, 136, 138, 145, 171
1112 103
1113 142
1114 84
1126 143
1127 143
1128 142
1129 97
1129-02 97
1130 84
1133-00 to 02 37
1135 84
1139 170
1145 99
1150 142
1151 60
1152 60
1153 60
1159 144
1160 84
1161 144
1162 144
1163 141
1164 98
1165 169
1166 169
1174 168
1180 37-39
1188 158
1191 143
1194 99
1195 38
1195-01 38
1200's 28
1205 28, 46, 102
1206 102
1210-02 & 03 36
1215-00 69
1227 158
1230 28
1250 28
1251-00 N9
1252-N & W N9
1253 N9
1254 N9
1255-L & S N9
1255-S N9
1256 N9
1257 N9
1258 N9

1259 N9
1260 N9
1270 102, 134
1271 102, 134
1287 102
1290 102
1297 102, 134
1310 46
1325 36
1327's 38
1330 170
1379 154
1381 140
1382 N7
1385 140
1388's 133
1425-00 167
1425-14-B-COMP 68, 171
1426's 68, 171
1430 39
1450 39
1520 115
1573-L & R 21, 114
1579 161
1580 161
1581-01 160
1586 21
1591-R 144
1592-R 144
1593-R 144
1594-R 144
1595-R 144
1596-R 144
1597-R 144
1638 128
1640-01 & 02 114
1641-01 & 02 114
1642-00 to 02 N6
1645 144
1646-00 to 02 N6
1665's 144
1666's 144
1670-01's & 02's 122
1672 122
1680-01 & 02 129
1710 107
1715 107
1720 97, 105
1725 131
1730 21, 116, 142
1735 21, 116, 142
1740 21, 116, 142
1745 21, 116, 142
1750 21, 116, 142
1751 137
1752 137
1753 137
1754 137

1755 125, 153
1756-L & R 125
1760-01 140
1764 139
1765-01 to 03 48, 105
1766 155
1768-02 48
1769 108
1770 153
1771-01 to 03 48
1774 152
1775-01 to 03 49, 106
1775-04 N2
1776 N2
1777 108
1778-01 to 03 106, 132
1779 108
1780-01 to 03 48, 105
1782 66
1784-01 to 03 107
1785 108
1789 N7
1789-01 N7
1790-01 to 03 109
1791-02 109
1798 107
1799 107
1801-L & R 124, 130
1803 130
1805's 146
1808 152
1809 161
1809-02 to 05 161
1810-35, 45, 62 140
1812 130
1813 49, 107
1814 49, 107
1815-R 128
1816 128
1820 82
1825's 134
1826's 134
1828 155
1829 131
1830 130
1833 66, 165
1834's 137
1835 130
1836's 137
1837-L & R 141
1838's 138
1840 130
1842's 81, 149
1843's 81, 149
1850's 82
1855's 82
1856's N11, 152
1857 N11, 152

1858 132
1859 20, 160
1860 82
1861-L & R 114
1862 149, 160
1863 149, 160
1864 152
1865 82
1866 82
1867 153
1868 153
1870 131
1872 131
1875's 83
1876's 83
1877's 83
1878's 83
1879 42
1880 131
1881 131
1882 132
1883 106
1884 141
1885-45 & 62 139
1886 106
1887 143
1888 139
1889 139
1890's 128
1893 103
1894 147
1895-01 & 02 153
1896 N10
1896-01 N3
1896-01L & 01R N3
1897-L & R 118
1898 114
1899 114
1900 120
1910 120
1920 120
1930 120
1940 120
1950 120
1955 120
1960 120
1965 120
1970 120
1975 120
1980 120
1985 120
1990 120
1995 81
1996 81
1997 81
1998 81
1999 118

2000

2000	170
2005	170
2010	170
2015	170
2016	129
2017	N4
2018	39
2020	66, 165
2024	147
2025's	165
2029	99
2030-00 to 03	N10
2040	146
2111	148
2270	52
2290	155
2291	155
2310	126
2420	110
2435	119
2445	150
2445-01 & 06	150
2450's	110
2590's	76
2591's	76
2595	53, 76, 110
2620's	77
2628	42
2629's	76-77
2630's	76
2672	36
2725	79
2730	76
2731	92
2735's	80
2740-01 to 03	78, 146, 151
2741-00 to 02	78, 97
2745	150
2760's	79, 151
2820's	94
2825	94

3000

3001	3
3002	3
3003	3
3004	3, 40
3004-01 & 02	3, 40
3005-L & R	3
3006's	3
3007	3
3008	3
3009-L	3
3011	5
3015-054 & 081	147
3016	147
3020's	102
3030	46, 102
3033	N7
3040	71-72, 102

3042	168
3045	168
3050	168
3055	168
3060	168
3065	168
3070	168
3071	N7
3075	168
3079	49
3082	49
3218	91
3220-01 & 02's	87, 123
3220-03 & 05	89
3220-04	87, 123
3221	84
3222	87, 123
3230-01 to 03	96
3231's	161
3233	15
3405	95
3409	27
3410's	26, 28
3415	27
3416	1, 27
3418	9, 27
3419	33
3420's	26
3421-00 & 01	26
3430-01 to 03	17, 89
3431	N10
3432	172
3434	172
3436	172
3438	172
3450	172
3455	172
3510	94
3515	86, 94
3520	94
3525	86
3605-00 to 02	56
3608	45
3609	45
3610's	57
3611's	59
3621-00 to 03	72
3630's	72
3632	96
3638-00 & 01	60
3642	104
3643	104
3644	41
3645	104
3645-01 to 03	108
3646-02	108
3649	85
3650's	74
3652	138
3652-01	N5
3655's	74

3659-L & R	N4
3660's	64
3665's	64
3666	N5
3666-L & R	N5
3667	N5
3670's	126
3674	8, 46
3675	8, 46
3680	45
3685	104
3686	61
3688	47
3690	47
3698	47
3700's	75
3705's	47
3706	47
3707	47
3710	46
3720-00 & 01	91
3740	93
3860-L & R	154
3920's	74
3924's	58
3925's	56-57, 59-60, 67, 72, 74
3925-A12	126
3926	56, 58, 60, 67, 72, 74
3935	57, 59, 64, 72, 74
3935-H	126
3950	67
3955	67
3961	66
3962	66
3965's	67
3966's	67
3975's	67
3980's	67
3981	67
3985's	67

4000

4005	92
4010	92
4020	102
4030	54
4045's	80
4050's	54
4052	61
4085-00 to 03	60
4090's	52
4095's	52
4105's	80
4110	55
4115	50
4150's	52-55
4159	45
4160's	53
4175's	56
4180	32

4181	32
4182	32
4189's	40
4191	32
4192	32
4193	32
4194	32
4208's	136
4210's	134-135
4215's	135
4216's	136
4217's	136
4220-00 & 02	85
4230's	98
4231	164
4233	135
4234	135
4235	24
4240's	145
4242's	145
4244's	145
4246's	145
4247	101
4250	98
4270	32
4272	N10
4420-00	92
4510-01 & 02	143
4514-01 & 02	143
4520	143
4532	90
4535's	9, 25, 89
4536	119
4537's	116
4538	87
4539	24, 89
4540	23
4540-01	9, 23
4545	25, 89
4547	119
4549	N1
4550's	23
4550-01	9, 23
4551	24
4552	24
4553	24
4555	38
4558's	23
4558-01	9, 23
4560	38
4565	38
4570	38
4575	38
4685	129
4689	117
4690	98
4694-01 to 03	134
4695	115
4696-00 to 07	N8
4696-Frame	N8
4697's	125

4698-L & R.....	5
4699	95
4719	172
4720	172
4839	N12
4840	N12
4850	92
4865's.....	136
4900	96
4910	96
4920	109
4920-01 & 02	96
4930-01 & 02	96
4935's.....	109
4989	8, 40
4990	8, 40
4995	50

5000

5001's.....	148
5006	148
5007	100
5008	149
5010's.....	35, 163
5014	61
5032	41
5036	41
5038	41
5039	101
5040	169
5041	101
5050's.....	35, 163
5065's.....	141
5066's.....	141
5067's.....	141
5068's.....	141
5071	117
5074	165
5075's.....	133
5076	117
5082	148
5120-01 & 02	75
5125-01 & 02	59, 156
5140	103
5150	171
5152	171
5154	171
5156	171
5157	171
5158	171
5160	51
5160-01 to 05	51
5168	115
5180's.....	115
5194's.....	71, 166
5195's.....	166
5200's.....	61-63
5201's.....	63
5202's.....	63
5205's.....	63
5205W's.....	63

5206's.....	63
5206W's.....	63
5208's.....	62
5209's.....	63
5211	101
5212	101
5215	33
5218	102
5220	73, 100
5230	100
5234	N4
5240's.....	64
5245	73, 100
5250-01	51
5251's.....	127
5252's.....	127
5253	127
5254	127
5255	127
5258-00 to 02	111
5259-01 & 02	111
5260-01	51
5270-01 to 04	172
5280-01 to 04	64
5285	99
5296	157
5296-01	157
5296-02	34
5297	157
5298	157
5301-00 to 02	71
5302-00 to 02	71
5305	157
5310	34
5320	34
5325	34
5330	34
5331	35, 163
5332	35, 163
5333	35, 163
5334	35, 163
5335	35, 163
5336	35, 163
5337	35, 163
5339-00 to 02	103
5340	133
5345	133
5347	133
5348's.....	N11
5348-01	N11
5349	133
5350's.....	50
5370	35, 163
5465	164
5470's.....	73
5472's.....	73
5480-01 & 02	44
5517-01	169
5560	169
5635	100
5834-00 to 02	124

5837-01.....	124
5838	2
5839's.....	118
5840	123
5841	119
5905	7
5910	7
5915	7
5920's.....	7
5925	7
5930	7
5935	7
5985	156

6000

6022	10
6030	29
6050	125
6051	N12
6052	N12
6053	N12
6054	N12
6109-L & R.....	2, 29
6110-01 & 02	2, 29
6119-L	31
6120's.....	30-31
6129	30
6130's.....	30-31
6132	30
6133	9
6134	9
6135's.....	30
6140	30
6143's.....	31, 85
6144	5
6145	5
6146	5
6148	7
6160	14
6170	12
6174	6
6175	12
6203	95
6204	10
6205	10
6207-L & R.....	15
6210's.....	14
6211	14-15
6212	14
6213	14
6214	14
6215	23
6220	14
6221	4
6222	4
6223	4
6224	4
6225	4
6226's.....	4
6227	4
6230	10

6235	10
6240	10
6245's.....	6
6250's.....	12
6255's.....	12
6260	12
6265	12
6290's.....	90
6300-00.....	1
6301-L & R.....	1
6302-01.....	1
6303-01.....	1
6304-01.....	1
6305	1
6306	1
6307	1
6308	1
6312	91
6313	91
6320	14
6330-01 to 03	15
6384	2
6410	28
6415-L & R.....	17
6420	12
6425-03.....	171
6430	12
6440	12
6450	14
6450-01 & 02	9, 14
6570's.....	9, 14
6590's.....	22, 88
6595's.....	9, 25, 89
6620	90
6630	86
6640	86
6650	86
6720's.....	90
6865-01 to 05	51
6870	160
6888	33
6890	44
6891	44
6892	44

7000

7110's.....	16, 22, 88
7111	15, 22, 88
7115's.....	9, 22, 88
7120	16
7130	16
7140	16
7150	16
7180's.....	10, 16
7241	166
7250-00 to 03	69
7318-00 to 08	20
7320-22A & 22B	20
7430	18
7445's.....	18-19
7446-01.....	18

7447	18
7450's	18-19
7451's	19
7453	19
7454	19
7455-02 to 06	18-19
7460-01 & 02	19
7470-02 to 04	19
7505-01 & 02	167
7510-01 & 02	167
7515-01 & 02	167
7520-01 & 02	167
7525-01 & 02	167
7530-01 & 02	167
7556	27
7557	N1
7620-01 & 02	11, 16
7625-01 & 02	16
7630-01 to 03	11
7640	11, 26
7650's	11, 25
7653-00 to 04	69, 145
7655-L & R	25
7810	162
7815	162
7820	162
7821	162
7825	162
7832	162
7837	162
7840	41
7925-01 & 02	16

8000

8010-00 to 02	N1
8010-10	N1
8015	170
8025's	156
8028	8
8029	111
8030-01	155
8031-01	44
8032	155
8033-01	44
8034's	44
8035-01 to 03	44
8091	157
8100-P	86
8120-P	86
8120-SP	79, 151
8205's	34
8209	164
8215	33
8235	129
8239-00 to 02	N3
8239-GP	N3
8239-H	N3
8248	N12
8249	N12
8251	43, 159
8270's	154

8290-01 & 02	41
8300-00 to 02	42, 158
8315-00 & 01	158
8610-01 & 02	43, 159
8626	45
8628	170
8729	43, 159
8730's	156
8739	N8
8840's	79
8987	N4
8989	164
8991	N2

9000

9002	55
9003	166
9006	126
9014	63
9015	63
9016	63
9017	68
9018	70
9075	65
9120	52, 79-80
9125	6

D6000

D6105	13
D6106	13
D6107	13
D6108	13
D6109-L & R	13
D6110	13
D6111	13
D6112	13
D6113	13
D6114	13
D6115-L & R	13

S0000

S0010-00	68
S0011-00	70
S0113	68, 166
S0114	68
S0115	68
S0116	68
S0117	68
S0118	68
S0119	68
S0120	68
S0121	68
S0122	68
S0123	68
S0124	68
S0125	68
S0127's	68
S0128	68
S0129	68, 145
S0130	68

S0132	68
S0133	68
S0136	68
S0137	68
S0138	68
S0139	68
S0140	68
S0141	68
S0142	66, 165

S1000

S1002	70
S1003	70
S1004	70
S1005	70
S1006	70
S1007	70
S1008	70
S1009	70
S1020	70
S1120	70
S1121	70
S1122	70
S1123	70
S1133	70
S1134	70
S1135	70
S1136	70
S1137	70
S1138	70
S1202's	59
S1203's	59
S1204's	59
S1222	70
S1223	70
S1224	70
S1225	70
S1228	70
S1229	70
S1230	70
S1231	70

S2000

S2007	70
-------------	----

S3000

S3008	123
S3023	17
S3024	17
S3025	17
S3026	17
S3027	17
S3028	17
S3029	17
S3030	17
S3031	17
S3035	93
S3036	93
S3037	93
S3038	93

S3039	93
S3042	93

S7000

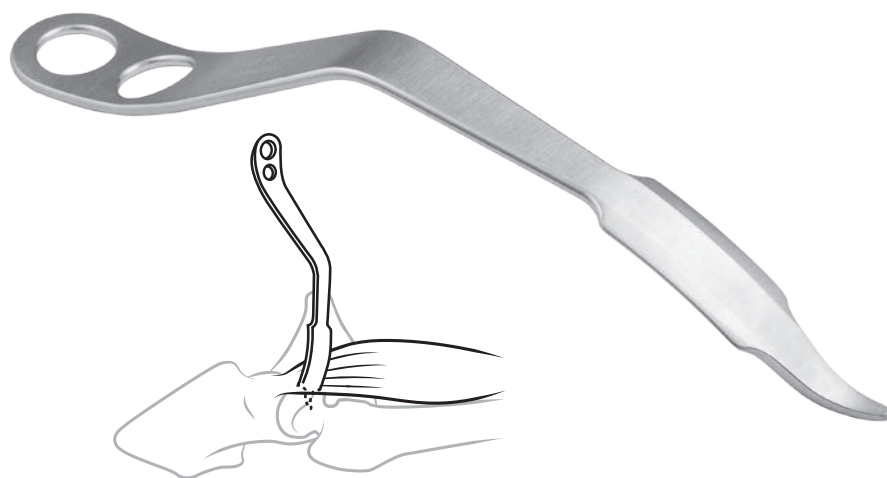
S7500-00	65
S7505	65
S7507	65
S7510	65
S7515	65
S7520	65
S7525	65
S7530	65
S7535	65
S7540	65
S7545	65
S7550	65
S7555	65
S7560	65
S7565	65
S7570	65
S7575	65
S7580	65
S7585	65
S7587	65
S7590	65
S7595	65
S7597	65

SS3000

SS3035	95
SS3037	95
SS3038	95
SS3042	95

T1000

T1001	121
T1002	121
T1003	121
T1004	121
T1005's	113
T1006's	113
T1006-02	N9
T1007	121
T1008's	116
T1009	116
T1012	126
T1013	126
T1014's	112
T1015's	112
T1016	112
T1017	112
T1018's	112-113
T1019's	112-113
T1020	113
T1021	113
T1022	113
T1023	113
T1024	113
T1025	113
T1050's	112



Alvi Modified Hohmann Retractor

Designed for use during minimally invasive anterior hip replacement surgery, the retractor is placed through the capsule, into the femoral head, allowing for retraction of the rectus femoris

The extra bend in the handle allows the assistant to stand on the operative side of the table allowing for ease of handling of the retractor.

PRODUCT NO:

4549

Overall Length: 8.75" (22.2 cm)

Blade Width: .75" (19 mm)



Designed by Hasham Alvi, MD

New!



Hip Retractor with Waist Pad

Designed for use during posterior approach hip arthroplasty, helping to eliminate the use of another hand by resting the waist pad against the body

PRODUCT NO:

7557

Overall Length: 14.25" (36.2 cm)

Blade Width: 34 mm

Blade Length: 4" (10.2 cm)

Blade Hole: 23.6 mm x 15.4 mm



Designed by Luis Ulloa

Waist Pad designed by Christopher Blair, MD



LED Disposable Light Source and Reusable Light Wand Kit

Light wand designed for illumination of deep incisions – for use with the Innomed LED Disposable Light Source

PRODUCT NO'S:

8010-00 [Light Kit]

Overall Length: 2.5" (6.4 cm)

Diameter: 1" (2.54 cm)

Individual Product Numbers:
8010-01 [Disposable LED Light Source] **Pkg of 1**

Overall Length: 2.5" (6.4 cm)

Diameter: 1" (2.54 cm)

8010-02 [Light Wand]

Overall Length: 13.5" (34.3 cm)

Handle Length: 5.55" (13.3 cm)

Bend Angle: 45°

8010-10 [Disposable LED Light Source] **Pkg of 10**

Sumko Surgical Finger Guide

Designed by Michael H. Sumko, MD

Used to help insert a 3.2 mm guide wire, especially during hip fracture surgery, to help prevent puncturing the surgeons' glove

PRODUCT NO:

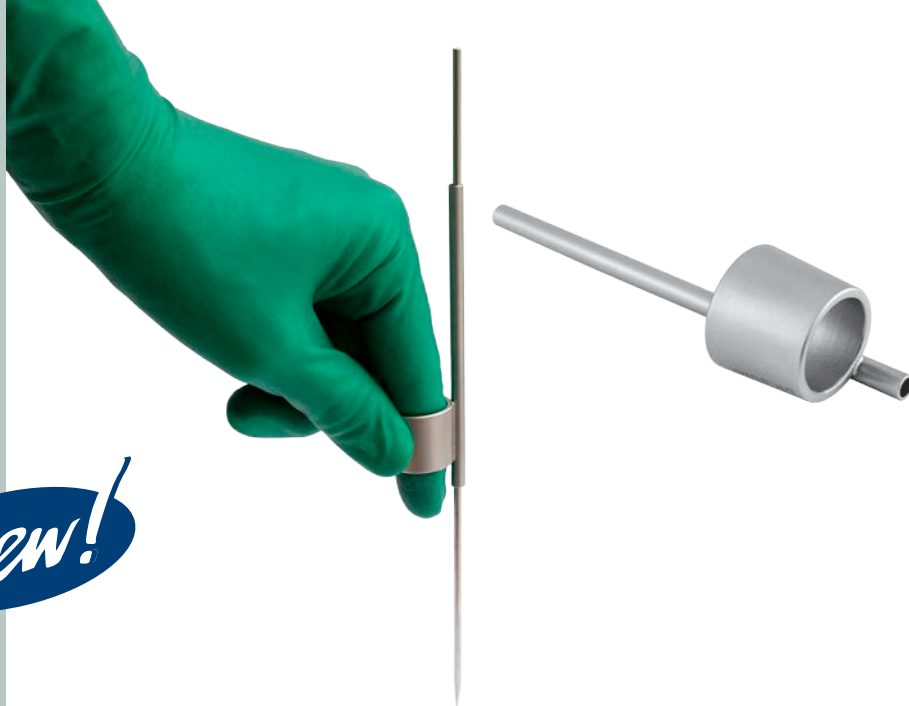
8991

Overall Length: 4" (10,2 cm)



Designed by Michael H. Sumko, MD

New!



Bhargava Anterior Hip Labral Grasper

Designed to help remove the labrum and soft tissues in total hip surgery

PRODUCT NO:

1776

Overall Length: 12.5" (31,8 cm)

Shaft Length: 9" (22,9 cm)


Shaft Width: 7 mm

Jaw Width at End: 4 mm

Toothed Jaw Length: 14 mm



Designed by Tarun Bhargava, MD



Hannum Modified Angled Grasper

Heavy duty large bone grasper designed to help trim acetabular osteophytes – angled to ergonomically fit around the rim via the direct anterior approach

PRODUCT NO:

1775-04

Overall Length: 8.5" (21,6 cm)

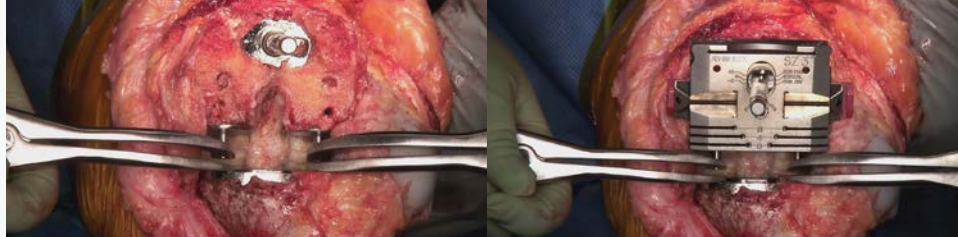
Jaw Width: 11 mm

Jaw Bite Internal: 9 mm x 21 mm



Designed by Scott Hannum, MD





Lawrence Revision Knee Gap Balancing Tensioner Set

Designed to help tense the medial and lateral ligaments during total knee surgery

PRODUCT NO'S:

1896-01 [Set – Left & Right]

Also available individually:

1896-01L [Left]

Overall Length: 9.25" (23,5 cm)
Pad Diameter: 1" (2,5 cm)

1896-01R [Right]

Overall Length: 9.25" (23,5 cm)
Pad Diameter: 1" (2,5 cm)



Designed by Jeffrey M. Lawrence, MD



Sterilization Case (Included with Set)

Paulos Self-Guided Screwdriver Set

Designed to help when inserting and removing cannulated interference screws for bone and soft tissue fixation in tunnels

- ▶ Helps avoid the need to pass a guide wire through the tunnel and out the soft tissues beyond the tunnel, reducing the possibility of damaging other structures or puncturing the surgeons gloves.
- ▶ Utilizes a shorter and more rigid guide wire which allows the surgeon to accurately place the screw within the tunnel, and allows the screw to be inserted by pushing and twisting at the same time.
- ▶ Drivers available in both Tri Lobe and Hex styles.
- ▶ Guide pins are for single use only.

PRODUCT NO'S:

8239-00 [Complete Set]

Includes: (1) Screwdriver Handle, (1) Tri-Lobe Driver, (1) Hex Driver, (2) Guide Pins, and (1) Sterilization Case

Set Includes / Also available individually:

8239-H [Screwdriver Handle]

Overall Length: 5.25" (13,3 cm)

8239-01 [Tri Lobe Driver]

Overall Length: 6.75" (17,1 cm)
Overall Length with Pin In Handle: 11.5" (29,2 cm)
Cannulated Hole Diameter for Guide Pin: .062" (1,6 mm)

8239-02 [Hex Driver]

Overall Length: 5.5" (14 cm)
Overall Length with Pin In Handle: 11" (27,9 cm)
Cannulated Hole Diameter for Guide Pin: .062" (1,6 mm)

8239-GP [Guide Pin]

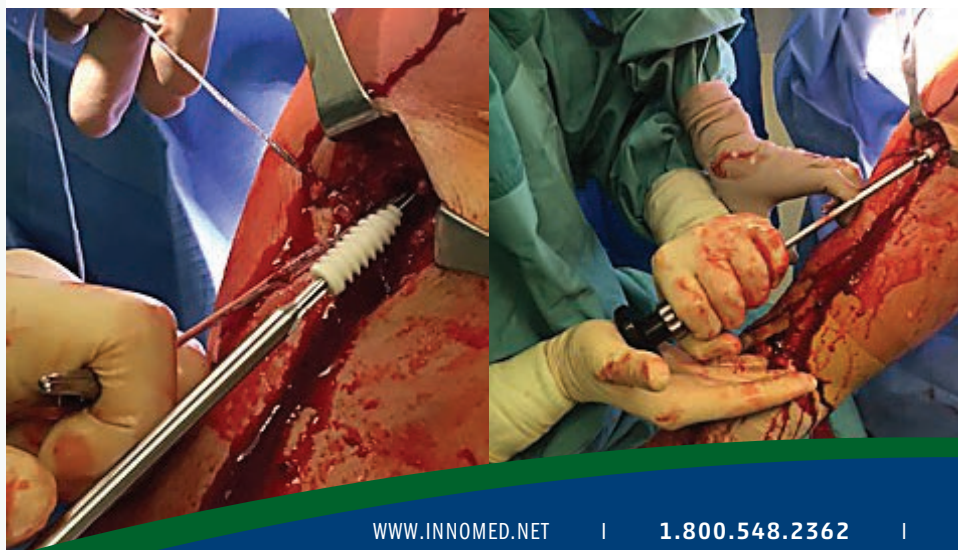
(One with this product number, two included in set)
Overall Length: 7.5" (18,7 cm)
Guide Pin Diameter: .054" (1,3 mm)

1015 [Sterilization Case]



For use under U.S. Patent 8,814,935.

Designed by P. Leon Paulos, MD



Bacastow Femoral Cement Osteotome

Uniquely shaped osteotome designed to help trim away cement from around a femoral knee component

PRODUCT NO:

5234

Overall Length: 9.25" (23,5 cm)

Width: 6,5 mm

Tongue Length: 7 mm



Designed by David Bacastow, MD



Stanton Distal Humeral, Femoral, or Tibial Nail Screw Locking Guide

Designed to help with the placement of a variety of nail screw locking guides

PRODUCT NO:

8987

Overall Length: 10.5 (26,7 cm)

Guide Height: 21 mm

Closed Guide Internal Diameter: 5,5 mm



Designed by John L. Stanton, MD



Rudisill Locking Small Bone Reduction Forcep

For reduction of hand phalanx and metacarpal fractures


PRODUCT NO:

2017

Overall Length: 6.5" (16,5 cm)



Designed by Ed Rudisill, MD



New!

Large Bone Clamp with Plate Protection

Designed to help hold a bone/bone plate in position for reduction—the one-side coated jaw helps to protect from marring the bone plate


PRODUCT NO'S:

3659-L [Left]


Overall Length: 9.125 (23,2 cm)

3659-R [Right]

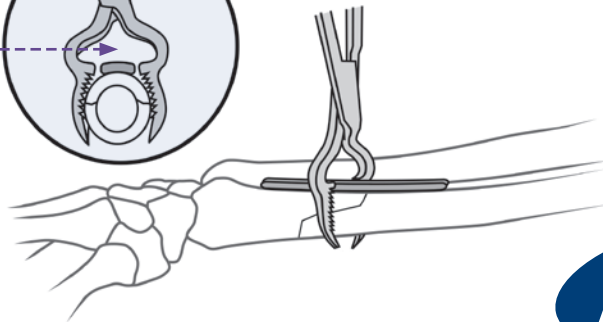
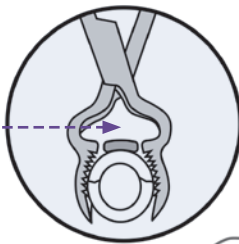
Overall Length: 9.125 (23,2 cm)



- **New larger size clamp with speedlock** is designed for large bones such as the femur and tibia



Large Window
Provides space to allow a bone plate to be slid into position without removing the clamp



New!

Durham Bone Reduction Clamp - Large with Speedlock

Allows application of a bone plate without removing the reduction clamp

The large window directly above the jaws provide space to allow a bone plate to be slid into position without removing the clamp.

PRODUCT NO:

3652-01 [Large with Speedlock]
Overall Length: 9.25" (32,5 cm)



Designed by Alfred A. Durham, MD

Pointed Fracture Reduction Clamps

Versatile set of fracture reduction clamps, each with a specific tine design that allows for appropriate vector placement so that anatomic reduction can be obtained in a number of different types of fractures

- 1.9 mm tines allow for a snug fit in 2 mm drill holes
- Tines angled to prevent clamp "slippage" with compression
- Extra-long spin down allows for increased range of clamp use
- Straight tines can be placed deep within bone which allows for far cortex compression.
- Clamps incorporate a box joint design that prevents clamp joint loosening and the need for tightening.
- Example applications: any transverse fracture (straight-straight clamp), both bone forearm fractures, olecranon fractures, medial malleolus fractures, and many more.

PRODUCT NO'S:

3666 [Straight Left & Right]
Overall Length: 5.5" (14 cm)

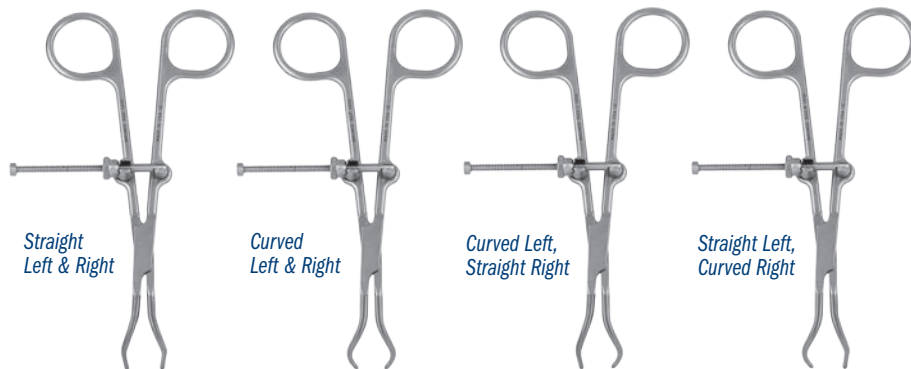
3667 [Curved Left & Right]
Overall Length: 5.5" (14 cm)

3666-L [Curved Left, Straight Right]
Overall Length: 5.5" (14 cm)

3666-R [Straight Left, Curved Right]
Overall Length: 5.5" (14 cm)



Designed by Reza Firoozabadi, MD MA



Ratchet guide rotates for increased range of jaw opening, and is open-topped to allow quick release



Wurapa Swivel Blade Forearm Retractor

Designed for forearm and wrist fracture exposure, the blades swivel for less stress on soft tissue

Swivel-blade technology helps to allow parallel deployment of retractor blades to maximize wound exposure and minimize edge loading on surrounding soft tissues. Parallel deployment of the retractor blades also helps prevent rotation and migration of the retractor during a procedure.

PRODUCT NO'S:

1646-00 [Set]

Includes Retractor and Two Swivel Blades

Also available individually:

1646-01 [Retractor]

Overall Length: 5.125" (13 cm)

Opens to: 2.5" (6,4 cm)

1646-02 [Swivel Blade]

One blade with this product number, two included in set

Width: .9375" (24 mm)

Depth: .75" (19 mm)



Durst Arthrodesis Retractor Set

Designed for exposure and retraction when performing arthrodesis of the MTP joint

PRODUCT NO'S:

1642-00 [Arthrodesis Retractor Set]

Also available individually:

1642-01 [Phalangeal Retractor]

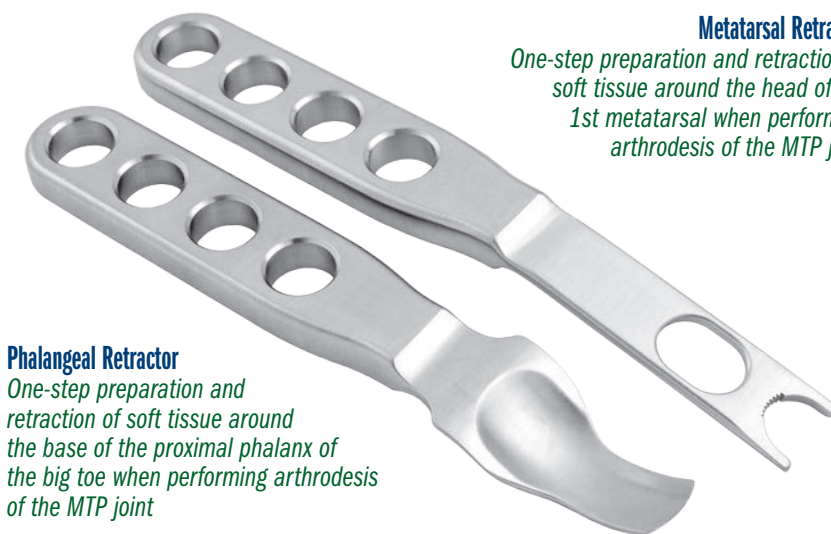
Overall Length: 6.625" (16,8 cm)

1642-02 [Metatarsal Retractor]

Overall Length: 7" (17,8 cm)



Designed by Heiko Durst, MD

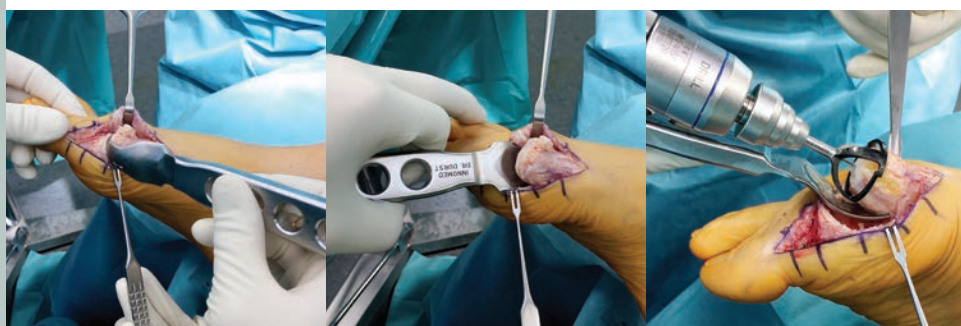


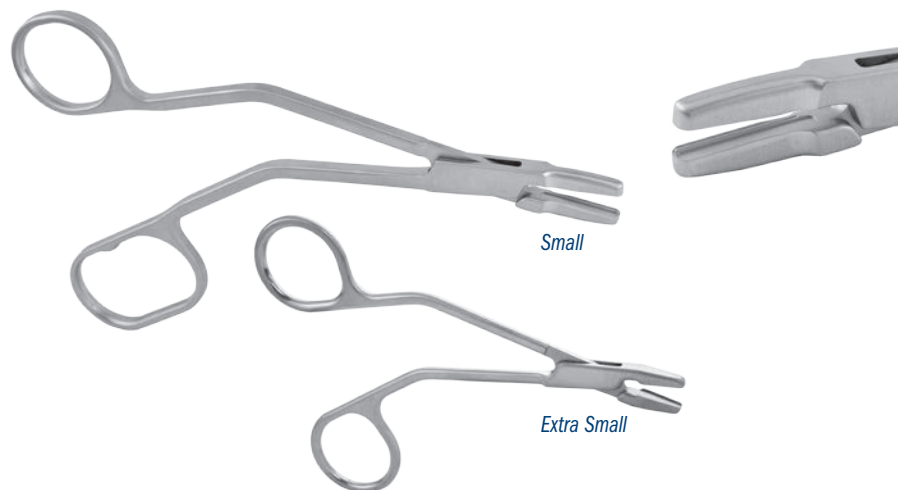
Phalangeal Retractor

One-step preparation and retraction of soft tissue around the base of the proximal phalanx of the big toe when performing arthrodesis of the MTP joint

Metatarsal Retractor

One-step preparation and retraction of soft tissue around the head of the 1st metatarsal when performing arthrodesis of the MTP joint





Yezerski Small Bone Rongeurs

Designed for small bone applications in the hand and foot

PRODUCT NO'S:

1789 [Small]
Overall Length: 7.125" (18,1 cm)
Jaw Width: 4 mm
Jaw Bite Width: 3 mm
Jaw Bite Length: 20 mm

1789-01 [Extra Small]
Overall Length: 4.5" (11,4 cm)
Jaw Width: Tapers from 4,7 mm to 3 mm
Jaw Bite Length: 15 mm



Designed by John Yezerski, MD



Suture Cutter

Needle Holder



Bates Needle Holder with Suture Cutter

By trapping the suture and cutting when the forcep is opened, helps to reduce stress on the surgeon's hand

PRODUCT NO:

3071
Overall Length: 8.125" (20,6 cm)
Jaw Width: .25" (6,4 mm)
Open Jaw Length: .5" (12,8 mm)



Designed by James E. Bates, MD

New!



Pin Puller - Small

Small size allows for use in a small incision to help with removal of a 2 mm or smaller k-wire pin

PRODUCT NO:

3033
Overall Length: 6.5" (16,5 cm)
Jaw Width: 6,2 mm tapering to 3 mm at end
Jaw Height: 11,7 mm



Double Coated Allis Bone Clamp

A traditional Allis Bone Clamp designed with a longer ratchet—for a wider opening to allow a bone and plate to be clamped and locked onto—and two coated ends to prevent from marring a component surface

PRODUCT NO:

1382
Overall Length: 6.125" (15,9 cm)
Ratcheted Clamp Opens to: 35 mm
Non-coated-end Width: 4 mm



Modification of design by Charles T. Resnick MD

Bell-Hawkins Shoulder Frame and Blade Set

Retractor and Frame System for Total Shoulder Arthroplasty

PRODUCT NO'S:

4696-00 [Bell-Hawkins – Complete Set]

Included in Set/Available individually:

4696-01 [Small Adjustable Retractor]

Overall Length: 7.375" (18,7 cm)
Handle Length: 6" (15,2 cm)
Blade Width: 1.25" (32 mm)
Blade Depth: .8" (20 mm)

4696-02 [Medium Adjustable Retractor]

Overall Length: 7.375" (18,7 cm)
Handle Length: 6" (15,2 cm)
Blade Width: 1.7" (43 mm)
Blade Depth: 1.25" (32 mm)

4696-03 [Deep Adjustable Retractor]

Overall Length: 7.375" (18,7 cm)
Handle Length: 6" (15,2 cm)
Blade Width: 1.6" (41 mm)
Blade Depth: 2" (51 mm)

4696-04 [Small Fixed Retractor]

Overall Length: 3" (7,6 cm)
Handle Length: 1.5" (3,8 cm)
Blade Width: 1.25" (32 mm)
Blade Depth: .8" (20 mm)

4696-05 [Medium Fixed Retractor]

Overall Length: 3" (7,6 cm)
Handle Length: 1.5" (3,8 cm)
Blade Width: 1.7" (43 mm)
Blade Depth: 1.25" (32 mm)

4696-06 [Deep Fixed Retractor]

Overall Length: 3" (7,6 cm)
Handle Length: 1.5" (3,8 cm)
Blade Width: 1.25" (32 mm)
Blade Depth: 2.375" (60 mm)


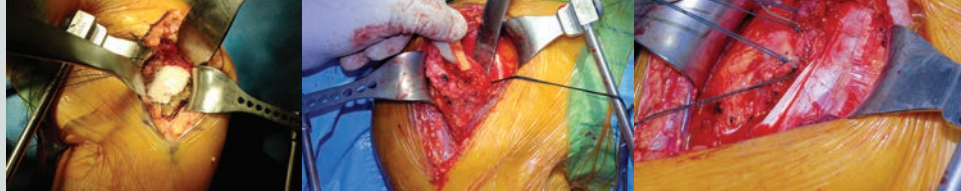
4696-07 [Adjustable Lock Block]

Dimensions: 1.375" x 1" x .85" (35 mm x 25 mm x 20 mm)

4696-Frame [Frame Assembly]

Dimensions: 10" x 9" (25,4 cm x 22,9 cm)

Designed by Robert H. Bell, MD and Richard Hawkins, MD



New!

Bacastow Axillary Nerve Retractor with Suction

Helps to retract and protect the axillary nerve during shoulder surgery, while also providing suction to the surgical site

PRODUCT NO:

8739

Overall Length: 11" (27,9 cm)
Width: .5" (12,7 mm)
Tongue Length: 1.2" (30 mm)



Designed by David Bacastow, MD



Shoulder Surgery Retractor System

PRODUCT NO'S:

1251-00 [Complete System]

Included in Set/Available individually:

1252-N [Modified Thin Glenoid Retractor–Narrow]

Two included in set; one with this product number
Overall Length: 11.875" (30,2 cm)
Blade Width: 15 mm

1252-W [Modified Thin Glenoid Retractor–Wide]

Two included in set; one with this product number
Overall Length: 11.875" (30,2 cm)
Blade Width: 23 mm

1253 [Right Angle Hohmann Retractor]

Overall Length: 8.125" (20,6 cm)
Depth from Bend: 4.25" (10,8 cm)
Blade Width: 16 mm

1254 [Modified Fukuda Retractor]

Overall Length: 8.625" (21,9 cm)
Depth: 2.75" (7 cm)
Blade Width: 39 mm

1255-L [Brown Deltoid/Richardson Retractor–Large]

Overall Length: 10.5" (26,7 cm)
Depth: 2.5" (6,4 cm)
Blade Width: 60 mm

1255-S [Brown Deltoid/Richardson Retractor–Small]

Overall Length: 10.5" (26,7 cm)
Depth: 2.5" (6,4 cm)
Blade Width: 44 mm

1256 [Modified Darrach Retractor, Straight–Narrow]

Overall Length: 10.25" (26 cm)
Blade Width: 12,7 mm

1257 [Modified Darrach Retractor, Straight–Wide]

Overall Length: 10.25" (26 cm)
Blade Width: 19 mm

1258 [Modified Darrach Retractor, Bent–Narrow]

Overall Length: 10.75" (27,3 cm)
Blade Width: 12,7 mm

1259 [Modified Darrach Retractor, Bent–Wide]

Overall Length: 10.75" (27,3 cm)
Blade Width: 19 mm

1260 [Soft Tissue Shoulder Retractor]

Overall Length: 10" (25,4 cm)
Depth from Bend: 3" (7,6 cm)
Blade Width: 19 mm

System includes two of each size of the Modified Thin Glenoid Retractors, and one of each of the other retractors.

Developed in collaboration with Mayo Clinic.



Modified Thin Glenoid Retractor–Narrow & Wide

Right Angle Hohmann Retractor

Modified Fukuda Retractor

Brown Deltoid/Richardson Retractor–Large & Small

Modified Darrach Retractor, Straight–Narrow & Wide

Modified Darrach Retractor, Bent–Narrow & Wide

Soft Tissue Shoulder Retractor

New!

Havens Modified Kolbel Soft Tissue Retractor

Designed for retraction on deltoid split incisions on mini-open rotator cuff repairs

Jaws and arms are parallel with no gap when closed to allow easier insertion in tight spaces.

PRODUCT NO:

T1006-02

Overall Length: 7.5" (19,1 cm)
Opens To: 4.5" (11,4 cm)
Prong Depth: 18 mm



Designed by Philip Havens, MD

Modified Winged Fakuda Retractor

Designed with flared edges for less pressure on soft tissues

PRODUCT NO:
1896

Overall Length: 7.5 (19,1 cm)
Blade Width: 36 mm
Opening: 29 x 40 mm



Designed by Scot Rheinecker, PA

New!

Rogozinski Reverse Angle Bent Gelpi Retractor

Designed for soft tissue retraction

PRODUCT NO:
4272

Overall Length: 9 (22,9 cm)
Length to Bend: 8.5" (21,6 cm)
Depth: 4.25" (10,8 cm)



Designed by Chaim Rogozinski, MD

Horseshoe Shoulder Frame and Blade Assembly

Designed to enhance exposure during shoulder arthroplasty procedures

PRODUCT NO'S:
2030-00 [Set]

Includes (1) Frame, (1) Narrow Blade & (1) Wide Blade

Also available individually:
2030-01 [Horseshoe Frame]

Overall Dimensions: 7" x 5" (17,8 cm x 12,7 cm)
Frame Width: .7" (15 mm)

2030-02 [Horseshoe Blade – Wide]

Blade Width: 14 mm
Overall Length: 11" (27,9 cm)

2030-03 [Horseshoe Blade – Narrow]

Blade Width: 22 mm [Not Shown]
Overall Length: 11" (27,9 cm)



McFarland Bent Cobb Elevator

Designed for retraction while helping to protect the axillary nerve in shoulder surgery

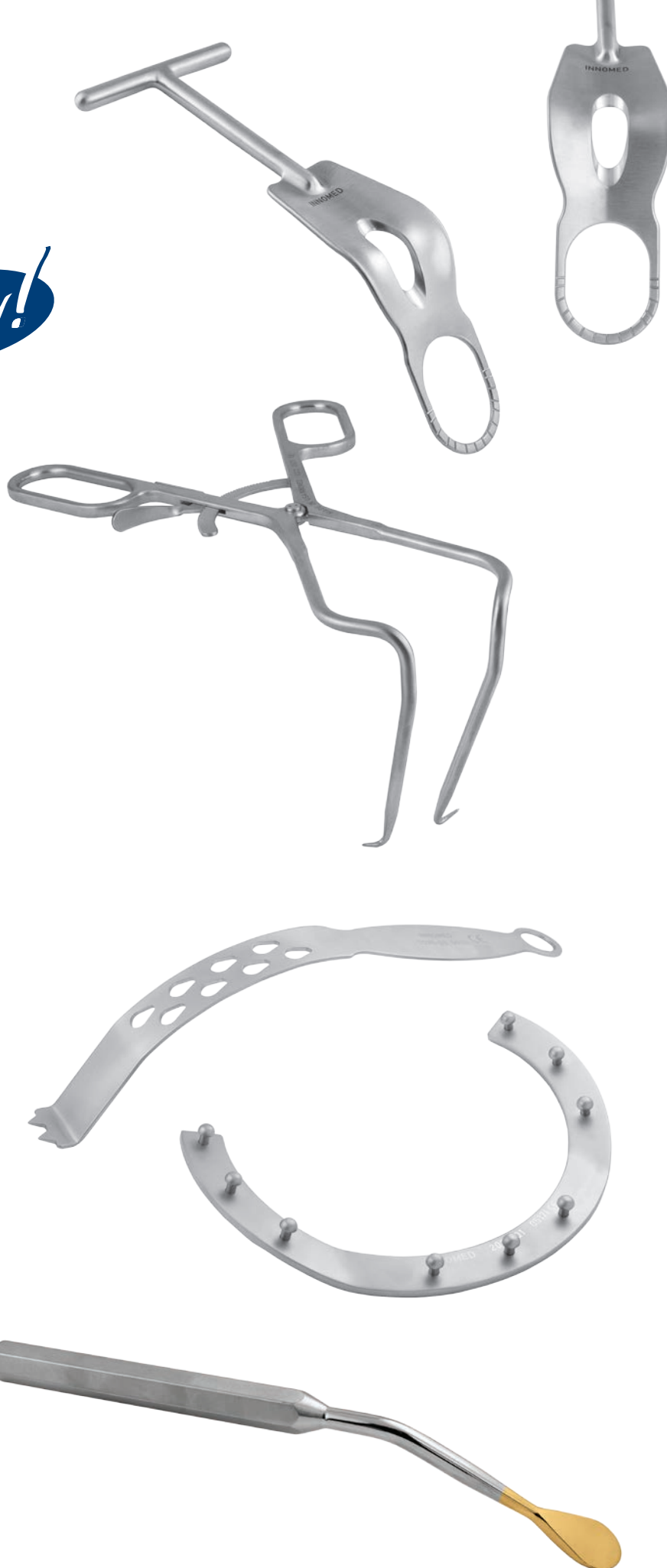
Ultra hard titanium nitride coating helps to prolong sharpness.

PRODUCT NO:
3431

Overall Length: 9.5" (24,1 cm)
Length from Bend: 3.5" (8,9 cm)
Cobb End Width: .8" (20 mm)
Angle of Bend: 30°



Designed by Edward McFarland, MD





Levy Humeral Stem Extraction Punch

Ultra hard cobalt chrome shaft and impactor tip designed to help remove a humeral stem during revision total shoulder arthroplasty

Can be used to open up distal cement mantle or pedestal during revisions.

PRODUCT NO:

8627
 Overall Length: 12" (30,5 cm)
 Handle/Platform Length: 4.75" (12,1 cm)
 Punch Rod Length: 7.25" (18,4 cm)
 Platform: 3" x .75" (7,6 cm x 1,9 cm)
 Shaft Diameter: 8 mm, tapers to 4 mm at tip



Designed by Jonathan Levy, MD

New!

Updated from page 50 to reflect new locking nut on handle

Wagner Osteotome Handle

Handle is designed for easier gripping, rotational control, and use with a mallet with a standard 1/4" Lambotte osteotome

PRODUCT NO'S:

5348 [Handle Only]
 Overall Length: 5.5" (14 cm)
 5348-01 [1/4" Osteotome Only]
 Overall Length: 8.875" (22,5 cm)



Handle designed by Russell Wagner, MD

Updated from page 156 to reflect new additional size — small

Periarticular Reduction Forceps

Designed for reduction of intraarticular and periarticular fractures

Pointed ball tips help provide a secure hold in the bone despite minimal contact. Three sizes available.

PRODUCT NO'S:

1856-01 [Small]
 Overall Length: 11" (27,95 cm)
 Width @ Tips Parallel: 7.25" (18,4 cm)
 Maximum Jaw Opening @ Tips: 3.1" (7,9 cm)
 1856 [Medium]
 Overall Length: 14.75" (37,5 cm)
 Width @ Tips Parallel: 10.5" (26,7 cm)
 Maximum Jaw Opening @ Tips: 5.2" (13,2 cm)
 1857 [Large]
 Overall Length: 16" (40,7 cm)
 Width @ Tips Parallel: 12" (30,5 cm)
 Maximum Jaw Opening @ Tips: 8" (20,3 cm)



Wide Rake Retractors

Designed for general use soft tissue retraction, the ergonomic handle allows for a better grip and less fatigue

Non-glare finish featured on the metal retractor parts.


PRODUCT NO'S:

6051 [Deep, Sharp]
Overall Length: 11.175 (28,3 cm)
Blade Width: 2.375" (6 cm)
Blade Depth: 2.75" (7 cm)


6052 [Deep, Blunt]
Overall Length: 11.175 (28,3 cm)
Blade Width: 2.375" (6 cm)
Blade Depth: 2.75" (7 cm)

6053 [Shallow, Sharp]
Overall Length: 11.175 (28,3 cm)
Blade Width: 2.375" (6 cm)
Blade Depth: 1.875" (4,8 cm)

6054 [Shallow, Blunt]
Overall Length: 11.175 (28,3 cm)
Blade Width: 2.375" (6 cm)
Blade Depth: 1.875" (4,8 cm)



Sharp and dull teeth
available in two depths



New!

Rake Retractors with Ergonomic Handle

Designed for general use soft tissue retraction, the ergonomic handle allows for a better grip and less fatigue

Non-glare finish featured on the metal retractor parts.

PRODUCT NO'S:

4839 [3-Prong]
Overall Length: 9.5" (24,1 cm)
Rake Width: 13 mm
Rake Depth: 14 mm

4840 [4-Prong]
Overall Length: 9.5" (24,1 cm)
Rake Width: 19 mm
Rake Depth: 14 mm



Large T-Handle Fixed Drivers

Large easy grip soft silicone handled drivers help provide a sturdy non-slip grip

PRODUCT NO'S:

8248 [Zimmer Hall Quick-connect]
Overall Length: 5.75" (15,6 cm)
Handle Width: 4.625" (11,6 cm)

8249 [Hudson Quick-connect]
Overall Length: 6.75" (17,1 cm)
Overall Length with Pin In Handle: 11.5" (29,2 cm)



Zimmer Hall
Quick-connect

Hudson
Quick-connect





New!

Anterior Watson Jones Total Hip Arthroplasty System

*Instrument system specifically designed for
Direct Anterior approach THR*

PRODUCT NO'S:

6300-00 [Complete Set]

Available Individually:

6301-L [Awl - Left]

Overall Length: 12.375" (31,5 cm)

6301-R [Awl - Right]

Overall Length: 12.375" (31,5 cm)

6302-01 [Lighted Mueller Retractor]

Blade Width: 27 mm

Handle Length: 5.5" (14 cm)

Overall Length: 12.75" (32,4 cm)

6303-01 [Wide Lighted Retractor]

Blade Width: 40 mm

Blade Tip Length: 17 mm

Overall Length: 12.75" (32,4 cm)

6304-01 [Narrow Lighted Retractor]

Blade Width: 26 mm

Blade Tip Length: 23 mm

Overall Length: 16.5" (41,9 cm)

6305 [90° Cobra Retractor]

Blade at Widest: 37 mm

Blade Depth: 7.5" (19,1 cm)

Blade Prong: 18 mm Long X 10 mm Wide

Overall Length: 12.5" (31,8 cm)

Handle Length: 9.5" (24,1 cm)

6306 [Deep Hohmann Retractor]

Blade Width: 17 mm

Prong Length: 34 mm

Overall Length: 9.25" (23,5 cm)

6307 [Straight Hohmann Retractor]

Prong Length: 4,2 cm

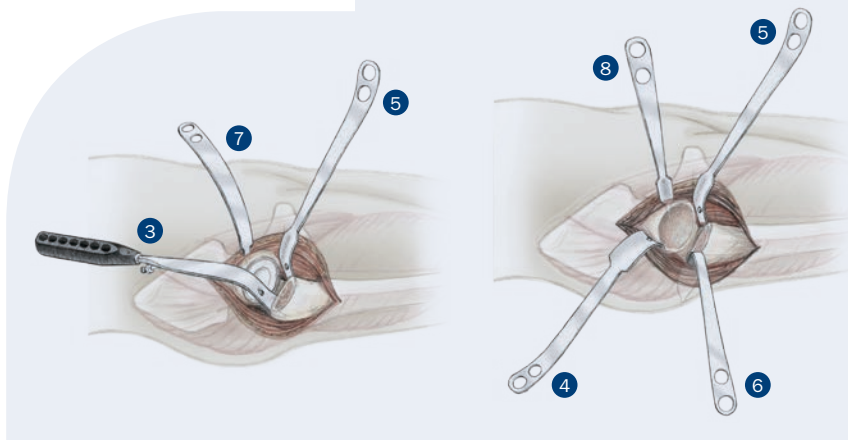
Overall Length: 9.5" (24,1 cm)

6308 [Femoral Starter Drill]

Drill Tip Dimensions: 18 mm Long X 12 mm Diameter

Overall Length: 6" (15,2 cm)

Shaft Length: 5.25" (13,3 cm)



Hur Modified Mueller-type Femoral Neck Elevator

*Designed for the anterior approach to help
expose the femoral calcar during broaching*

The modified Mueller-type design non-forked end helps
reduce stress risers and fractures.

PRODUCT NO:

3416

Overall Length: 13" (33 cm)

Handle Length: 6.5" (16,5 cm)

Blade Width at Widest: 1.25" (31,7 mm)



Wide blade design modification by John Hur, MD



Jeffers Hip Retractor

For use during the anterior approach, this retractor is designed to help protect the TFL from laceration during acetabular preparation in addition to maximizing exposure

Used with or without a weight, it is placed over the TFL and vastus lateralis and under the femur. The broad surface helps to gently retract the TFL and vastus away from the reamer path.

PRODUCT NO:
6384

Overall Length: 9.5" (24,1 cm)
Depth: 6.5" (16,5 cm)
Blade Width at Top: 1.8" (4,6 cm)
Blade Width at Bottom: .8" (2 cm)



Designed by Andrew Jeffers, MD




Hope Direct Anterior Femoral Retractor

Designed to aid in exposure of the calcar femorale for proximal femoral exposure and broaching

PRODUCT NO:
5838

Overall Length: 11" (27,9 cm)
Blade Width: 1" (2,54 cm)

Designed by Charles A. Hope, MD



Flared Cobra Retractors - Left & Right

Left and right retractors can be used with the anterior, posterior or lateral approach to help expose the acetabulum in total hip surgery

PRODUCT NO'S:

6110-01 [Double Prong – Right]
Overall Length: 15" (38 cm)

6110-02 [Double Prong – Left]
Overall Length: 15" (38 cm)

6109-L [Single Prong – Left]
Overall Length: 15" (38 cm)

6109-R [Single Prong – Right]
Overall Length: 15" (38 cm)



Designed by Henry Boucher, MD

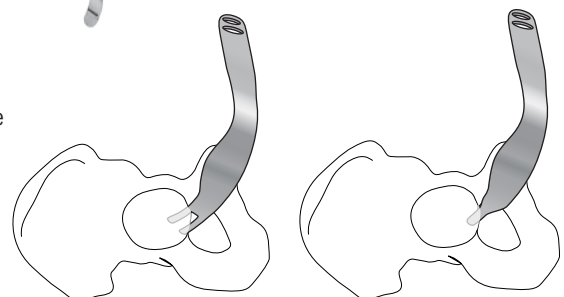
Single prong design modification by Walter Frueh, MD



Double Prong

Single Prong

ANTERIOR APPROACH: Placed inferior to the trans-acetabular ligament during exposure and preparation of the acetabular component. The curve and "twist" of the retractor allow for gentle retraction of the medial and inferior soft tissues and skin. Helps provide easier retraction for the assistant on the other side of the operating table.



See page 29 for posterior approach positioning



Unger Anterior Total Hip Instruments

Universal system specifically designed
for Direct Anterior approach THR

PRODUCT NO'S:

3001 [Unger Wide Hohmann—Single Prong]
1 Blade Width: 44 mm
Blade Depth: 5" (12,7 cm)
Overall Length: 13.5" (34,3 cm)

3008 [Unger Wide Hohmann—Double Prong]
2 Blade Width: 44 mm
Blade Depth: 5" (12,7 cm)
Overall Length: 13.5" (34,3 cm)

3002 [Unger Narrow Hohmann]
3 Blade Width: 34 mm
Blade Depth: 4" (10,2 cm)
Overall Length: 13" (33 cm)

3003 [Unger Blunt Narrow Cobra]
4 Blade Width: 34 mm
Blade Width at Tip: 12 mm
Blade Depth: 5.25" (13,3 cm)
Overall Length: 14.5" (36,9 cm)

3004 [Unger Canal Finder Rasp—Straight]
5 Overall Length: 11" (27,9 cm)
Handle Length: 5" (12,7 cm)

3004-01 [Unger Canal Finder Rasp—Curved]
6 Overall Length: 11" (27,9 cm)
Handle Length: 5" (12,7 cm)

3004-02 [Unger Canal Finder Rasp—
Curved with Smooth Proximal]
6s Overall Length: 11" (27,9 cm)
Handle Length: 5" (12,7 cm)

3005-R [Unger Box Osteotome—Right]
7 Overall Length: 12" (30,5 cm)

3005-L [Unger Box Osteotome—Left]
8 Overall Length: 12" (30,5 cm)

3006 [Unger Femoral Neck Elevator]
9 Blade Width at Widest: 25 mm
Overall Length: 13" (33 cm)
Handle Length: 9" (22,9 cm)

3007 [Unger Soft Tissue Protector]
10 Blade Width: 50 mm
Overall Length: 1.75" (4,4 cm)
Handle Length: 10.125" (25,7 cm)

3009-L [Unger Offset Narrow Hohmann—Left]
11 Blade Width: 34 mm
Overall Depth: 4" (10,2 cm)
Overall Length: 13" (33 cm)

3009-R [Unger Offset Narrow Hohmann—Right]
12 Blade Width: 34 mm
Overall Depth: 4" (10,2 cm)
Overall Length: 13" (33 cm)

Optional Instruments:

3006-01 [Femoral Neck Elevator—Long Prong]
13 Blade Width at Widest: 25 mm
Overall Length: 13.4" (34 cm)
Handle Length: 9" (22,9 cm)

Designed by Anthony Unger, MD

Dr. Unger's Surgical Technique available on our website.



Das/Seng Anterior Total Hip Instruments

Retractor set with included table-mounted controlled-release ratcheting elevator hook, specifically designed to help simplify anterior approach total hip arthroplasty

Surgical technique available on our website.



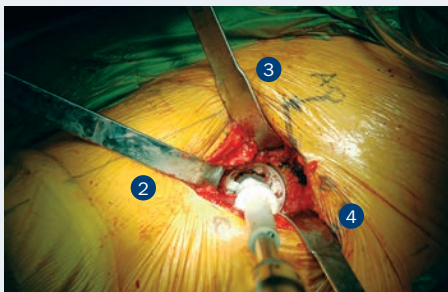
PRODUCT NO'S:

1	6221 [#1 - Posterior Femoral Neck Retractor] Blade Width: 25 mm Blade Depth: 3" (7,6 cm) Overall Length: 14" (35,6 cm)
2	6222 [#2 - Anterior Femoral Neck Retractor] Blade Width: 31,5 mm, 10 mm @ Tip Blade Depth: 4,5" (10,2 cm) Overall Length: 15" (38,1 cm)
3	6223 [#3 - Anterior Acetabular Retractor] Blade Width: 25 mm Blade Depth: 2,25" (5,7 cm) Overall Length: 13,25" (33,7 cm)
4	6224 [#4 - Posterior Acetabular Retractor] Blade Width: 25 mm Blade Depth: 2,75" (7 cm) Overall Length: 14" (35,6 cm)
5A	6226-RH [#5A - Round Elevator Hook] Blade Width: 10 mm Blade Depth from T-Handle: 5,75" (14,6 cm) Overall Length: 9,25" (23,5 cm)
6	6227 [#6 - Femoral Calcar Retractor] Blade Width: 25 mm Blade Depth: 3,625" (9,2 cm) Overall Length: 14" (35,6 cm)
7	6225 [#7 - Greater Trochanter Retractor] Blade Width: 25 mm Blade Depth: 2,5" (6,4 cm) Overall Length: 14,25" (36,2 cm)
8	6226-TA [#8 - Table Assembly] This product number includes one 6226-RH Elevator Hook Folds to approx: 21" x 5" x 5" (53,4 cm x 12,7 cm x 12,7 cm)
Optional Instruments:	
	6226-EH [#5 - Flat Elevator Hook] Blade Width: 10 mm Blade Depth from T-Handle: 5,75" (14,6 cm) Overall Length: 9,25" (23,5 cm)

Designed by Amal Das, MD and Brian Seng, DO



Exposure of the hip joint & removal of the femoral head



Acetabular exposure, reaming and cup insertion



Table Assembly/Elevator Hook for femoral access



1 Posterior Femoral Neck Retractor

2 Anterior Femoral Neck Retractor

3 Anterior Acetabular Retractor

4 Posterior Acetabular Retractor

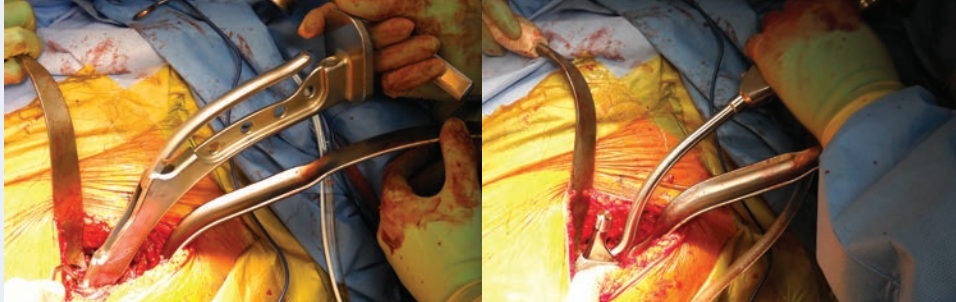
6 Femoral Calcar Retractor

7 Greater Trochanter Retractor



5A Elevator Hook

Table Assembly 8



Bozeman Anterior THA Femoral Elevator

Designed to elevate the femur anteriorly, providing exposure to allow broaching of the femoral canal and final placement of the femoral component, during direct anterior approach THA

Helps to retract the TFL muscle out of the way, and provides surface area for the fulcrum effect, helping to reduce pressure on the muscle. Narrow design is helpful in minimally invasive surgery.

The flared end joins the prongs to help maintain soft tissue retraction away from the broach teeth, while the two prong design helps placement lateral to the tip of the greater trochanter and elevates the femur.

Designed by Daniel M. Gannon, MD



PRODUCT NO'S:

6144 [Small]
Overall Length: 11.5" (29,2 cm)
Blade Neck Width: 26.1 mm
Blade Flared End Width: 30.1 mm

6146 [Medium]
Overall Length: 13.5" (34,3 cm)
Blade Neck Width: 29.8 mm
Blade Flared End Width: 34.7 mm

6145 [Large]
Overall Length: 15.5" (39,4 cm)
Blade Neck Width: 33.6 mm
Blade Flared End Width: 39.3 mm



O'Reilly Dual Handle Direct Anterior Retractor

Designed for use over the anterior pelvic rim during acetabular exposure in direct anterior THA, the dual handle design allows for use in both right and left hips, as well as easy exchange of the instrument between assistants

Can be used in MIS/Direct Anterior, Total Hip Arthroplasty, Posterior/Anterolateral THA, and Hemiarthroplasty.

Designed by Michael P. O'Reilly, MD



PRODUCT NO:

3011
Overall Length: 13.25" (33,7 cm)
Blade Depth: 4.25" (10,8 cm)
Blade Width: 1" (2,5 cm)



O'Reilly Direct Access Anterior Broaching Retractor

Designed for use in obtaining improved proximal exposure for femoral canal preparation during minimally invasive direct anterior THA

- ▶ Lateral flange protects the muscle of tensor fascia lata and soft tissues during insertion and removal of femoral broaching instruments
- ▶ Narrow tip for deep placement posterior to the femoral neck, anterior to the greater trochanter
- ▶ Rotation of the retractor handle helps keep the instrument against the patient and out of the surgeon's line of sight

Designed by Michael P. O'Reilly, MD

PRODUCT NO'S:

4698-L [Left]
Overall Length: 9.5" (24,1 cm)
Blade Width: 57 mm

4698-R [Right]
Overall Length: 9.5" (24,1 cm)
Blade Width: 57 mm



Sinha Retractor for Acetabular Reaming

Designed to retract and protect the femur while preparing the acetabulum for reaming during antero-lateral approach total hip surgery

After the femur is prepared and the broach has been placed, the Sinha retractor is placed on the infero-lateral aspect of the acetabulum with the neck of the broach projecting through the large hole in the retractor blade. This serves to displace the femur posteriorly and to help protect the greater trochanter while acetabular reaming is conducted.

PRODUCT NO:

6174

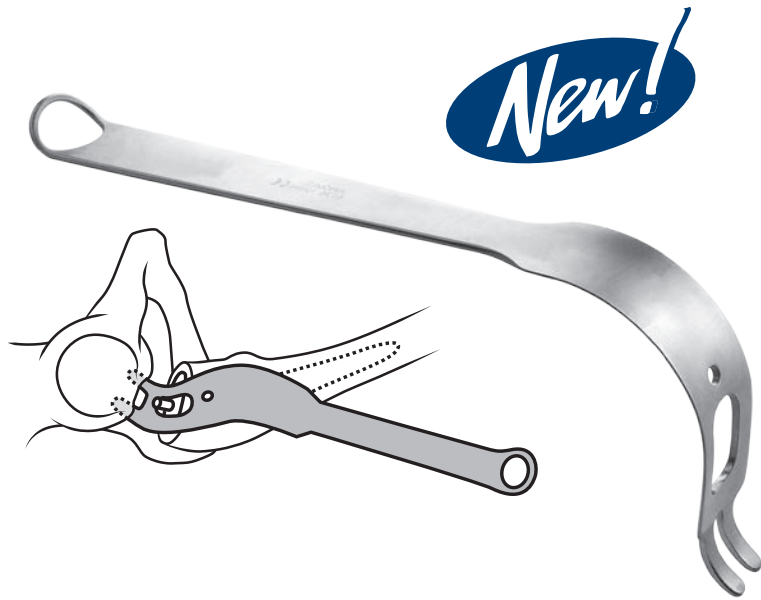
Overall Length: 12.5" (31,8 cm)

Blade Width: 32 mm

Hole: 18 mm W x 33 mm H



Design modification by Ajoy K. Sinha, MD



Wixson Anterior Suspension Hook System

Designed for use with a standard operating room table, helps to facilitate elevation of the proximal femur during direct anterior approach THR



Used for femoral preparation after the acetabular component has been implanted

The system consists of:

- 1) A **rotating clamp** that can be attached to the operating table side rails over the drapes.
- 2) A **vertical bar** that fits into the clamp and comes above the side of the table.
- 3) A **horizontal attachment** that fits over the vertical bar and can swing over the wound.
- 4) A threaded **tightening rod** that inserts through a slot in the arm of the horizontal attachment and can be used to bring up the proximal femur.
- 5) A large **offset femoral hook** that can be placed above the lesser trochanter and around the posterior femoral neck and trochanter base. The handle of the hook has a chain to attach to the threaded tightening rod coming through the horizontal arm.

PRODUCT NO'S:

6245-00 [Complete Unit]

Replacement Parts:

6245-01 [Tightening Rod]

6245-02 [Horizontal Attachment]

6245-03 [Vertical Bar]

6245-04 [T-handle Bolt]

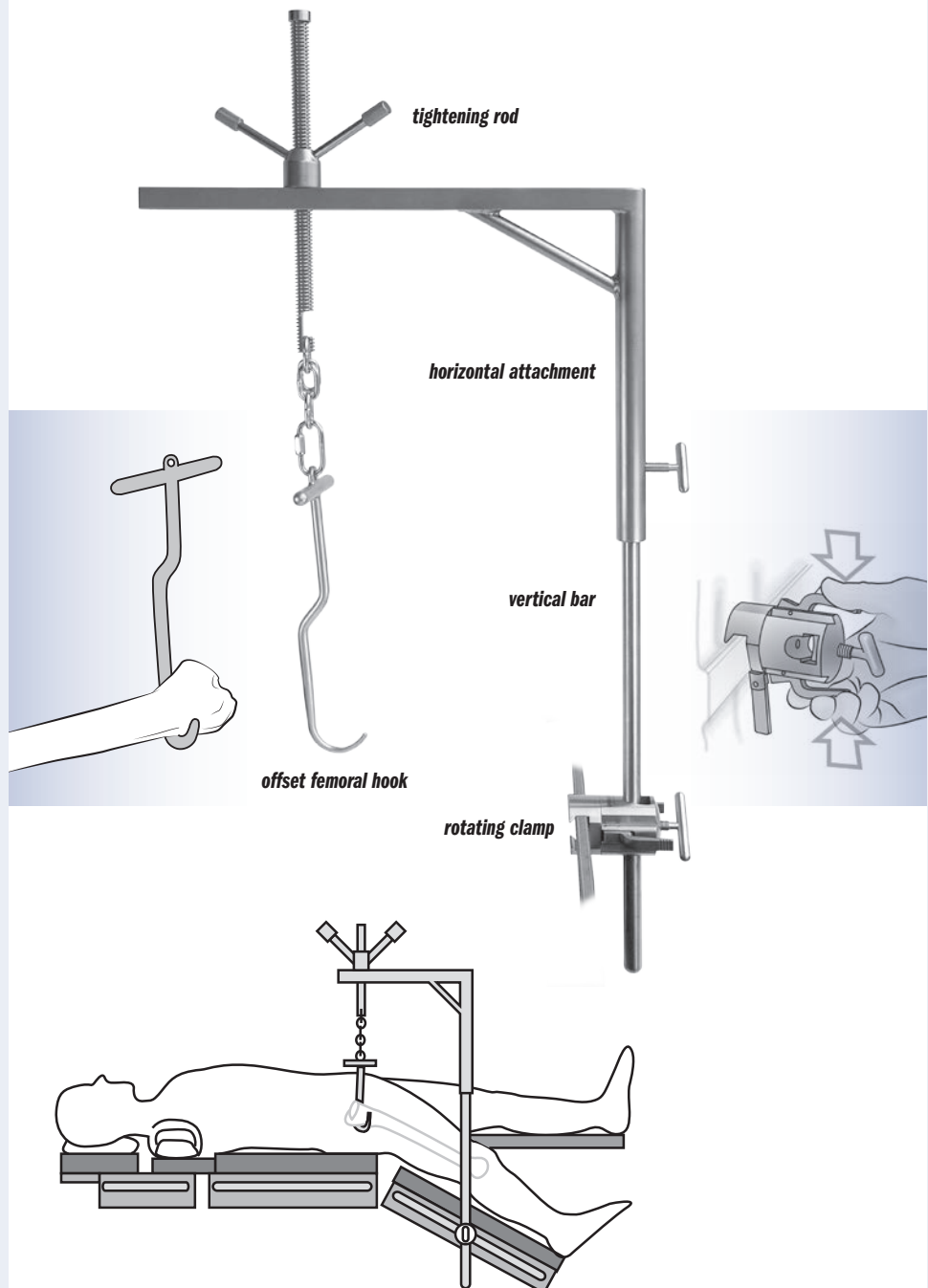
6245-05 [Offset Femoral Hook]

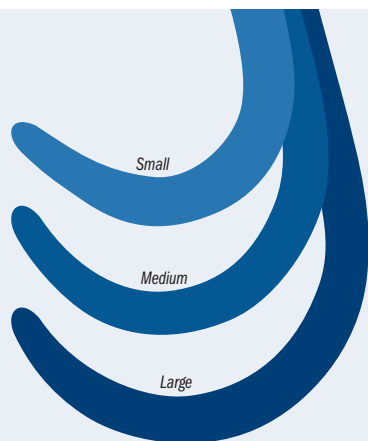
9125 [Rotating Table Clamp]

Complete unit includes:

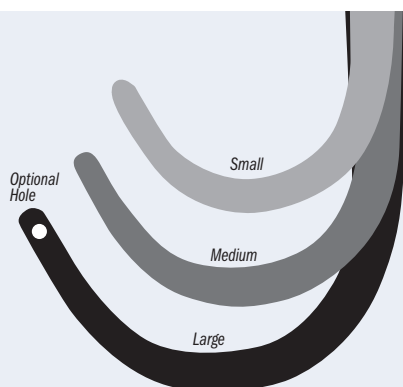
Tightening rod, horizontal attachment, vertical bar, T-handle bolt, offset femoral hook, and rotating table clamp

Designed by Richard L. Wixson, MD





Ends drawn at actual size



Ends drawn at actual size



Wertz Anterior THA Femoral Elevator

Helps deliver the femur out of the incision during anterior total hip arthroplasty

Inserted into the femoral canal for elevation, the knurled underside helps to reduce the chance of slippage.

PRODUCT NO:

6148

Overall Length: 12.625" (32,1 cm)
Blade Length: 3" (7,6 cm)

Designed by Michael P. Wertz, MD



Sarraf Coated Hip Dislocation Hook

Designed to aid in dislocating a femoral stem while helping to prevent damage to the trunion

- ▶ Coated end helps to prevent from marring component surfaces.
- ▶ Can also be used as a bone hook, and for femoral elevation.

PRODUCT NO:

5905

Overall Length: 12.5" (31,8 cm)

Designed by Khaled M. Sarraf, MD



Lombardi Bone Hooks

Designed by Adolph V. Lombardi, MD

PRODUCT NO'S:

5925 [Small]

Curve Diameter: 25 mm
Overall Length: 10" (25,4 cm)

5930 [Medium]

Curve Diameter: 35 mm
Overall Length: 10" (25,4 cm)

5935 [Large]

Curve Diameter: 55 mm
Overall Length: 10" (25,4 cm)



Bone Hooks

Designed for proximal femoral elevation in total hip replacement or in other surgery with a similar need for bone manipulation. The instrument has a blunt tip and a large handle to accommodate the use of two hands if desired.

PRODUCT NO'S:

5910 [Small]

Curve Diameter: 25 mm
Overall Length: 12.75" (32,4 cm)
Handle Length: 4.75" (12,1 cm)

5915 [Medium]

Curve Diameter: 35 mm
Overall Length: 12.75" (32,4 cm)
Handle Length: 4.75" (12,1 cm)

5920 [Large]

Curve Diameter: 50 mm
Overall Length: 12.75" (32,4 cm)
Handle Length: 4.75" (12,1 cm)

5920-01 [Large w/Cable/Wire Hole]

Designed by: R.L. Wixson, MD & J. McCarthy, MD
Cable/Wire Hole Diameter: 2 mm
Curve Diameter: 50 mm
Overall Length: 12.75" (32,4 cm)
Handle Length: 4.75" (12,1 cm)

Designed by
R.L. Wixson, MD



Kim Anterior Total Hip Awl

Designed to help avoid perforation of the femoral canal while helping to give an accurate assessment of canal orientation for trial broaching during anterior approach THA

PRODUCT NO:


8028

Overall Length: 12" (30,5 cm)

Blunt Reamer Length: 2" (5,1 cm)



Designed by William C. Kim, MD



New!

Rockowitz T-Handle Femoral Canal Finder Rasp

Designed to sound the femoral canal prior to stem broaching, especially useful to help start the broach path during the direct anterior approach

ORIGINAL DR. ROCKOWITZ DESIGN with Topside Rasp
Rasp on curve topside and sides, smooth on underside

PRODUCT NO:

4990

Overall Length: 9" (22,9 cm)

Curved Rasp Portion: 4" (10,2 cm)

Designed by Neal L. Rockowitz, MD



Modified T-Handle Femoral Canal Finder Rasp

MODIFIED DESIGN Underside Rasp
Rasp on curve underside and sides, smooth on topside

PRODUCT NO:

4989

Overall Length: 9" (22,9 cm)

Curved Rasp Portion: 4" (10,2 cm)



O'Reilly Femoral Head Extractor

Designed to help remove the femoral head—during THA, MIS Direct Anterior THA, and hip fracture surgery/hemiarthroplasty

The perpendicular osteotome blades help provide purchase in osteoporotic bone, while the central osteotome provides a visual estimate of the instrument's depth of penetration to avoid acetabular injury with use during hemiarthroplasty.

The handle helps obtain rotational torque needed to rotate and dislocate the femoral head in direct anterior hip arthroplasty.

PRODUCT NO'S:

3675 [Large]

Overall Length: 9.5" (24,1 cm)

Hammer Platform Diameter: 1.125" (2,9 cm)

Width at End: 1.1" (2,8 cm)

3674 [Small]

Overall Length: 9.5" (24,1 cm)

Hammer Platform Diameter: 1.125" (2,9 cm)

Width at End: .75" (1,9 cm)



New!

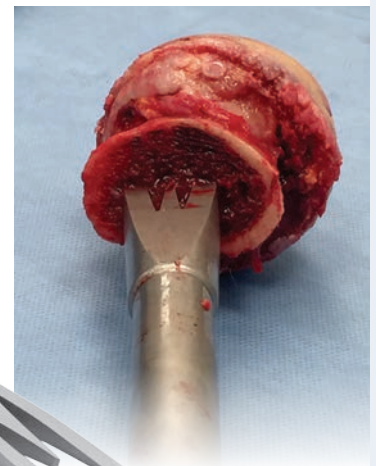
Designed by Michael P. O'Reilly, MD

Small version designed modification by Tarun Bhargava, MD




New!

SMALLER SIZE AVAILABLE



New!



1 Extra Deep Mueller-type Femoral Neck Elevator

2 Extra Deep Modified Hohmann

3 Extra Deep Long Narrow Blunt Hohmann

4 Extra Deep Modified Blunt Hohmann

5 Extra Deep Hohmann

6 Extra Deep Single Prong Soft Tissue

7 Extra Deep Single Prong Acetabular

8 Extra Deep Modified Wide Hohmann

9 Extra Deep Bent Hohmann

10 Extra Deep Large Cobra

Extra Deep Cobra Retractors

For use around the femur and acetabulum in larger patients

A full 2" (5 cm) longer in the wide cobra blade portion than our standard cobra retractor.

PRODUCT NO'S:

6133 [Standard Tip]
Overall Length: 12.75" (32,4 cm)
Handle Length: 6.75" (17 cm)
Blade Width at Widest: 33 mm

6134 [Cross-Hatched Tip]
Overall Length: 12.75" (32,4 cm)
Handle Length: 6.75" (17 cm)
Blade Width at Widest: 33 mm



Extra Deep Hip Retractors

For hip surgery with large patients, and when extra large instruments are desired for increased depth and leverage

All Extra Deep retractors are 2" (5 cm) longer than their standard version.



PRODUCT NO'S:

1	3418 [Extra Deep Mueller-type Femoral Neck Elevator] Overall Length: 15.25" (38,8 cm) Handle Length: 6.5" (16,5 cm) Blade Width at Widest: 25 mm
2	4535-01 [Extra Deep Modified Narrow Hohmann Retractor] Overall Length: 11.5" (29,2 cm) Blade Width: 16.4 mm
3	4540-01 [Extra Deep Long Narrow Blunt Hohmann Retractor] Overall Length: 13.25" (33,7 cm) Blade Width: 22 mm Blade Width at End: 16 mm
4	4550-01 [Extra Deep Modified Blunt Hohmann Retractor] Overall Length: 13.25" (33,7 cm) Blade Width at End: 11 mm
5	4558-01 [Extra Deep Hohmann Retractor] Overall Length: 11.5" (29,2 cm) Blade Width: 16.7 mm
6	6450-01 [Extra Deep Single Prong Soft Tissue Retractor] Overall Length: 13.75" (34,9 cm) Blade Width: 22.3 mm
7	6570-01 [Extra Deep Single Prong Acetabular Retractor] Overall Length: 13.75" (34,9 cm) Blade Width: 22.3 mm
8	6595-01 [Extra Deep Modified Wide Hohmann Retractor] Overall Length: 11.5" (29,2 cm) Blade Width: 42.5 mm
9	7115-03 [Extra Deep Bent Hohmann Retractor] Overall Length: 12.125" (30,8 cm) Handle Length: 9.75" (24,8 cm) Depth from Bend: 6.25" (15,9 cm) Blade Width: 19 mm
10	7630-03 [Extra Deep Large Cobra Retractor] Overall Length: 19" (48,2 cm) Handle Length: 14" (35,6 cm) Blade Width at Widest: 33 mm

Extra Deep Mueller-type Femoral Neck Elevator modified by Tom Eickmann, MD

Long Curved Hohmann Retractors–Narrow

PRODUCT NO'S:

6204 [Short Blade]
Overall Length: 16" (40,7 cm)
Handle Length: 13" (33 cm)
Blade Width: 22 mm

6205 [Long Blade]
Overall Length: 15,25" (38,8 cm)
Handle Length: 13" (33 cm)
Blade Width: 22 mm



Large Curved Hibbs-style without Teeth Soft Tissue Retractor

The large, curved end is very useful with large patients

The right angle end was designed without teeth for easier holding while retracting, but can also be used as a blunt end retractor.

PRODUCT NO:

7180-01

Overall Length: 8" (20,3 cm)
Blade Width: 32 mm
Blade Depth: 3.5" (8,9 cm)



Hibbs Retractors

Designed for soft tissue retraction by either the toothed end or curved handle end


Extra large used in large patients when more leverage and depth is needed.

PRODUCT NO'S:

6230 [Extra Large]
Overall Length: 14.25" (36,2 cm)
Handle Length: 13" (33 cm)
Blade Depth: 6.5" (16,5 cm)
Blade Width: 38 mm

6235 [Medium]
Overall Length: 10.75" (27,3 cm)
Handle Length: 9.75" (24,8 cm)
Blade Depth: 4.5" (11,4 cm)
Blade Width: 25 mm

6240 [Standard]
Overall Length: 8.75" (22,5 cm)
Handle Length: 8" (20,3 cm)
Blade Depth: 3" (7,6 cm)
Blade Width: 25 mm



McPherson Retractor Extender

Designed to extend a standard retractor

Fits most retractors, providing additional retraction leverage.

PRODUCT NO:

6022

Overall Length: 15.625" (39,7 cm)



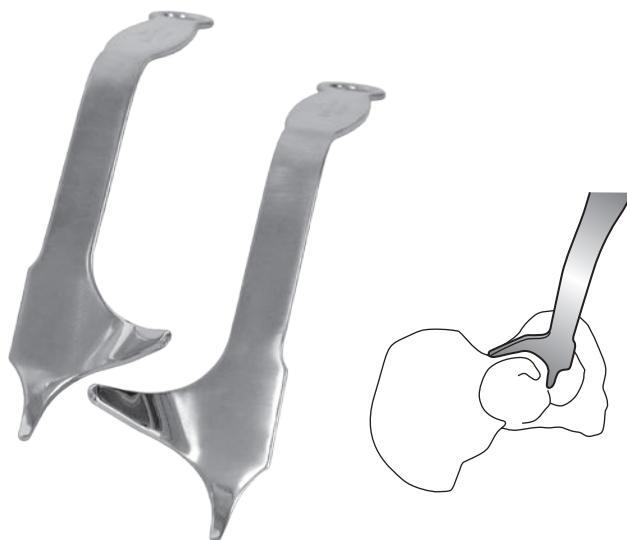
Designed by Ed McPherson, MD



1 2 Extra Leverage Femoral Neck Elevators




3 4 Infero-posterior Acetabular Capsule Retractors



5 Extra Leverage Proximal Femoral Elevator



6 7 8 Large Cobra Retractors



Extra Large Hip Retractors

For hip surgery with large patients, and when extra large instruments are desired for increased leverage and depth



PRODUCT NO'S:

1	7650 [Extra Leverage Femoral Neck Elevator – Standard] Overall Length: 18.25" (46,4 cm) Handle Length: 9.25" (23,5 cm) Blade Width: 38 mm
2	7650-02 [Extra Leverage Femoral Neck Elevator – Short Handle] Overall Length: 15.25" (38,8 cm) Handle Length: 6.25" (15,9 cm) Blade Width: 38 mm
3	7620-01 [Infero-posterior Acetabular Capsule Retractor – Right] Overall Length: 12" (30,5 cm) Handle-to-Bend Length: 6" (15,2 cm)
4	7620-02 [Infero-posterior Acetabular Capsule Retractor – Left] Overall Length: 12" (30,5 cm) Handle-to-Bend Length: 6" (15,2 cm)
5	7640 [Extra Leverage Proximal Femoral Elevator] Overall Length: 17.5" (44,5 cm) Handle Length: 13" (33 cm) Blade Width at Widest: 63 mm
6	7630-01 [Large Cobra Retractor – Standard] Overall Length: 17.5" (44,5 cm) Handle Length: 14" (35,6 cm)
7	7630-02 [Large Cobra Retractor – Wide] Overall Length: 17.5" (44,5 cm) Handle Length: 14" (35,6 cm)
8	7630-03 [Extra Deep Large Cobra Retractor] Overall Length: 19" (48,3 cm) Handle Length: 14" (35,6 cm) Blade Width at Widest: 33 mm

Designed by Wayne M. Goldstein, MD



Inferior Acetabular Retractors

Help provide better access to the intramedullary canal

PRODUCT NO'S:	
6250 [Standard]	Overall Length: 12" (30,5 cm) Handle Length: 8" (20,3 cm) Blade Height Above Prongs: 3" (7,6 cm) Blade Width: 51 mm Prong Width: 5.1 mm 9.7 mm Gap 5.1 mm
6250-02 [Deep Standard]	Overall Length: 12.5" (31,8 cm) Handle Length: 8" (20,3 cm) Blade Height Above Prongs: 4" (10,2 cm) Blade Width: 51 mm Prong Width: 5.1 mm 9.7 mm Gap 5.1 mm
6255 [Narrow]	Overall Length: 12" (30,5 cm) Handle Length: 8" (20,3 cm) Blade Height Above Prongs: 3.25" (8,3 cm) Blade Width: 32 mm Prong Width: 5.1 mm 9.7 mm Gap 5.1 mm
6255-L [Lighted Narrow]	Overall Length: 12" (30,5 cm) Handle Length: 8" (20,3 cm) Blade Height Above Prongs: 3.25" (8,3 cm) Blade Width: 32 mm Prong Width: 5.1 mm 9.7 mm 5.1 mm

Lighted retractor attaches to a fiber optic light cable with ACMI (female) connector and can be steam sterilized.



MIS Hip Retractors

PRODUCT NO'S:	
6260 [Standard]	Overall Length: 12" (30,5 cm) Handle Length: 9" (22,9 cm) Depth from Bend: 6" (15,2 cm) Blade Width: 20 mm
6265 [Extra Long]	Overall Length: 15" (38,1 cm) Handle Length: 11" (27,9 cm) Depth from Bend: 8" (20,3 cm) Blade Width: 20 mm

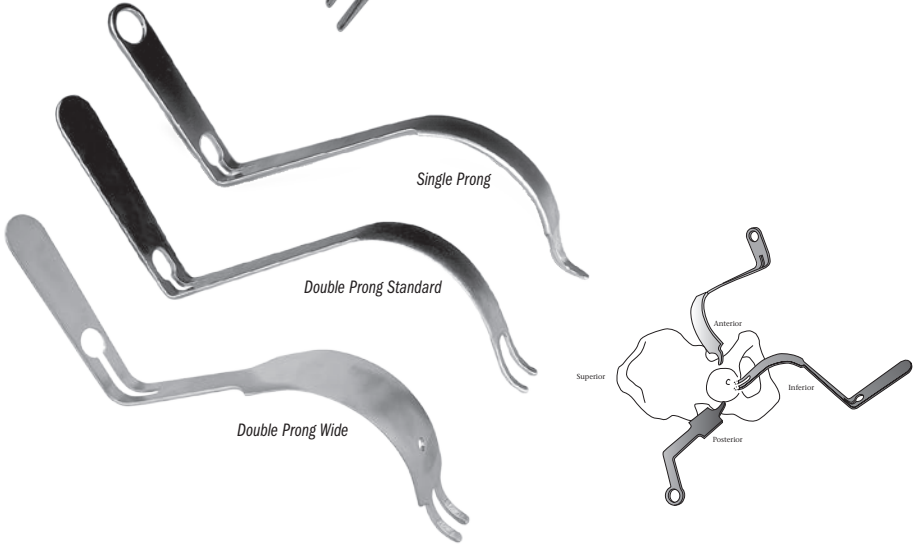


APC Hip Retractor Series

Used to help provide wide exposure of the acetabulum

PRODUCT NO'S:	
6420 [Single Prong]	Overall Length: 14" (35,6 cm) Blade Width: 22 mm
6430 [Double Prong Standard]	Overall Length: 14" (35,6 cm) Blade Width: 24 mm
6440 [Double Prong Wide]	Overall Length: 14" (35,6 cm) Blade Width: 44 mm

Designed by APC, Inc.





Modified Double Prong Acetabular Retractor with Center Prongs

Retracts the femur anteriorly during total hip arthroplasty

Designed to retract the femur anteriorly during total hip arthroplasty. It is hooked over the anterior pelvic brim. Weights can be added to assist in exposure and to help hold the retractor in place.

PRODUCT NO'S:	
6170 [Standard]	Blade Width: 44 mm Overall Length: 12.5" (31,8 cm)
6175 [Narrow]	Blade Width: 32 mm Overall Length: 12.5" (31,8 cm)





Dorr Curved Hohmann Acetabular Retractor


Placed over the top of the piriformis, helps retract the gluteus medius.

Dorr Narrow Bent Acetabular Retractors

Retracts the gluteus maximus off the trochanter and exposes the back of the greater trochanter. The long version is used with larger patients.

Dorr Bent Hohmann Acetabular Retractor

Placed between the capsule and outer external oblique muscle to protect medial circumflex vessels. The tip engages the condyloid notch bone (teardrop). Helps retract soft tissues during acetabular exposure.



Dorr Curved Blade Bent Hohmann Retractors

Used for both femoral and acetabular exposure. For femoral exposure, the retractor is placed underneath and around the femoral neck to lift and open up the femoral head before cutting it off. The retractor is then moved to the posterior superior corner of the acetabulum where the sharp tip can be tapped into the bone—this is also the position used during acetabular exposure.

Upward Double Bent Hohmann Retractor

Tapped into the ilium to help retract the femur for acetabular exposure.



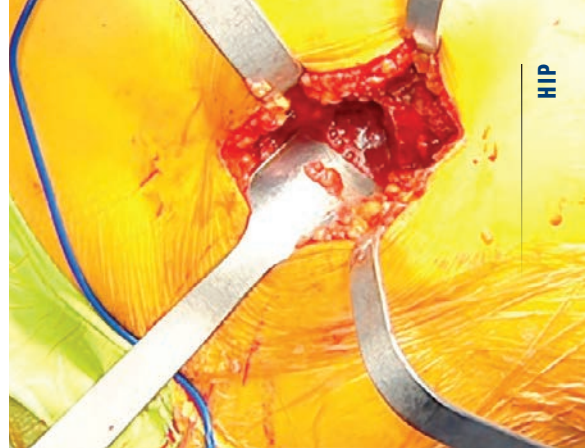
Dorr Posterior Capsule and Sciatic Nerve Protection Retractors

Sits on the outer rim of the posterior inferior ilium to retract the posterior capsule for acetabular exposure and help to protect the sciatic nerve.



Dorr Femoral Neck Elevators

Placed under the proximal femur to help expose the femoral head. The wide version is useful with large patients, while the narrow is useful when broaching or when the implant is in place.



Dorr Hip Instruments

Designed by Lawrence D. Dorr, MD



PRODUCT NO'S:

D6105 [Curved Hohmann Acetabular]

Overall Length: 14" (35,6 cm)
Depth from Handle: 4.5" (11,4 cm)
Blade Width: 18.5 mm

D6108 [Narrow Bent Acetabular—Long]

Overall Length: 14.75" (37,5 cm)
Depth from Handle: 6" (15,2 cm)
Blade Width: 12.6 mm

D6110 [Narrow Bent Acetabular]

Overall Length: 15" (38,1 cm)
Depth from Handle: 4.75" (12,1 cm)
Blade Width at Widest: 12 mm

D6112 [Bent Hohmann Acetabular]

Overall Length: 14.5" (36,9 cm)
Depth from Handle: 6" (15,2 cm)
Blade Width: 21 mm

PRODUCT NO'S:

D6106 [Curved Blade Bent Hohmann]

Overall Length: 13.5" (34,3 cm)
Depth from Handle: 4.5" (11,4 cm)
Blade Width: 40 mm

D6107 [Curved Blade Double Bent Hohmann]

Overall Length: 8.5" (21,6 cm)
Depth from Handle: 5" (12,7 cm)
Blade Width: 2.5 mm

D6114 [Upward Double Bent Hohmann]

Overall Length: 14" (35,6 cm)
Depth from Flat Part of Handle: 5.5" (14 cm)
Blade Width: 20.5 mm

PRODUCT NO'S:

D6109-L [Posterior Capsular Retractor—Left]

Overall Length: 14" (35,6 cm)
Depth from Handle: 6" (15,2 cm)
Blade Width at Widest: 44 mm

D6109-R [Posterior Capsular Retractor—Right]

Overall Length: 14" (35,6 cm)
Depth from Handle: 6" (15,2 cm)
Blade Width at Widest: 44 mm

D6115-L [DEEP Posterior Capsular Retractor—Left]

Overall Length: 14.75" (37,5 cm)
Depth from Handle: 7.25" (18,4 cm)
Blade Width at Widest: 48 mm

D6115-R [DEEP Posterior Capsular Retractor—Right]

Overall Length: 14.75" (37,5 cm)
Depth from Handle: 7.25" (18,4 cm)
Blade Width at Widest: 48 mm

PRODUCT NO'S:

D6111 [Wide Femoral Neck Elevator]

Overall Length: 15" (38,1 cm)
Depth from Handle: 2" (5,1 cm)
Blade Width at Widest: 45 mm

D6113 [Narrow Femoral Neck Elevator]

Overall Length: 13.75" (34,9 cm)
Depth from Handle: 2.25" (5,7 cm)
Blade Width: 25 mm

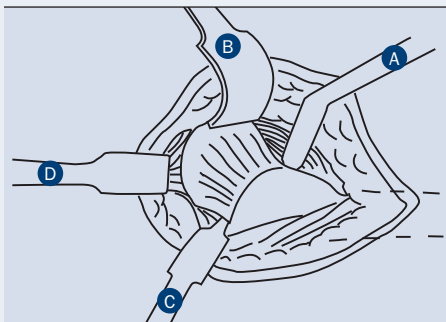
New!

New!

New!

Retractors for Hip Surgery

For general use in hip surgery and minimally invasive hip surgery



PRODUCT NO.'S:

6210 [Single Prong Double Bent Hohmann Acetabular Retractor 2.5" Blade]

Overall Length: 10.5" (26.7 cm)
Blade + Tip Length: 2.5" (6.4 cm)
Blade Width: 15 mm

6212 [Single Prong Double Bent Hohmann Acetabular Retractor 3.5" Blade]

Overall Length: 11.25" (28.6 cm)
Blade + Tip Length: 3.5" (8.9 cm)
Blade Width: 15 mm

6210-02 [Single Prong Double Bent Hohmann Acetabular Retractor - Long 3" Blade]

Overall Length: 12.5" (31.8 cm)
Blade + Tip Length: 3" (7.6 cm)
Blade Width: 15 mm

6210-02L [Lighted Single Prong Std. Blade]

Overall Length: 12.5" (31.8 cm)
Blade + Tip Length: 3" (7.6 cm)
Blade Width: 15 mm

6211 [Single Prong Standard Blade Long with Extra Grip Tip]

Overall Length: 12.5" (31.8 cm)
Blade + Tip Length: 3" (7.6 cm)
Blade Width: 15 mm

6213 [Single Prong Double Bent Hohmann Acetabular Retractor - Long 5" Blade]

Overall Length: 15" (38.1 cm)
Blade + Tip Length: 5" (12.7 cm)
Blade Width: 15 mm

6220 [Double Prong Double Bent Hohmann Acetabular Retractor - Long]

Overall Length: 12.5" (31.8 cm)
Blade + Tip Length: 3" (7.6 cm)
Blade Width: 15 mm

6210-04 [Single Prong Double Bent Hohmann Acetabular Retractor - X Long 3" Blade]

Overall Length: 16.25" (41.3 cm)
Blade + Tip Length: 3" (7.6 cm)
Blade Width: 15 mm

6214 [Single Prong Double Bent Hohmann Acetabular Retractor - X Long 5" Blade]

Overall Length: 18" (45.7 cm)
Blade + Tip Length: 5" (12.7 cm)
Blade Width: 15 mm

6320 [Single Prong Broad Acetabular Retr.]

Overall Length: 12" (30.5 cm)
Blade Width: 40 mm

6160 [Double Prong Broad Acetabular Retr.]

Overall Length: 12.5" (31.8 cm)
Blade Width: 40 mm

6450 [Single Prong Soft Tissue Retractor]

Overall Length: 12.125" (30.8 cm)
Blade Width: 22.3 mm

6450-01 [Extra Deep Single Prong Soft Tissue Retractor]

Overall Length: 13.75" (34.9 cm)
Blade Width: 22.3 mm

6450-02 [Single Prong Soft Tissue Retractor with Straight Tip]

Overall Length: 12.125" (30.8 cm)
Blade Width: 22.3 mm


6570 [Single Prong Acetabular Retractor]

Overall Length: 12.125" (30.8 cm)
Blade Width: 22.3 mm

6570-01 [Extra Deep Single Prong Acetabular Retractor]

Overall Length: 13.75" (34.9 cm)
Blade Width: 22.3 mm


Lighted retractor attaches to a fiber optic light cable with ACMI (female) connector and can be steam sterilized.



A Single Prong Double Bent Hohmann Acetabular Retractor



A Single & Double Prong Double Bent Hohmann Acetabular Retractor - Long



A Single Prong Double Bent Hohmann Acetabular Retractor - Extra Long




B Single Prong Broad Acetabular Retractor



C Double Prong Broad Acetabular Retractor



C Single Prong Soft Tissue Retractors

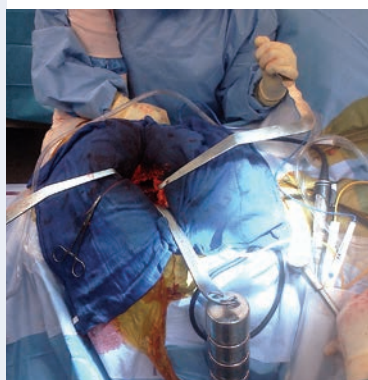


D Single Prong Acetabular Retractors

Single Prong Double Bent Hohmann
Acetabular Retractor – Long
with Extra Grip Tip

Bent Hohmann Retractor–
Narrow with Extra Grip Tip

Extra Grip Tip
*Helps to stabilize the
retractor around the bone*



New!



Retractors with Extra Grip Tip

Helps to stabilize the retractor around the bone

PRODUCT NO'S:

6211 [Single Prong Acetabular]
Overall Length: 12.5" (31,8 cm)
Blade + Tip Length: 3" (76 mm)
Blade Width: 15 mm

7111 [Bent Hohmann Narrow]
Overall Length: 9.75" (23,8 cm)
Handle Length: 7" (17,8 cm)
Blade Width: 19 mm
Depth from Bend: 4.25" (10,8 cm)



Extra Grip Tip design modification by Alfred A. Durham, MD

Offset Handle Hip Retractor

*The 90° offset handle helps move the
assistant's hand out of the way, allowing
better access to the surgical site*

During posterior THR, the instrument allows for one assistant to hold the leg while retracting the abductors, thereby maximizing both a clearer view and better physical access to the surgical site.

PRODUCT NO'S:

Designed by Gina Bart, PAC

6207-L [Left]
Overall Length: 13" (33 cm)
Handle Offset: 8" (20,3 cm)
Blade Width: 15 mm

6207-R [Right]
Overall Length: 13" (33 cm)
Handle Offset: 8" (20,3 cm)
Blade Width: 15 mm



Taylor Retractors

PRODUCT NO'S:

6330-01 [Small]
Overall Length: 8" (20,3 cm)
Depth from Bend: 4" (10,2 cm)
Blade Width: 32 mm

6330-02 [Deep]
Overall Length: 9" (23 cm)
Depth from Bend: 5.5" (14 cm)
Blade Width: 32 mm

6330-03 [Deep with Pin Guides]
Overall Length: 9" (23 cm)
Depth from Bend: 5.5" (14 cm)
Blade Width: 32 mm
Guide for Pins Up To: .15" (3,5 mm)



Double Prong Soft Tissue Retractor

*Designed to help retract myofascial sleeves
about the hip during hip surgery and other soft
tissue retraction*

PRODUCT NO:

Designed by
Adolph V. Lombardi Jr., MD

3233
Overall Length: 8.875" (22,5 cm)
Prong Separation: 1" (2,54 cm)
Prong Depth: 1.125" (2,9 cm)



Minimal Incision Total Hip Retractors


Designed for Minimal Incision Total Hip Surgery using the standard posterior lateral approach

Used in conjunction with a frame and blade system (SEE PAGE 18).

PRODUCT NO'S:	
1	7110 [Bent Hohmann Retractor for Gluteus Medius – Standard] Overall Length: 9.75" (24,8 cm) Blade Width: 19 mm Depth from Bend: 4.25" (10,8 cm)
2	7110-01 [Bent Hohmann Retractor for Gluteus Medius – Extra Long Handle] Overall Length: 11.5" (29,2 cm) Blade Width: 19 mm Depth from Bend: 4.25" (10,8 cm)
3	7120 [Blunt Right Angle Posterior Capsular Retractor] Overall Length: 8" (20,3 cm) Blade Width: 32 mm Blade Depth: 3.25" (8,9 cm)
4	7130 [Cobra Retractor with Hand Rest] Overall Length: 10.25" (26 cm) Blade Width at Widest: 32 mm
5	7140 [Superior Capsular Retractor] Overall Length: 9.375" (23,8 cm) Blade Width at Widest: 19 mm
6	7150 [90° Soft Tissue Retractor] Overall Length: 8" (20,3 cm) Blade Width: 25 mm Blade Depth: 3.25" (8,3 cm)
7	7180 [Right Angle Posterior Capsular Retractor] Overall Length: 8" (20,3 cm) Blade Width: 32 mm Blade Depth: 3.5" (8,9 cm)
8	7180-01 [Right Angle Posterior Capsular Retractor without Teeth] Overall Length: 8" (20,3 cm) Blade Width: 32 mm Blade Depth: 3.5" (8,9 cm)*

Designed By Wayne M. Goldstein, MD

Surgical technique available on our website.



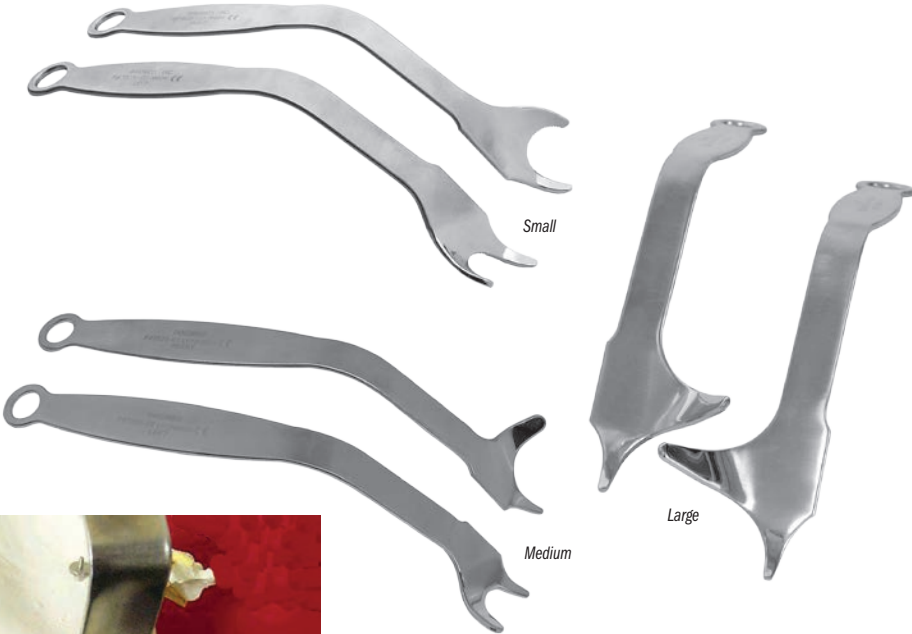
Posterior-Inferior Retractors

Designed for Total Hip Surgery

The posterior-inferior retractor is placed with the point at 6 o'clock and the retractor's axilla resting on the ischium. The remaining blade of this retractor is used to retract the remaining capsule from the posterior lip of the acetabulum.

PRODUCT NO'S:	
7625-01	[Small Right] Overall Length: 10.75" (27,3 cm) Handle-to-Bend Length: 5.5" (14 cm)
7625-02	[Small Left] Overall Length: 10.75" (27,3 cm) Handle-to-Bend Length: 5.5" (14 cm)
7925-01	[Medium Right] Overall Length: 11" (27,9 cm) Handle-to-Bend Length: 7" (17,8 cm)
7925-02	[Medium Left] Overall Length: 11" (27,9 cm) Handle-to-Bend Length: 7" (17,8 cm)
7620-01	[Large Right] Overall Length: 12" (30,5 cm) Handle-to-Bend Length: 6" (15,2 cm)
7620-02	[Large Left] Overall Length: 12" (30,5 cm) Handle-to-Bend Length: 6" (15,2 cm)

Designed by Wayne M. Goldstein, MD



Minimally Invasive Hip Surgery Retractors

Designed to be used in various minimally invasive hip exposures



PRODUCT NO'S:

1	S3023 [MIH Hip Retractor] Overall Length: 13" (33 cm) Blade Width: 25 mm
2	S3024 [MIH Hip Retractor-blunt tip] Overall Length: 14.5" (36,9 cm) Blade Width: 25 mm
3	S3025 [MIH Offset Retractor] Overall Length: 14" (35,6 cm) Blade Width: 32 mm
4	S3026 [MIH Long Hohmann Retractor] Overall Length: 14.75" (37,5 cm) Blade Width: 40 mm
5	S3027 [MIH Long Hohmann Retractor] -curved, short blade Overall Length: 12.25" (31,1 cm) Blade Width: 34 mm
6	S3028 [MIH Long Hohmann Retractor] -curved, long blade Overall Length: 14" (35,6 cm) Blade Width: 39 mm
7	S3029 [MIH Long Hohmann Retractor-narrow] Overall Length: 14.75" (37,5 cm) Blade Width: 22 mm
8	S3030 [MIH Small Hohmann Retractor] Overall Length: 11.5" (29,2 cm) Blade Width: 19 mm
9	S3031 [MIH Femoral Elevator] Overall Length: 14" (35,6 cm) Blade Width: 40 mm

Modular Weights

Used to help hold retractors in place



PRODUCT NO'S:

3430-01	1.5 lbs. (.68 kg)
3430-02	2.0 lbs. (.91 kg)
3430-03	2.5 lbs. (1.13 kg) with attaching hook



Moran Posterior-Inferior Retractor

Designed to achieve a stable position on the pelvis and expose the posterior-inferior aspect of the acetabulum

The short sharp tip is placed into the ischial sulcus behind the posterior acetabular rim. The long dull tip comes to rest behind the teardrop, while the retractor handle projects in a posterior-inferior direction.

Designed by Michael C. Moran, MD

PRODUCT NO'S:

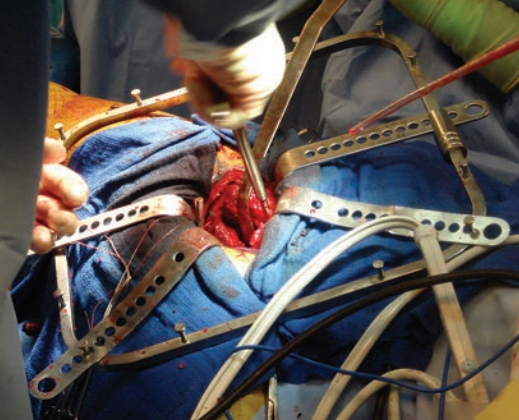
6415-L [Left]	Overall Length: 12.5" (31,8 cm)
6415-R [Right]	Overall Length: 12.5" (31,8 cm)



Self-Retaining Hip Surgery Retractor System

Designed by S. David Stulberg, MD

Helps to free assisting personnel while providing excellent exposure during hip arthroplasty and hip fracture surgery



Square Frame

PRODUCT NO:

7450-01D
12.75" x 11.25" (32,4 cm x 28,6 cm)

Standard Frame

PRODUCT NO'S:

7450-01A [Standard]
12.75" x 9.5" (32,4 cm x 24,1 cm)
7450-01B [Medium]
9.75" x 9.5" (32,4 cm x 24,1 cm)

Double Locking Standard Frame

Designed with a second sliding blade lock for enhanced stability, especially in obese patients

Allows both locked blades to be fully adjustable, yet with the ability to be securely fixed, diminishing the chance for shifting, and allowing for more secure self-retaining exposure.

PRODUCT NO'S:

7430 [Standard]
12.75" x 9.5" (32,4 cm x 24,1 cm)

Designed by Matthew P. Lorei, MD

Charnley-Type Frame

Can be used with any blade

PRODUCT NO'S:

7445 [Standard] 12" x 9.5" (30,5 cm x 24,1 cm)
7445-01B [Narrow] 10" x 9.5" (25,4 cm x 24,1 cm)

Charnley-type frames come standard with 1 each:

7445-02 Rounded 2" (5,1 cm) Charnley Blade
7450-02 2" (5,1 cm) Standard Blade
7455-02 2" (5,1 cm) Charnley Blade

Frames also sold individually:

7445-01 [Standard]
7445-01B-01 [Narrow]

Modified Frame with Single Stud and Two Mobile Body Assemblies

Position retractors exactly where you want them!



Moveable-peg system allows for precise intraoperative retractor positioning adjustments. Works with any existing frame system.

PRODUCT NO'S:


7446-01
Frame Dimensions:
12" x 9.5" (30,5 cm x 24,1 cm)

Optional Extra Parts:

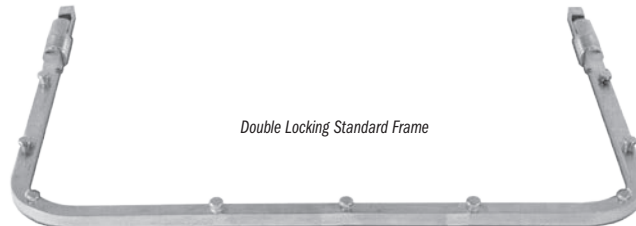
7447 [One Body Assembly]



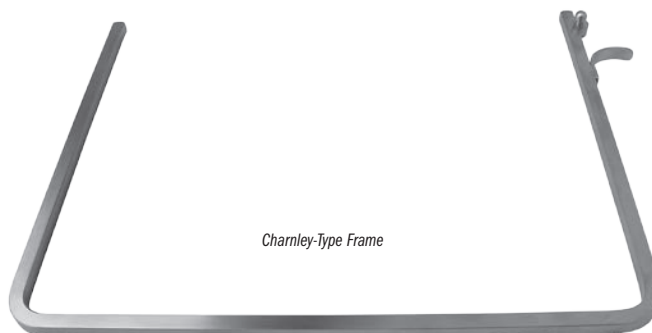
Square Frame




Standard Frame




Double Locking Standard Frame



Charnley-Type Frame




Modified Frame with Single Stud and Two Mobile Body Assemblies



Standard Blades

PRODUCT NO'S:	
Handle Length: 6" (15,2 cm)	
7450-02	2" (5,1 cm) blade depth
7450-03	3" (7,6 cm) blade depth
7450-04	4" (10,2 cm) blade depth
7450-05	5" (12,7 cm) blade depth
7450-06	6" (15,2 cm) blade depth



Standard Blades with T-Handle

T-bar handles help prevent the hand from slipping

PRODUCT NO'S:	
7450-02T	2" (5,1 cm) blade depth
7450-03T	3" (7,6 cm) blade depth
7450-04T	4" (10,2 cm) blade depth
7450-05T	5" (12,7 cm) blade depth
7450-06T	6" (15,2 cm) blade depth



Long Standard Blades

PRODUCT NO'S:	
Handle Length: 8" (20,3 cm)	
7451-02	2" (5,1 cm) blade depth
7451-03	3" (7,6 cm) blade depth
7451-04	4" (10,2 cm) blade depth
7451-05	5" (12,7 cm) blade depth
7451-06	6" (15,2 cm) blade depth



Wide Standard Blades

PRODUCT NO'S:	
Blade Width: 2" (5,1 cm)	
7450-W-02	2" (5,1 cm) blade depth
7450-W-03	3" (7,6 cm) blade depth
7450-W-04	4" (10,2 cm) blade depth
7450-W-05	5" (12,7 cm) blade depth
7450-W-06	6" (15,2 cm) blade depth



Extra Large Standard Blades

Designed by Andrew D. Bunta, MD

Help retract soft tissue in larger patients

PRODUCT NO'S:	
7470-02	2" (5,1 cm) blade depth
7470-03	3" (7,6 cm) blade depth
7470-04	4" (10,2 cm) blade depth



3-Prong Rake Blade

PRODUCT NO:	
7450-10A	1" (2,5 cm) blade depth




5-Prong Rake Blade

PRODUCT NO:	
7450-10B	1" (2,5 cm) blade depth



OrthoLucent™ Standard Blades

PRODUCT NO'S:	
Handle Length: 6" (15,2 cm)	
7450-02R	2" (5,1 cm) blade depth
7450-03R	3" (7,6 cm) blade depth
7450-04R	4" (10,2 cm) blade depth




Toy Anterior Modified Hibbs Blades

Designed by Patrick Toy, MD

Designed to separate/protect the medial (rectus femoris) and lateral (tensor fascia lata) soft tissues without an assistant holding an additional instrument when used in conjunction with a self-retaining frame system. The modifications of the blade help maintain its position while helping to minimizing risk to neurovascular structures.

PRODUCT NO'S:	
7453	[Standard] 3.875" (9,8 cm) blade depth
7454	[Shallow] 2.75" (7 cm) blade depth



Extra Wide Blades

Designed by Andrew D. Bunta, MD

PRODUCT NO'S:	
Blade Width: 2.75" (7 cm)	
7460-01	2.5" (5,1 cm) blade depth
7460-02	3.25" (8,3 cm) blade depth



Soft Tissue Blades

PRODUCT NO'S:	
7450-09A	[Standard] 2" (5,1 cm) blade depth
7450-09B	[Deep] 2.5" (6,4 cm) blade depth



Hohmann Style Blades

PRODUCT NO'S:	
7450-08A	[Standard] 4" (10,2 cm) blade depth
7450-08B	[Deep] 6" (15,2 cm) blade depth



Bennett Style Blade

PRODUCT NO'S:	
7450-07A	[Standard] 4" (10,2 cm) blade depth

Retractor Blades for Charnley-type Frame



PRODUCT NO'S:	
7445-02	Rounded 2" (5,1 cm) blade depth
7445-03	Rounded 2.5" (6,4 cm) blade depth
7445-04	Rounded 3.5" (8,9 cm) blade depth
7455-02	2" (5,1 cm) blade depth
7455-03	3" (7,6 cm) blade depth
7455-04	4" (10,2 cm) blade depth
7455-06	6" (15,2 cm) blade depth



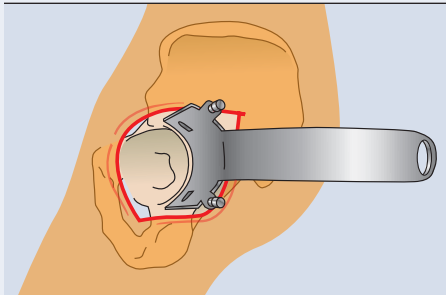
Wedges for Frames

Help stabilize retractor blades

PRODUCT NO'S:	
7450-89	[Thin Wedge]
Overall Length: 1.75" (4,4 cm)	
Wedge Thickness: 4 mm	
7450-99	[Thick Wedge]
Overall Length: 1.75" (4,4 cm)	
Wedge Thickness: 8 mm	



Sorrells Posterior Acetabular Retractor



PRODUCT NO'S:

7320-22A [With Teeth]

Overall Length: 7" (17,8 cm)

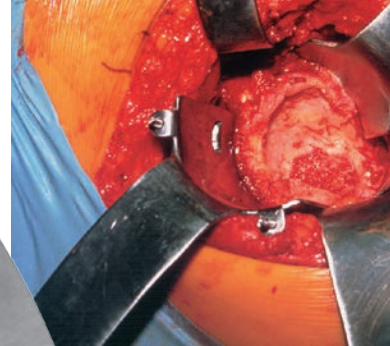
Blade Width: 45 mm

7320-22B [Without Teeth]

Overall Length: 7" (17,8 cm)

Blade Width: 45 mm

Designed by R. Barry Sorrells, MD



Double Bent Extended Deep Tissue Retractor

Designed to help maximize exposure with 90° arms and deep tissue blades

PRODUCT NO:

1859

Overall Length: 8" (20,3 cm)

Handle-to-Bend Length: 6" (15,2 cm)

Drop Depth: 3" (7,6 cm)

Prongs: 1.375" Deep x 1.375" Wide (3,5 cm x 3,5 cm)



Charnley/Sorrells Low-Profile Hip Arthroplasty Retractor System

Conforms to the thigh, providing low-profile self-retaining exposure of the femur and acetabulum in Total Hip Arthroplasty

PRODUCT NO'S:

7318-00 [Complete System]

7318-01 [Low-Profile Frame]

Length: 14.5" (36,9 cm)

Maximum Width: 12" (30,5 cm)

7318-02 [Small Narrow Blade]

Blade Width: 1.25" (3,2 cm)

Blade Depth: 1.25" (3,2 cm)

Overall Length: 8.5" (21,6 cm)

7318-03 [Small Wide Blade]

Blade Width: 2" (5,1 cm)

Blade Depth: 1.25" (3,2 cm)

Overall Length: 8.5" (21,6 cm)

7318-04 [Medium Narrow Blade]

Blade Width: 1.25" (3,2 cm)

Blade Depth: 2.25" (5,7 cm)

Overall Length: 8.5" (21,6 cm)

7318-05 [Medium Wide Blade]

Blade Width: 2" (5,1 cm)

Blade Depth: 2.25" (5,7 cm)

Overall Length: 8.5" (21,6 cm)

7318-06 [Medium Malleable Blade]

Blade Width: 1.25" (3,2 cm)

Blade Depth: 2.25" (5,7 cm)

Overall Length: 8.5" (21,6 cm)

7318-07 [Large Narrow Blade]

Blade Width: 1.25" (3,2 cm)

Blade Depth: 3.25" (8,3 cm)

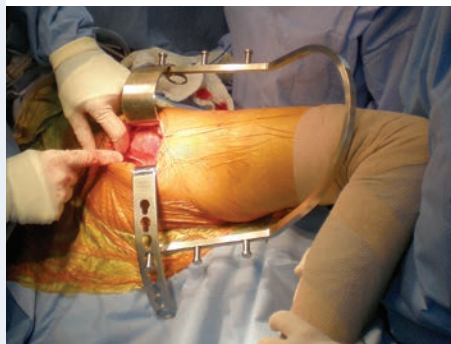
Overall Length: 8.5" (21,6 cm)

7318-08 [Large Wide Blade]

Blade Width: 2" (5,1 cm)

Blade Depth: 3.25" (8,3 cm)

Overall Length: 8.5" (21,6 cm)

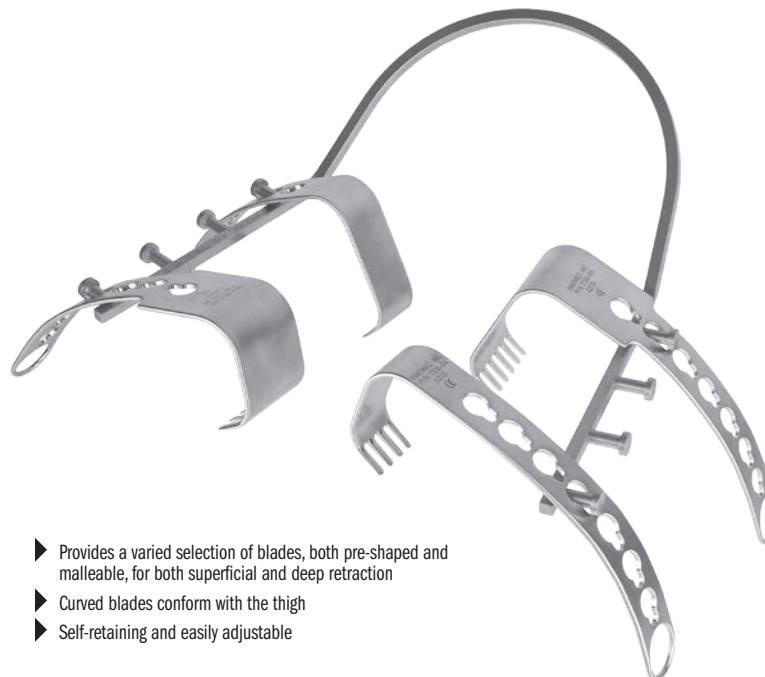


Complete Set



SYSTEM INCLUDES:

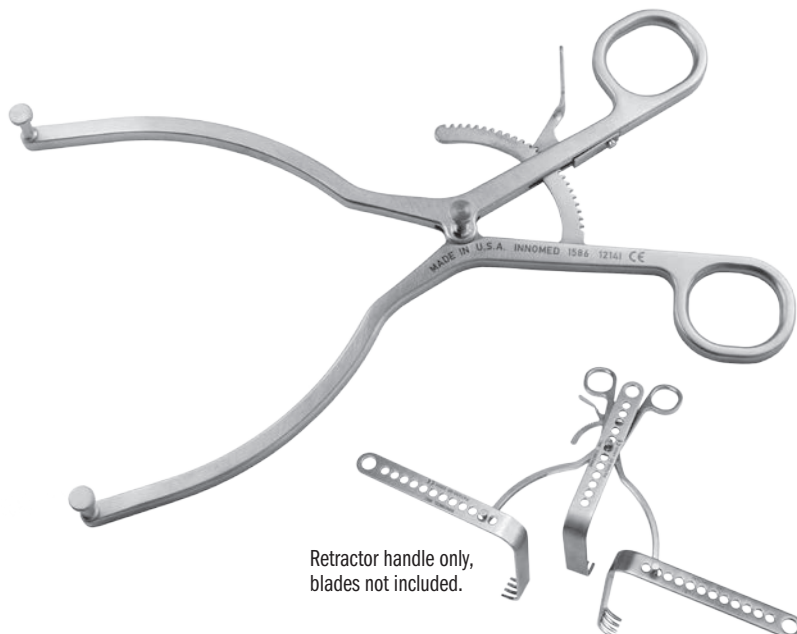
- (1) Low-Profile Frame
- (2) Small Retractors – (1) Narrow, (1) Wide
- (3) Medium Retractors – (1) Narrow, (1) Wide, (1) Malleable Narrow
- (2) Large Retractors – (1) Narrow, (1) Wide



- Provides a varied selection of blades, both pre-shaped and malleable, for both superficial and deep retraction
- Curved blades conform with the thigh
- Self-retaining and easily adjustable

Designed by R. Barry Sorrells, MD





Retractor handle only,
blades not included.

Self-Retaining Tension Retractor

The expandable design allows for a wide variety of Charnley-style blades to be used for exposure in total joint and trauma procedures



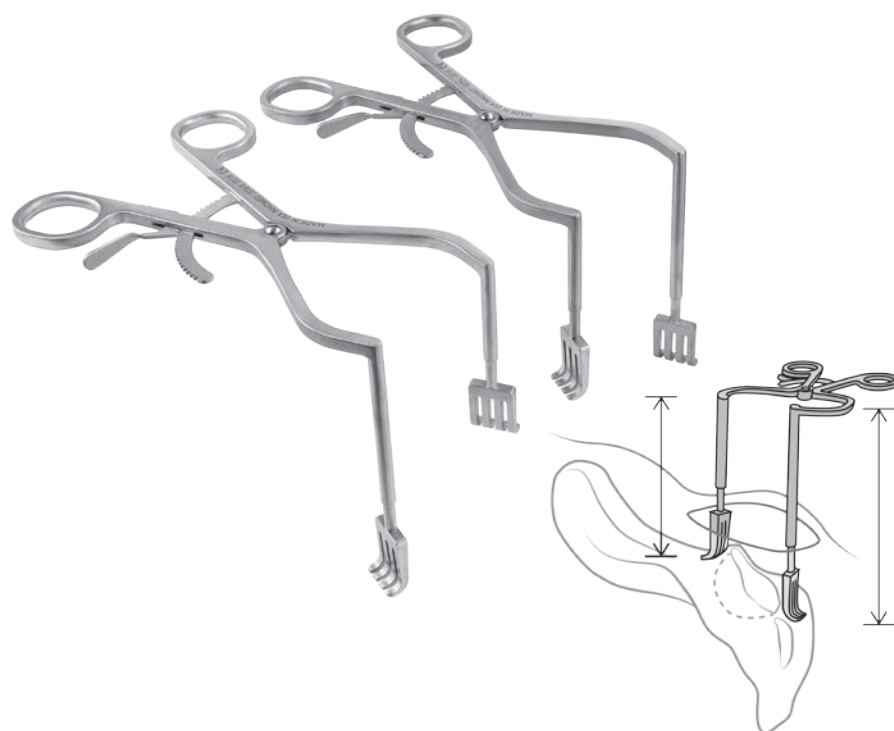
Retractor handle only – blades not included.
See page 19 for additional blade styles.

PRODUCT NO:

1586

Overall Length: 8.875" (22,5 cm)

Maximum Width at Pegs: 8" (20,3 cm)



Durham Offset Zelpi Retractor

Staggered depth retractor
designed for exposure during total
hip and total shoulder surgery

- ▶ In hip surgery, with the handle towards the surgeon, the longer leg is on the inside.
- ▶ In shoulder surgery, with the handle downward, the longer leg is on the outside.
- ▶ The longer leg extends 1.1" (2,8 cm) deeper.

PRODUCT NO'S:

1573-L [Left]

Overall Length: 8.5" (21,6 cm)

Leg Depths: 3.1" & 4.2" (7,9 cm & 10,7 cm)


1573-R [Right]

Overall Length: 8.5" (21,6 cm)

Leg Depths: 3.1" & 4.2" (7,9 cm & 10,7 cm)



Designed by Alfred Durham, MD



Hendren Self-Retaining Retractors

Gentle on tissue and very effective
in holding back subcutaneous fat

PRODUCT NO'S:

1730

Overall Length: 3.5" (8,9 cm)

Blade Size: 10 mm x 12 mm

1735

Overall Length: 4.5" (11,4 cm)

Blade Size: 14 mm x 13 mm

1740

Overall Length: 4.5" (11,4 cm)

Blade Size: 16 mm x 13 mm

1745

Overall Length: 5.5" (14 cm)

Blade Size: 18 mm x 13 mm

1750

Overall Length: 6.5" (16,5 cm)

Blade Size: 22 mm x 14 mm

Designed to be gentle on tissue and very effective in holding back subcutaneous fat. Also useful for retracting the deltoid muscle firmly. Available in five sizes.

Designed by D.H. Hendren, MD



Bent Hohmann Retractors—Narrow

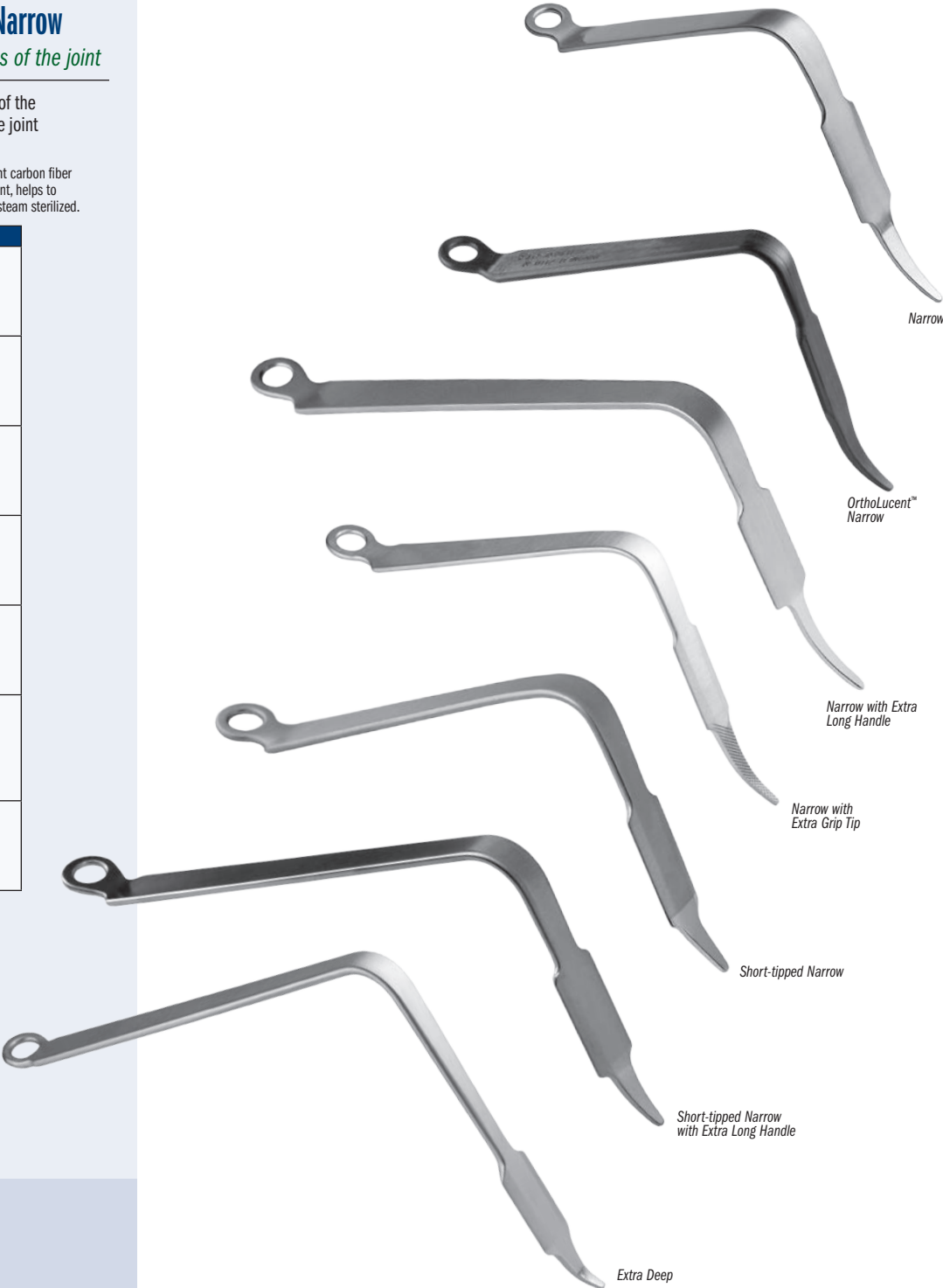
Helps retract tissues at the margins of the joint

Useful for retracting tissues at the margins of the joint. Can be passed over the margins of the joint and held in place with weights or by hand.

The OrthoLucent™ version is made of a strong, lightweight carbon fiber PEEK composite material, which is completely radiolucent, helps to prevent from marring component surfaces, and can be steam sterilized.

PRODUCT NO'S:	
7110 [Standard]	Overall Length: 9.75" (23,8 cm) Handle Length: 7" (17,8 cm) Blade Width: 19 mm Depth from Bend: 4.75" (12,1 cm)
7110-R* [OrthoLucent™ Narrow]	Overall Length: 9.75" (23,8 cm) Handle Length: 7" (17,8 cm) Blade Width: 19 mm Depth from Bend: 4.75" (12,1 cm)
7110-01 [Extra Long Handle]	Overall Length: 11.5" (29,2 cm) Handle Length: 10" (25,4 cm) Blade Width: 19 mm Depth from Bend: 4.75" (12,1 cm)
7111 [With Extra Grip Tip]	Overall Length: 9.75" (23,8 cm) Handle Length: 7" (17,8 cm) Blade Width: 19 mm Depth from Bend: 4.25" (10,8 cm)
7115 [Short-tipped Narrow]	Overall Length: 8.625" (21,9 cm) Handle Length: 7" (17,8 cm) Blade Width: 19 mm Depth from Bend: 4.4" (11,2 cm)
7115-01 [Short-tipped Extra Long Handle]	Overall Length: 11" (27,9 cm) Handle Length: 10" (25,4 cm) Blade Width: 19 mm Depth from Bend: 4.25" (10,8 cm)
7115-03 [Extra Deep]	Overall Length: 12.125" (31,1 cm) Handle Length: 9.75" (24,8 cm) Depth from Bend: 6.25" (15,9 cm) Blade Width: 19 mm

Short-tipped designed by Carl DiRaimondo, MD
Extra Grip Tip design modification by Alfred A. Durham, MD



Bent Hohmann Retractors—Wide

Helps retract tissues at the margins of the joint

PRODUCT NO'S:	
6590 [Standard]	Overall Length: 9.375" (23,8 cm) Handle Length: 7" (17,8 cm) Blade Width: 41 mm Depth from Bend: 4.75" (12,1 cm)
6590-01 [Extra Long Handle]	Overall Length: 11" (27,9 cm) Handle Length: 9" (22,9 cm) Blade Width: 41 mm Depth from Bend: 5.5" (14 cm)



Hohmann Retractor

Designed like the original Hohmann-style retractor – made in the U.S.A.

The OrthoLucent™ version is made of a strong, lightweight carbon fiber PEEK composite material, which is completely radiolucent, helps to prevent from marring component surfaces, and can be steam sterilized.

PRODUCT NO'S:	
4558 [Standard]	Blade Width: 16 mm Overall Length: 11.375" (28,9 cm)
4558-R* [OrthoLucent™]	Blade Width: 16 mm Overall Length: 9.625" (24,4 cm)
4558-01 [Extra Deep]	Blade Width: 16.7 mm Overall Length: 11.5" (29,2 cm)



Long Narrow Hohmann Retractor–Blunt

PRODUCT NO'S:	
4540 [Standard]	Blade Width: 22 mm Blade Width at End: 16 mm Overall Length: 11.375" (28,9 cm)
4540-01 [Extra Deep]	Blade Width: 22 mm Blade Width at End: 16 mm Overall Length: 13.25" (33,7 cm)



Modified Blunt Hohmann Retractor

Used for soft tissue retraction

The OrthoLucent™ version is made of a strong, lightweight carbon fiber PEEK composite material, which is completely radiolucent, helps to prevent from marring component surfaces, and can be steam sterilized.

PRODUCT NO'S:	
4550 [Standard]	Blade Width at End: 11 mm Overall Length: 10.75" (27,3 cm)
4550-R* [OrthoLucent™]	Blade Width at Widest: 24.5 mm Overall Length: 10.75" (27,3 cm)
4550-01 [Extra Deep]	Blade Width at End: 11 mm Overall Length: 13.25" (33,7 cm)



Curved Hohmann Retractor–Wide

PRODUCT NO:	
6215	Overall Length: 13" (33 cm) Handle Length: 12" (30,5 cm) Blade Width: 43 mm





Goytia Stackable Hohmann Retractors

Interlocking design helps to increase depth and leverage in hip exposure, particularly of the anterior acetabulum—especially useful with large patients

- ▶ Custom fitted holes for interlocking retractors helps provide stability
- ▶ When "stacked", the increased lever arm of the retractor helps reduce fatigue
- ▶ Ideal for use with large patients where extra depth, leverage and force is needed

PRODUCT NO'S:

Sold in pairs:
each item number is for 2 retractors

4551 [Standard]
Overall Length: 9.25" (23,5 cm)
Blade Width: 19.5 mm

4552 [Bent]
Overall Length: 8.25" (21 cm)
Blade Width: 19.5 mm

4553 [Wide]
Overall Length: 9.25" (23,5 cm)
Blade Width: 43 mm

Designed by Robin N. Goytia, MD



Lombardi Femoral/Gluteus Medius Minimus Retractor

Designed for acetabular exposure, and to retract the gluteus medius minimus during femoral reaming

Placed at the level of the ischium and driven into the ischium to retract the femur posteriorly when using an anterolateral approach. Also using an anterolateral or a modified Harding approach, the retractor can be placed in the tip of the greater trochanter and can effectively retract the abductor mechanism, namely the gluteus medius minimus so that reaming of the femur can be performed.

PRODUCT NO:

4235
Overall Length: 11.75" (29,8 cm)
Blade Width: 20 mm

Designed by Adolph V. Lombardi Jr., MD



Wetzel Modified Hohmann Retractor

The long point is designed to be placed around, on, or through a bony structure and then levered back to retract tissue


The handle is contoured to allow better leverage and visualization. Can be held in place with weights or by hand.

PRODUCT NO:

4539
Overall Length: 10" (25,4 cm)
Blade Width: .85" (21,5 mm)



Designed by Robert Wetzel, MD and Todd McKinley, MD



Modified Hohmann Retractors

Handle is contoured to allow better leverage and visualization

Useful for retracting tissues around the bone.
Can be held in place with weights or by hand.

The OrthoLucent™ version is made of a strong, lightweight carbon fiber PEEK composite material, which is completely radiolucent, helps to prevent from marring component surfaces, and can be steam sterilized.

PRODUCT NO'S:	
4535 [Narrow]	Overall Length: 10" (25,4 cm) Blade Width: 14 mm
4535-R* [OrthoLucent™ Narrow]	Overall Length: 10" (25,4 cm) Blade Width: 18 mm
4535-01 [Extra Deep Narrow]	Overall Length: 11.625" (29,5 cm) Blade Width: 16.4 mm
4545 [Short-tipped Narrow]	Designed by Carl DiRaimondo, MD Overall Length: 9.5" (24,1 cm) Blade Width: 14 mm
6595 [Wide]	Overall Length: 10" (25,4 cm) Blade Width: 42.5 mm
6595-01 [Extra Deep Wide]	Overall Length: 11.5" (29,2 cm) Blade Width: 42.5 mm



Extra Leverage Femoral Neck Elevator

Designed by Wayne M. Goldstein, MD

PRODUCT NO'S:	
7650 [Standard]	Overall Length: 18.25" (46,4 cm) Handle Length: 9.25" (23,5 cm) Blade Width: 38 mm
7650-02 [Short Handle]	Overall Length: 15.25" (38,8 cm) Handle Length: 6.25" (15,9 cm) Blade Width: 38 mm




Goldstein Flanged Femoral Elevator


Designed to elevate the femoral neck and prevent soft tissues from covering the medial femoral neck

Allows enhanced visualization of the neck osteotomy even in a small incision. The flange also helps hold the elevator securely under the neck so it will not slip out during the vibration with broaching.

PRODUCT NO'S:	
7655-R [Right]	Overall Length: 20.25" (41,5 cm) Handle Length: 12" (30,5 cm) Blade Width: 38 mm Blade Flange: 10 mm x 17 mm
7655-L [Left]	Overall Length: 20.25" (41,5 cm) Handle Length: 12" (30,5 cm) Blade Width: 38 mm Blade Flange: 10 mm x 17 mm



Designed by Wayne M. Goldstein, MD



Proximal Femoral Elevators

Help provide better access to the intramedullary canal

Designed to elevate the proximal femur during total hip surgery while providing better access to the intramedullary canal. The handles are contoured to allow the surgeon a clear field of view of the operating area.

PRODUCT NO'S:

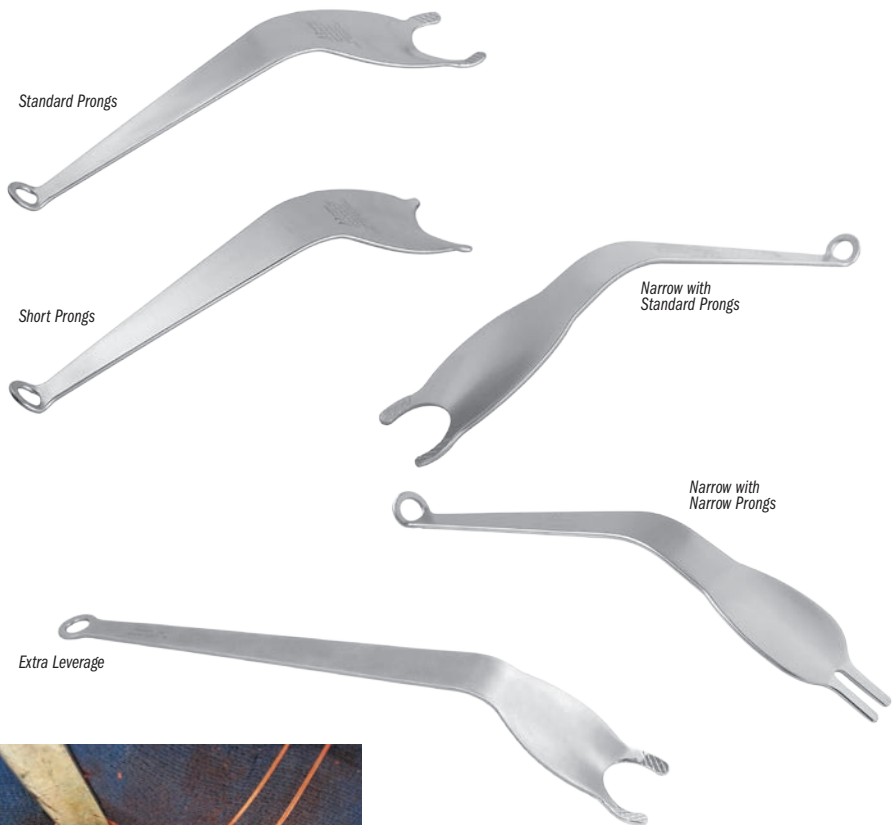
3420-01 [Standard Prongs]
Overall Length: 11.5" (29,2 cm)
Handle Length: 6.5" (16,5 cm)
Blade Width at Widest: 63 mm

3420-02 [PFE with Short Prongs]
Overall Length: 10.75" (27,3 cm)
Handle Length: 6.5" (16,5 cm)
Blade Width at Widest: 63 mm

3420-05 [Narrow w/Standard Prongs]
Overall Length: 11.5" (29,2 cm)
Handle Length: 6.5" (16,5 cm)
Blade Width at Widest: 45 mm

3420-08 [Narrow w/Narrow Prongs]
Overall Length: 11.75" (29,8 cm)
Handle Length: 6.5" (16,5 cm)
Blade Width at Widest: 45 mm

7640 [Extra Leverage]
Overall Length: 17.5" (44,5 cm)
Handle Length: 13" (33 cm)
Blade Width at Widest: 63 mm



Stulberg Proximal Femoral Elevator

PRODUCT NO:

3420-09
Overall Length: 14" (35,6 cm)
Handle Length: 10" (25,4 cm)
Blade Width at Widest: 48 mm
Blade Width at Prongs: 24 mm

Designed by S. David Stulberg, MD



Amstutz Femoral Head-Neck Elevator

Designed to elevate the proximal femur

PRODUCT NO'S:

3410 [Wide]
Overall Length: 12.25" (31,1 cm)
Blade Width at Widest: 67 mm

3410-01 [Narrow]
Overall Length: 12.25" (31,1 cm)
Blade Width at Widest: 50 mm

Designed by Harlan C. Amstutz, MD



APC Proximal Femoral Elevator

Elevates the proximal femur during total hip or hemi-arthroplasty surgery

Designed to elevate the proximal femur during total hip or hemi-arthroplasty surgery. Its unique design provides excellent access to the intramedullary canal. The elevator's geometry incorporates serrated edges to grip and elevate the proximal femur.

PRODUCT NO'S:

3421-00 [Standard]
Overall Length: 10.75" (27,3 cm)
Blade Width at Widest: 63 mm

3421-01 [Small]
Overall Length: 10.75" (27,3 cm)
Blade Width at Widest: 50 mm

Designed by APC, Inc.





Femoral Neck Elevator with Waist Pad

Designed to elevate the femoral neck for broaching

The waist pad allows the retractor to be wedged into the surgeons waistline to help control the elevator and maintain elevation of the femoral neck for broaching.

PRODUCT NO:

7556

Overall Length: 18" (45,7 cm)

Neck Width: 25 mm

Blade Width: 25 mm



Elevator designed by Luis Ulloa; Waist pad designed by Christopher Blair, DO

Blair Narrow Femoral Neck Elevator with Waist Pad

Designed to elevate the femoral neck for broaching

The waist pad allows the retractor to be wedged into the surgeons waistline to help control the elevator and maintain elevation of the femoral neck for broaching.

PRODUCT NO:

3409

Overall Length: 18" (45,7 cm)

Neck Width: 19 mm

Width at End: 25 mm

Designed by Christopher Blair, DO



Mueller-type Femoral Neck Elevator

Designed to elevate the proximal femur

PRODUCT NO'S:

3415 [Standard]

Overall Length: 13.5" (34,3 cm)

Handle Length: 6.5" (16,5 cm)

Blade Width at Widest: 25 mm

3418 [Extra Deep]

Overall Length: 15.25" (38,8 cm)

Handle Length: 6.5" (16,5 cm)

Blade Width at Widest: 25 mm

Extra Deep modified by
Tom Eickmann, MD



Hur Modified Mueller-type Femoral Neck Elevator

Designed for the anterior approach to help expose the femoral calcar during broaching

The modified Mueller-type design non-forked end helps reduce stress risers and fractures.

PRODUCT NO:

3416

Overall Length: 13" (33 cm)

Handle Length: 6.5" (16,5 cm)

Blade Width at Widest: 1.25" (31,7 mm)



Wide blade design modification by John Hur, MD

Amstutz Acetabular Exposure Pin System



PRODUCT NO'S:

1200-00 [Set: Ins/Ext & Two Pins]

1200-0A [Set: Ins/Ext & Two Pins w/Stop]

Also sold Individually:

1200-01 [Inserter/Extractor]

1200-02 [Pin]

Overall Length: 4.5" (11,4 cm)

Pin Depth: 2" (5,1 cm)

Pin Diam.: 3.9 mm

1200-03 [Pin with Stop]

Overall Length: 4.5" (11,4 cm)

Pin Tip-to-Stop Depth: .75" (1,9 cm)

Pin Diameter: 3.2 mm

1200-04 [Deep Pin]

Overall Length: 7" (17,8 cm)

Pin Depth: 4.5" (11,4 cm)

Pin Diameter: 3.9 mm



Designed by Harlan C. Amstutz, MD



Amstutz Femoral Head-Neck Elevator

Used for acetabular exposure

PRODUCT NO'S:

3410 [Wide Blade]

Overall Length: 12.25" (31,1 cm)

Blade Width at Widest: 67 mm

3410-01 [Narrow Blade]

Overall Length: 12.25" (31,1 cm)

Blade Width at Widest: 50 mm

Designed by Harlan C. Amstutz, MD



Amstutz Femoral Retractor

Used for acetabular exposure

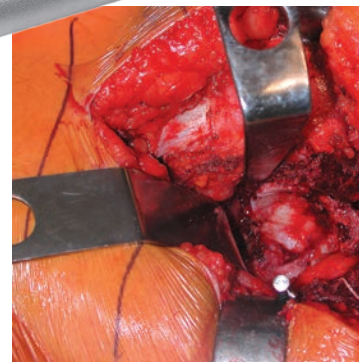
PRODUCT NO:

6410

Overall Length: 10.75" (27,3 cm)

Blade Width: 18 mm

Designed by Harlan C. Amstutz, MD



Tube and Extender Pins

Designed to help achieve wide exposure of the acetabulum during total hip arthroplasty

Tube pins with depth stops are inserted under direct visualization into the thick bone of the posterior column and iliac wing. Extender pins placed in the tube pins help keep the soft tissues from obstructing the view of the acetabulum. The low profile of the tube pins helps keep them out of the way of the surgeon. The extender pin can be removed or left in the tube pin depending on the size of the patient.

PRODUCT NO'S:

Packages of 10

1230 [Tube Pin]

Pin Diameter at End: 1/8" (3,2 mm)


Overall Length: 70 mm

Length to Stop: 20 mm

1250 [Extender Pin]

Pin Diameter: 1/8" (3,2 mm)

Overall Length: 100 mm



Pin Inserter

Pin Inserter/Extractor

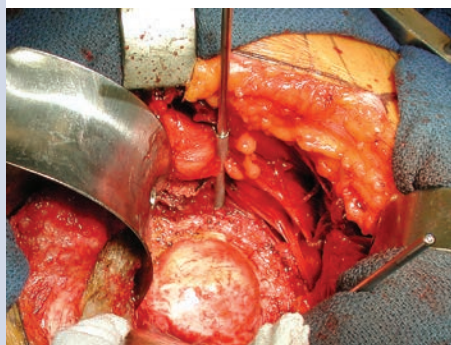
Helpful tools for inserting/removing pins.

PRODUCT NO'S:


1205 [Pin Driver]

3020 [Pin Inserter/Extractor]

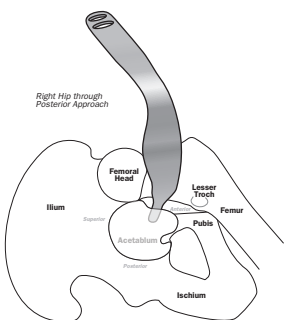
See page 102 for more information.



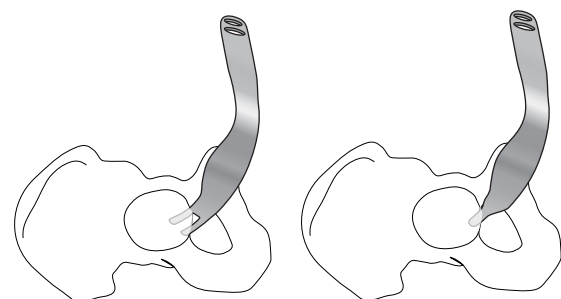
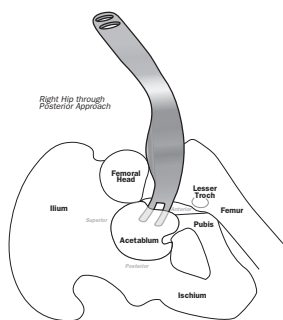
Double Prong



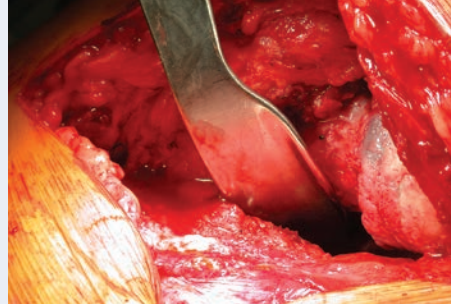
Single Prong



POSTERIOR APPROACH: Placed over the anterior acetabular wall for supero-anterior translation of the femoral head and neck during acetabular preparation. The prong(s) pierce the capsule over the anterior wall, then the curve and "twist" of the retractor allows for gentle retraction on the femoral neck.



ANTERIOR APPROACH: Placed inferior to the trans-acetabular ligament during exposure and preparation of the acetabular component. The curve and "twist" of the retractor allow for gentle retraction of the medial and inferior soft tissues and skin. Helps provide easier retraction for the assistant on the other side of the operating table.



Flared Cobra Retractors - Left & Right

Left and right retractors can be used with the anterior, posterior or lateral approach to help expose the acetabulum in total hip surgery

PRODUCT NO'S:

6110-01 [Double Prong – Right]
Overall Length: 15" (38 cm)

6110-02 [Double Prong – Left]
Overall Length: 15" (38 cm)

6109-L [Single Prong – Left]
Overall Length: 15" (38 cm)

6109-R [Single Prong – Right]
Overall Length: 15" (38 cm)



Designed by Henry Boucher, MD
Single prong design modification by Walter Frueh, MD



Femoral Elevator with Trough

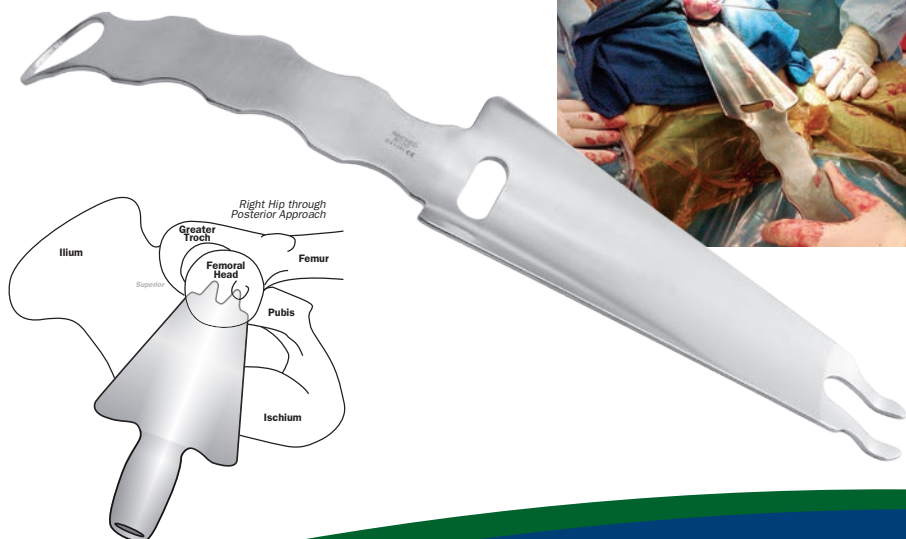
Helps to elevate the femur and provide a trough for bone to collect in during shaping of the femoral head during total hip surgery

Designed for femoral head preparation during total hip surgery, the elevator is placed against the anterior femoral neck when the femur is flexed and internally rotated. Helps to elevate the femoral head for milling, and the "trough" provides a channel for the instruments and allows for easy clearance of reamings. Skin, abductor, subcutaneous fat and capsule are protected and retracted with the trough.

PRODUCT NO:

6030
Overall Length: 17" (43.2 cm)
Handle Length: 8" (20.3 cm)
Prong Length: 1" (2.54 cm)
Prong Width: 9 mm | 18 mm Gap | 9 mm
Trough At Narrowest: 2" (5.1 cm)
Trough At Widest: 3.5" (8.9 cm)

Designed by
Henry Boucher, MD



Cobra Retractors

A general purpose instrument for use around the femur and acetabulum


The OrthoLucent™ version is made of a strong, lightweight carbon fiber PEEK composite material, which is completely radiolucent, helps to prevent from marring component surfaces, and can be steam sterilized.

PRODUCT NO'S:	
6129 [Standard w/Sharp Tip]	Overall Length: 12" (30,5 cm) Handle Length: 7" (17,8 cm) Blade at Widest: 33 mm
6130 [Standard]	Overall Length: 12" (30,5 cm) Handle Length: 7" (17,8 cm) Blade at Widest: 33 mm
6130-R* [OrthoLucent™ Standard]	Overall Length: 12" (30,5 cm) Handle Length: 7" (17,8 cm) Blade at Widest: 33 mm
6130-L [Lighted Standard]	Overall Length: 12" (30,5 cm) Handle Length: 7" (17,8 cm) Blade Width at Widest: 33 mm
6132 [Medium]	Overall Length: 12" (30,5 cm) Handle Length: 7" (17,8 cm) Blade at Widest: 46 mm
6140 [Wide]	Overall Length: 11.75" (29,8 cm) Handle Length: 7" (17,8 cm) Blade at Widest: 56 mm



MADE EXCLUSIVELY FOR INVOCOM IN SWITZERLAND

Lighted retractor attaches to a fiber optic light cable with ACMI (female) connector and can be steam sterilized.



Narrow Cobra Retractors

A general purpose instrument for use around the femur and acetabulum in MIS surgery

PRODUCT NO'S:	
6120-04 [XL Narrow]	Overall Length: 15.5" (39,4 cm) Handle Length: 11" (27,9 cm) Blade Width: 19 mm
6120 [Narrow]	Overall Length: 11.75" (29,8 cm) Handle Length: 6.5" (16,5 cm) Blade Width: 19 mm
6120-L [Lighted Narrow Cobra]	Overall Length: 11.75" (29,8 cm) Handle Length: 6.5" (16,5 cm) Blade Width: 19 mm

Lighted retractor attaches to a fiber optic light cable with ACMI (female) connector and can be steam sterilized.



Deep Cobra Retractors

A general purpose instrument for use around the femur and acetabulum in larger patients

PRODUCT NO'S:	
6135 [Deep]	Overall Length: 14.5" (36,9 cm) Handle Length: 7" (17,8 cm) Blade Width at Widest: 33 mm
6135-L [Lighted Deep]	Overall Length: 14.5" (36,9 cm) Handle Length: 7" (17,8 cm) Blade Width at Widest: 33 mm

Lighted retractor attaches to a fiber optic light cable with ACMI (female) connector and can be steam sterilized.



Jana Lighted Cobra Retractor

*Designed to enhance exposure
& visualization*

Excellent for use in acetabular exposure and total hip replacements. Especially useful for anterior approach. Attaches to a fiber optic light cable with ACMI (female) connector. Steam sterilizable.

Designed by Ajoy K. Jana, MD

PRODUCT NO:

6119-L

Overall Length: 14.2" (36 cm)
Blade at Widest: 33 mm



New!



Lighted Cobra Retractors

Lighting attachment for enhanced visual exposure

PRODUCT NO'S:

6120-L [Lighted Narrow Cobra]

Overall Length: 11.75" (29.8 cm)
Handle Length: 6.5" (16.5 cm)
Blade Width: 19 mm

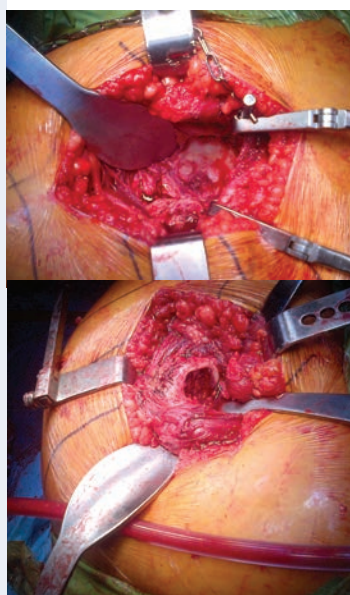
6130-L [Lighted Standard Cobra]

Overall Length: 12" (30.5 cm)
Handle Length: 7" (17.8 cm)
Blade Width at Widest: 33 mm

6135-L [Lighted Deep Cobra]

Overall Length: 14.5" (36.9 cm)
Handle Length: 7" (17.8 cm)
Blade Width at Widest: 33 mm

Lighted retractors attach to a fiber optic light cable with ACMI (female) connector and can be steam sterilized.



Harwin Modified Cobra Retractor

Designed for use during total hip and knee surgery

The long handle and obtuse angle provide ergonomic leverage—especially helpful for use with obese patients.

In total hip surgery, the wide, concave blade design allows for enhanced exposure—especially useful in anterior hip surgery with the placement of reamers, and to elevate and expose the proximal femur.

In total knee surgery, the wide blade of the large retractor spans the prepared box and helps bring the tibia forward. The small retractor helps with retraction of the medial and lateral structures, where the wide, concave blade provides added exposure over standard bent Hohmann retractors. The serrated tip helps improve stability.

PRODUCT NO'S:

6143 [Large]

Overall Length: 14.75" (37.5 cm)
Blade Width: 43.2 mm
Tongue: 25 mm x 5 mm

6143-01 [Small]

Overall Length: 12.5" (31.8 cm)
Blade Width: 30 mm
Tongue: 25 mm x 5 mm

Designed by Steven F. Harwin, MD, FACS

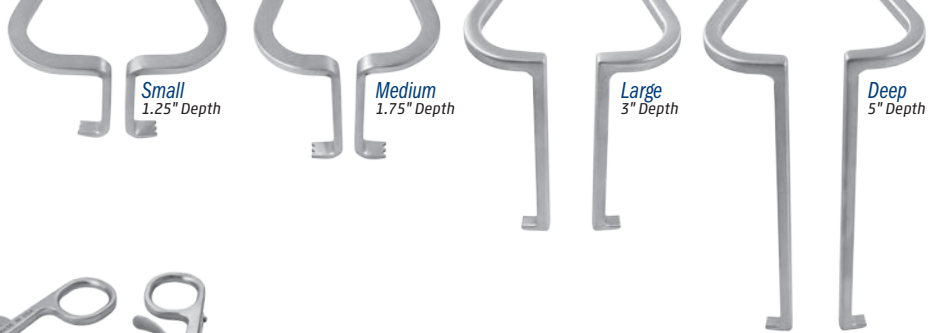


Flat Gelpi Retractors

Designed to help retract a broader area of soft tissue or muscle

The two largest sizes feature an ergonomic handle for increased comfort and control.

PRODUCT NO'S:	
4191 [Small]	Overall Length: 6.5" (16,5 cm) Prong Depth: 1.25" (3,2 cm)
4192 [Medium]	Overall Length: 7.25" (18,4 cm) Prong Depth: 1.75" (4,4 cm)
4193 [Large]	Overall Length: 9" (22,9 cm) Prong Depth: 3" (7,6 cm)
4194 [Deep]	Overall Length: 10" (24,4 cm) Prong Depth: 5" (12,7 cm)



Gelpi Retractors

PRODUCT NO'S:	
4180 [Standard]	Overall Length: 7.5" (19,1 cm)
4181 [With Ergonomic Handle]	Overall Length: 7.5" (19,1 cm)
4182 [With Finger Hook]	Overall Length: 7.5" (19,1 cm)



Romanelli Deep Gelpi Retractor

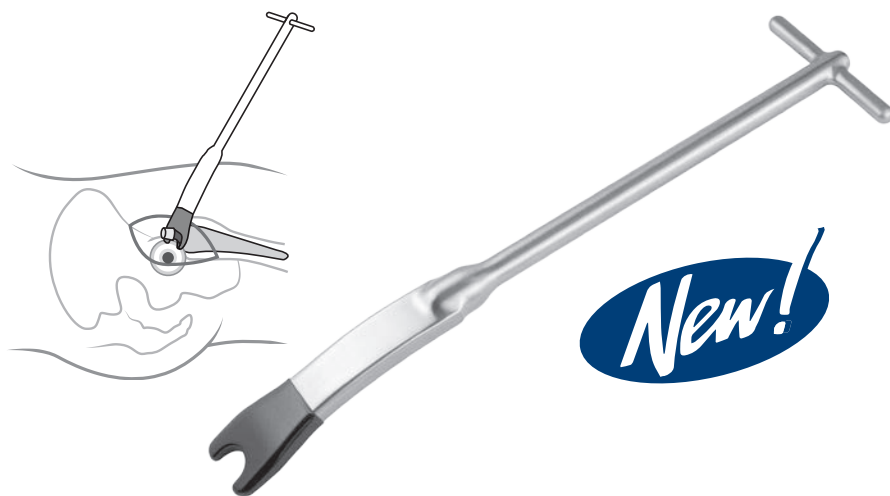
Offers the versatility and ability to be used in minimally invasive total hip replacements

Can be used to hold the hip capsule out of the way for easy visualization, and to allow reaming of the acetabulum without catching the capsule in the reamer. The ends of the retractor have dull tips to help avoid soft tissue damage. Wider separation occurs at the deep capsule level. Holds the muscle out of the way while retracting the capsule.

PRODUCT NO:	
4270	Overall Length: 10" (25,4 cm) Depth from Bend: 5.5" (14 cm) Prong Length: 10 mm

Designed by Ron Romanelli, MD





Doroodchi Coated Femoral Neck Mating Guide

Designed for controlled manipulation of femoral head/neck mating in SuperPATH THA approach

PRODUCT NO:

3419

Overall Length: 11.75" (29,8 cm)

Blade Width: 1.125" (29 mm)



Designed by Hamidreza Doroodchi, MD



Lombardi Cement/Antibiotic Sifter

PRODUCT NO:

5215

Overall Length: 14" (35,6 cm)

Sifter Diameter: 5" (12,7 cm)

Designed by Adolph V. Lombardi Jr., MD



Namba Bone Graft Slide

Helps to efficiently guide allograft material into the acetabulum

Helps reduce waste of expensive allograft material by providing a holding trough and slide for effective, directed delivery.

PRODUCT NO'S:

6888

Overall Length: 7.75" (19,7 cm)



Designed by Robert S. Namba, MD



Allograft Bone Vise

Holds allograft bone for reaming, shaping or cutting



The vise is designed with two sets of vise jaws for reaming of two femoral heads and also for holding a long bone horizontally and vertically. The base plate is designed with a table flange for stabilization during use. The vise is completely autoclavable.

PRODUCT NO:

8215

Base Dimensions: 8.25" x 11" (21 cm x 27,9 cm)



Bone Mill

Used to produce allograft material

MADE FOR INNOMED IN GERMANY

- ▶ Grinds bone of various densities
- ▶ Produces bone graft of excellent quality for impaction
- ▶ 2 cutting cylinders are included for variable size bone graft
- ▶ Attaches securely with table clamp
- ▶ Fully auto-clavable and easy to dismantle for cleaning
- ▶ Includes housing, two cutting cylinders, handle, push block and table clamp


PRODUCT NO'S:

8205 [Compete Unit including
2 Cylinders and Clamp]
Overall Length (without crank): 12" (30,5 cm)

Replacement Cutting Cylinders:

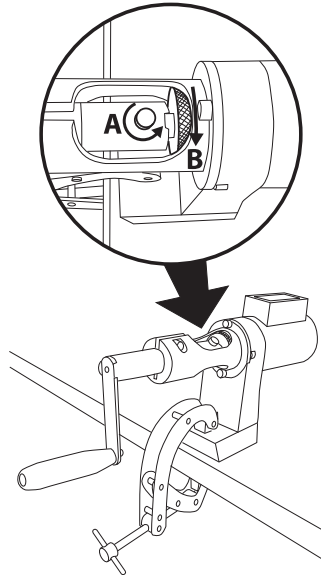
8205-01 [3.2 mm Hole Diameter/
5 Cutting Rows]

8205-02 [4.2 mm Hole Diameter/
4 Cutting Rows]

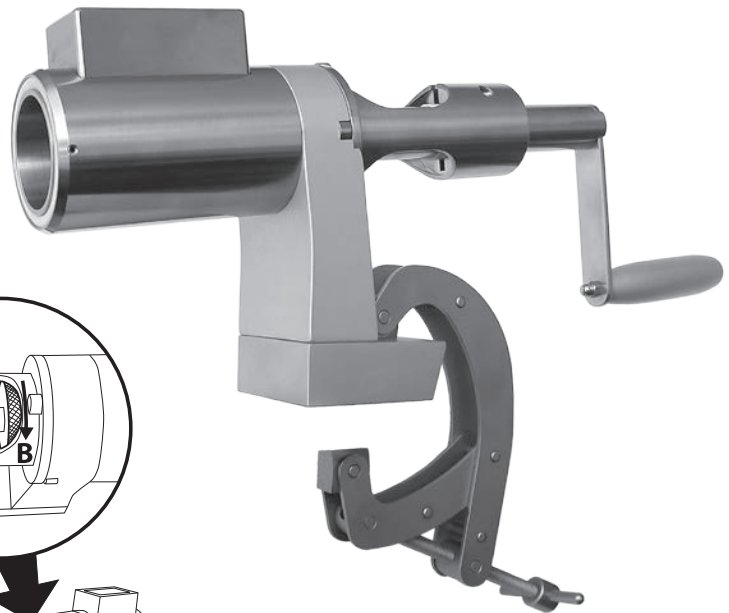


Cutting Cylinder

Push Block



To remove cylinder: loosen small knob (A) by turning counter-clockwise, then loosen the large knob (B) by turning clockwise. Reverse these instructions to install new cylinder.



Bone Graft Impactors

Tap bone graft or bone parts into place with minimal bone trauma

Designed with serrated, stainless steel tips and available in three shapes: round, square and rectangular.

PRODUCT NO'S:

5310 [Round]
Head Diameter: 12.5 mm
Overall Length: 9.5" (24,1 cm)
Handle Length: 4.25" (10,5 cm)

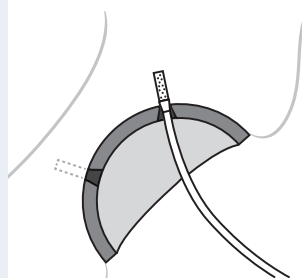
5320 [Square]
Head Dimensions: 10 mm x 10 mm
Overall Length: 9.5" (24,1 cm)
Handle Length: 4.25" (10,5 cm)

5325 [Square with Delrin Tip]
Head Dimensions: 10 mm x 10 mm
Overall Length: 9.5" (24,1 cm)
Handle Length: 4.25" (10,5 cm)

5330 [Rectangular]
Head Dimensions: 10 mm x 3 mm
Overall Length: 9.5" (24,1 cm)
Handle Length: 4.25" (10,5 cm)



Malleable shaft can be contoured for different angles



Malleable Bone Tamp - Extra Small

Designed to help impact bone into acetabular cup holes

PRODUCT NO:

5296-02 [Extra Small]
Overall Length: 11.4" (29 cm)
Shaft Length: 5.9" (15 cm)
Impactor Diameter: 6.5 mm

Modified by Serge Kaska, MD
& Amal Das, MD



Ortho Impactors

PRODUCT NO'S:

Overall Length: 9" (22,9 cm)
Shaft Diameter: 9 mm

5331 [11 x 4 mm Rectangle]

5332 [12 x 7 mm Rectangle]

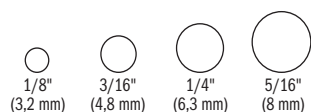
5333 [12 mm Tapered]

5334 [9 mm Square]

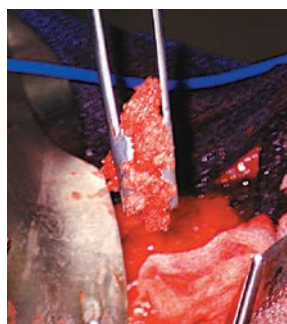
5335 [15 mm Round]

5336 [12 mm Round]

5337 [9 mm Round]



Diameter ends at actual
size (closed forceps)



Universal Bone Grafting/ Impacting Forceps

*Bone graft can be grasped, placed & impacted
without changing hands or instruments*

Designed with grasping ends for delivery of bone graft. When the graft is in place, the forceps are closed, which forms the ends into an impacting punch. A striking platform forms the end of the forceps for tapping and tamping the graft. Four end diameters are available in two lengths.

PRODUCT NO'S:

Short: 6" (15,2 cm) Length

5010-01 1/8" (3,2 mm) Diameter End

5010-02 3/16" (4,8 mm) Diameter End

5010-03 1/4" (6,3 mm) Diameter End

5010-04 5/16" (8 mm) Diameter End

Long: 10" (25,4 cm) Length

5050-01 1/8" (3,2 mm) Diameter End

5050-02 3/16" (4,8 mm) Diameter End

5050-03 1/4" (6,3 mm) Diameter End

5050-04 5/16" (8 mm) Diameter End

Designed by J.A. Amis, MD

MADE EXCLUSIVELY
FOR INNOMED IN
GERMANY

Stainless
Impactor
Sizes

Delrin
Impactor
Sizes



Modular Impactor Set

*Makes multiple impactor heads
easily visible and available*

Designed to have available to the operating surgeon multiple types of impactors utilizing one handle. The rack uses less space and allows the surgeon to quickly see the designs available. The impactors are supplied with stainless steel tips for bone and delrin tips which can be used against an implant for slight placement adjustments.

PRODUCT NO:

5370 [Complete Set]

Overall Handle Length: 8" (20,3 cm)

Grip Length: 4,5" (11,4 cm)

Impactor Head Lengths: 1,45" (3,7 cm)

Base Diameter: 3,5" (8,9 cm)



Lombardi Self-holding X-ray Magnification Marker

Helps to remove the variable of X-Ray magnification factor from the process of Orthopedic templating. The flexible, adjustable arm can help reduce patient (and technologist) embarrassment or discomfort when it is required to be positioned in a sensitive area such as the inner thigh.

Fully positionable, this orthopedic X-Ray calibration and marking device features a 1" (2,54 cm) stainless steel ball which, when properly positioned at bone level on a precise anatomical plane, will be this exact size when viewed from all angles, allowing it to be used as a calibration marker in surgical planning software applications, helping to gauge the size of other components on that plane. This helps establish precise anatomical measurement.

PRODUCT NO:

2672

Base Dimensions: 11" x 5.25" (27,9 cm x 13,3 cm)

Post Height: 7" (17,8 cm)

Arm Maximum Length: 13" (33 cm)



Designed by Adolph Lombardi, MD



Wixson Leg Length Gauge

Used for interoperative leg length measurement during minimally invasive total hip arthroplasty

Fits in 5/64 drill hole in trochanter underneath fascia and skin incision. Measures to a skin mark over the iliac crest with the leg supported in a standardized position (e.g. resting on a Mayo stand).

PRODUCT NO'S:

1210-02

Depth: 2" (5,1 cm)

Overall Length: 8" (20,3 cm)

Length-to-bend: 7" (17,8 cm)

Pin Length: 10 mm

1210-03


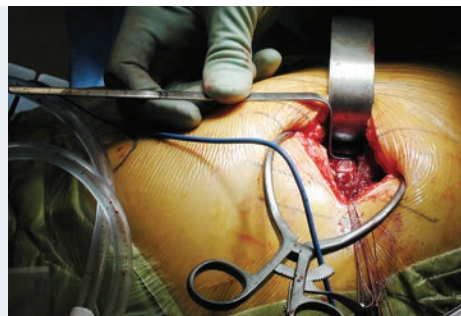
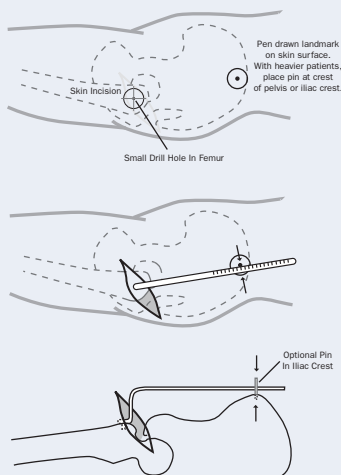
Depth: 2.75" (7 cm)

Overall Length: 8" (20,3 cm)

Length-to-bend: 7" (17,8 cm)

Pin Length: 10 mm

Designed by R.L. Wixson, MD



AccuAngle Indicator

Helps to accurately predetermine angles for acetabular cup positioning and insertion

Calibrated from 0 to 45°, the indicator may be used on the reamer shaft, the trial cup shaft and the cup impactor shaft.

Designed to allow the surgeon to consistently and quickly achieve the desired component position during each step of acetabular preparation and component positioning: acetabular reaming, trial component positioning, and actual component insertion. Steam sterilizable without vacuum.

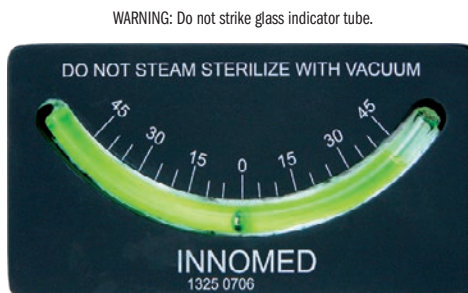
PRODUCT NO:

1325

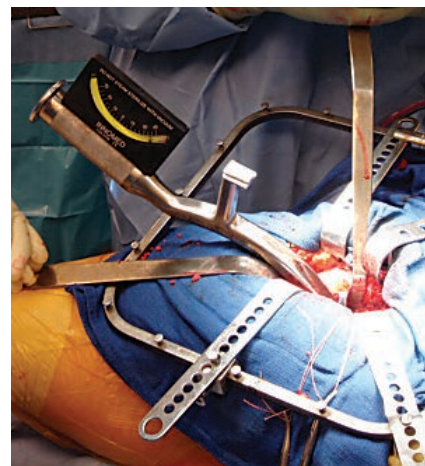
Dimensions: 4" x 2" (10,2 cm x 5,1 cm)



Designed by S. David Stulberg, MD, A. Llinas, MD and J. Navas, MD



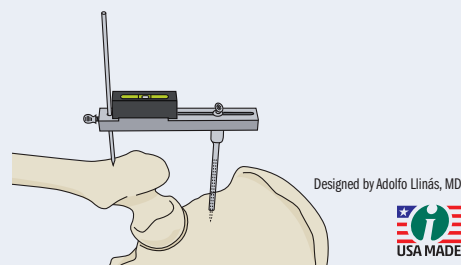
Bottom Profile with Magnets



Linás Leg Length & Lateral Offset Gauge

Designed to help equalize the pre- and post-operative leg length/lateral hip offset

Used intra-operatively to establish measurements of both leg length and lateral hip offset. The measurements can then be used for verification, after femoral stem and head implantation but before final fixation, to help determine what adjustments (if any) are necessary.



PRODUCT NO'S:

1133-00 [Set]


Set Includes:

1133-01 [Gauge Body, Pin, and Tube Unit]
Slider Bar Length: 5" (12,7 cm)
Cannulated Tube Length: 3.95" (10 cm)

1180 [Sterilizable Level]
Dimensions: 2" x .5" x .75" (5,1 cm x 1,3 cm x 1,9 cm)

1025 [Sterilizable Case]

Usage guide available at:
www.innomed.net/instructions_innomed.htm



Linás Vertical Offset Gauge

Designed to help equalize the pre- and post-operative vertical hip offset

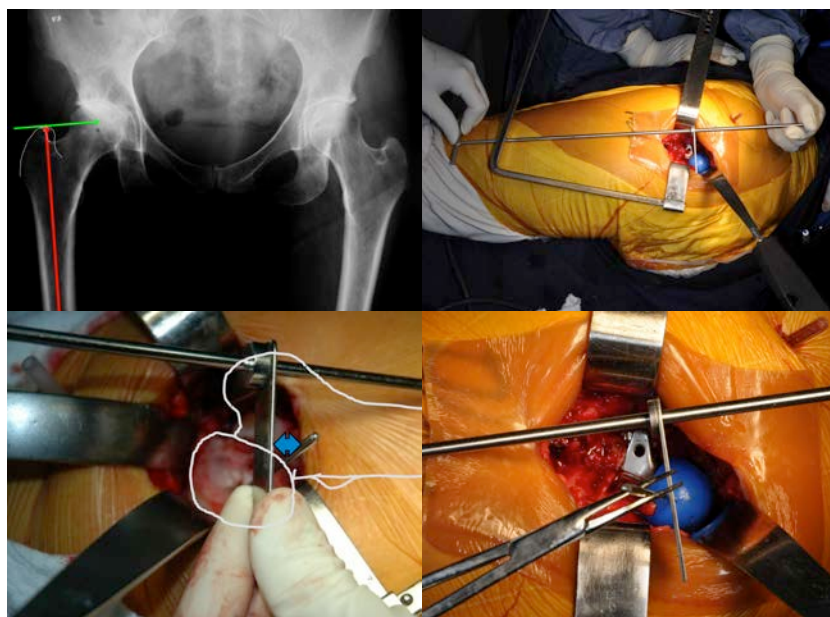
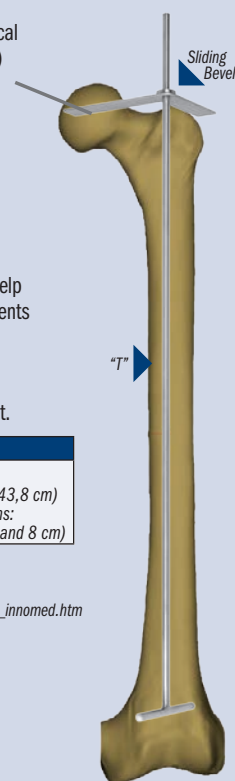
Used intra-operatively to help determine the vertical distance of offset (if any) between the rotational center of the femoral head and the top of the greater trochanter. The measurement can then be used for verification, after femoral stem and head implantation but before final fixation, to help determine what adjustments (if any) are necessary to equalize the pre- and post-operative rotational center-trochanteric offset.

PRODUCT NO:

1133-02
Overall Length: 17.25" (43,8 cm)
Sliding Bevel Arm Lengths:
2.4" and 3.15" (6,1 cm and 8 cm)

Designed by Adolfo Linás, MD

Usage guide available at:
www.innomed.net/instructions_innomed.htm



Leg Length Caliper

Designed to help measure and evaluate pre- and post-THR leg length in conjunction with X-ray calibration and clinical judgement

The caliper utilizes a 5/32" (4 mm) pin in the iliac crest and a 1/8" (3,2 mm) pin in the greater trochanter. (The soft tissue is cleared away and a single drill hole is drilled in the trochanter to accommodate the distal pin, and the hole is marked with methylene blue so it can be easily found.)

Alternatively, a 7.3 mm cannulated screw that accepts a 3.2 mm pin may be used in the greater trochanter. Using the sliding caliper, the difference in leg length measurement before hip dislocation and after the THR procedure helps show the change in leg length.

A Sterilizable Level is included in the set, which helps to ensure the leg is in the same plane when initially putting the leg length caliper on and when reattaching the caliper.

PRODUCT NO'S:

1195 [Complete Set]

Includes: Caliper, Sterilizable Level, and Sterilization Case

Individual/Replacement Parts:

1195-01 [Caliper Only]

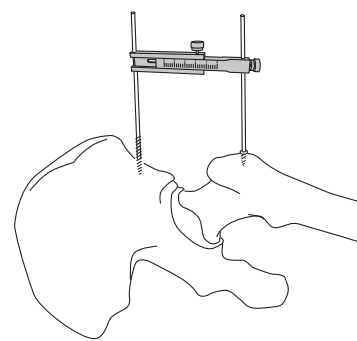

Overall Length: 4.5"-6.5" (11,4 cm-16,5 cm)

1180 [Sterilizable Level Only]

Dimensions: 2" x .5" x .75" (5,1 cm x 1,3 cm x 1,9 cm)

1025 [Sterilization Case]

Designed by Michael Koonin, MD




Hole for a 5/32" (4 mm) pin in the iliac crest

Locking screw for caliper

Hole for a 1/8" (3,2 mm) pin in the greater trochanter

Locking screw used on screw pin at 1st measurement to ensure level with 2nd measurement



Sterilizable Level Included

Canestra Hip Length Gauge

Helps determine leg length and hip offset in total hip arthroplasty, including minimally invasive techniques

Set consists of one Ruler, one Pin Insertor/Extractor Handle, one 100 mm Pin, one 130 mm Pin, and a case.

PRODUCT NO'S:

1327-00 [Set with Case]

Replacement Parts:

1327-01 [Pin - 100 mm]

1327-02 [T-Handle]

Dimensions: 8" x 5" (20,3 cm x 12,7 cm)

1327-03 [Ruler]

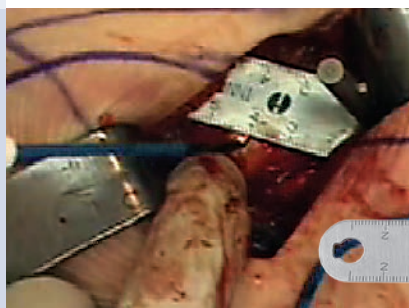
1327-04 [Pin - 130 mm]

1025 [Sterilization Case]

A detailed instruction brochure is available on our website.



Designed by Vince Canestra, MD



Sanders Femoral Neck Cutting Blocks

Designed to help with accurate placement of the femoral neck osteotomy in total hip surgery

Used to measure the distance from the proximal end of the lesser trochanter to the level of the femoral neck osteotomy. The desired level of the femoral neck osteotomy is determined by preoperative planning. The exact level of the femoral osteotomy helps with leg length, either maintaining equal leg length or correcting leg length discrepancies.

PRODUCT NO'S:

Overall Length: 6.5" (16,5 cm)

4555 Block: 5 x 10 mm

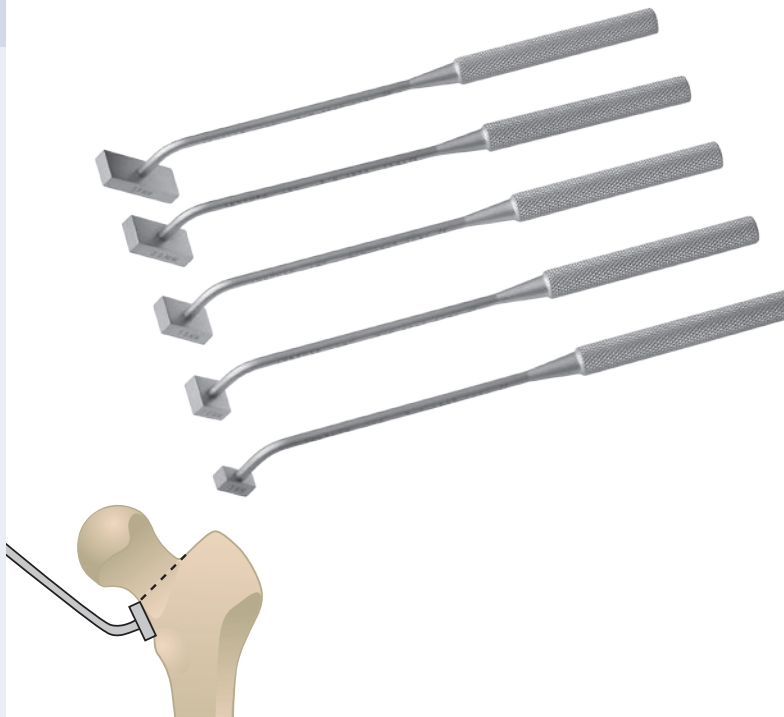
4560 Block: 10 x 10 mm

4565 Block: 10 x 15 mm

4570 Block: 10 x 20 mm

4575 Block: 10 x 25 mm

Designed by Richard A. Sanders, MD

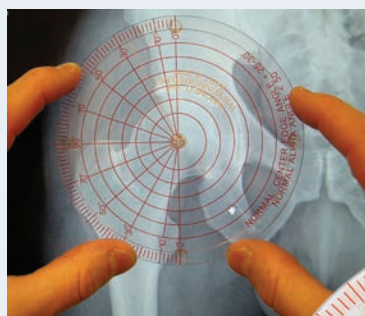


Hurst Alpha Angle Tool

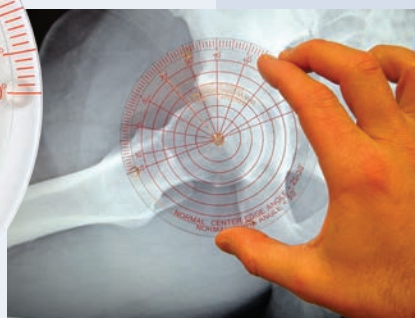
Used for the quick measurement of the alpha angle and lateral center-edge angle from both plain hip radiographs or digital images displayed on a computer monitor

PRODUCT NO:
2018
Diameter: 4.5" (11,4 cm)

Designed by Jason M Hurst, MD



To measure the lateral center-edge angle from AP radiographs, the center screw of the tool is placed in the center of the femoral head using the concentric circles to center the device. The "0 degree line" is then directed vertically on the pelvis. The outer disc with the dashed line is rotated until it intersects with the lateral edge of the acetabular rim. The corresponding angle measurement is the representative lateral center-edge angle.



To measure the alpha angle from lateral radiographs, the device is held up to the computer monitor or light box with the center screw of the tool placed in the center of the femoral head. The concentric circles are used as a "perfect circle" reference for the femoral head so that the center screw can be placed in the absolute center. The "0 degree line" is then placed down the center of the femoral neck. The outer disc with the dashed line is then rotated until it first intersects with the region of femoral head asphericity. The corresponding angle measurement is the representative alpha angle.



Sterilizable Level

Steam sterilizable without vacuum for use in surgery

Helpful in hip surgery to ensure the leg is in the same position when checking leg length.

PRODUCT NO:
1180
Dimensions: 2" x .5" x .75" (5,1 cm x 1,3 cm x 1,9 cm)



Ruler with 45° Angle Handle


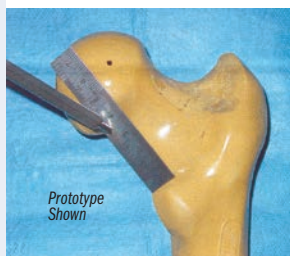
Useful for measuring distances in small deep incisions

Ideal for measuring the distance from the lesser trochanter to the center of the trial femoral head during femoral sizing.

PRODUCT NO:
1430
Handle Length: 5" (12,7 cm)
Ruler Dimensions: 2.5" x .5" (6,4 cm x 1,3 cm)



Designed by Richard A. Sanders, MD



Ruler with Right Angle Handle

Designed to be used to measure the femoral head/neck length

Very helpful in minimally invasive surgery.

PRODUCT NO:
1450
Handle Length: 4.25" (10,8 cm)
Ruler Dimensions: 2.5" x .5" (6,4 cm x 1,3 cm)



Powers Femoral Sounds

Allows the surgeon to gently identify the canal of a long bone as well as its width (isthmus) prior to inserting a device

Particularly useful for the anterior approach to the hip. Helps identify intraoperative occult fractures. Properly identifying the medullary canal before broaching helps minimize possible intraoperative fractures.

PRODUCT NO'S:

4189-00 [Set of 5]

Also available individually:

4189-06 [6 mm]

Overall Length: 14.25" (36,2 cm)
Handle Length: 3.5" (8,9 cm)

4189-08 [8 mm]

Overall Length: 14.25" (36,2 cm)
Handle Length: 3.5" (8,9 cm)

4189-10 [10 mm]

Overall Length: 14.25" (36,2 cm)
Handle Length: 3.5" (8,9 cm)


4189-12 [12 mm]

Overall Length: 14.25" (36,2 cm)
Handle Length: 3.5" (8,9 cm)

4189-14 [14 mm]

Overall Length: 14.25" (36,2 cm)
Handle Length: 3.5" (8,9 cm)

Designed by Mark Powers, MD



Unger Canal Finder Rasps

Designed to help shape the femoral canal after reaming



PRODUCT NO'S:

3004 [Unger Canal Finder Rasp—Straight]

Overall Length: 11" (27,9 cm)
Handle Length: 5" (12,7 cm)

3004-01 [Unger Canal Finder Rasp—Curved]

Overall Length: 11" (27,9 cm)
Handle Length: 5" (12,7 cm)

3004-02 [Unger Canal Finder Rasp—Curved with Smooth Proximal]

Overall Length: 11" (27,9 cm)
Handle Length: 5" (12,7 cm)

New!

Designed by Anthony Unger, MD



Modified T-Handle Femoral Canal Finder Rasp

MODIFIED DESIGN Underside Rasp
Rasp on curve underside and sides, smooth on topside

PRODUCT NO:

4989 [Modified Rasp]

Overall Length: 9" (22,9 cm)
Curved Rasp Portion: 4" (10,2 cm)



MODIFIED DESIGN: Underside Rasp
Rasp on curve underside and sides,
smooth on topside

Rockowitz T-Handle Femoral Canal Finder Rasp

Designed to sound the femoral canal prior to stem broaching, especially useful to help start the broach path during the direct anterior approach

ORIGINAL DR. ROCKOWITZ DESIGN with Topside Rasp
Rasp on curve topside and sides, smooth on underside

PRODUCT NO:

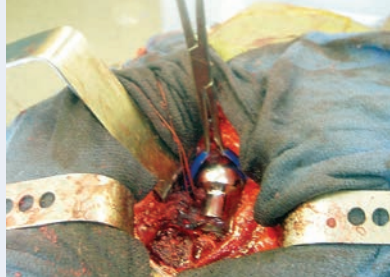
4990

Overall Length: 9" (22,9 cm)
Curved Rasp Portion: 4" (10,2 cm)

Designed by Neal L. Rockowitz, MD



ORIGINAL DR. ROCKOWITZ DESIGN
with Topside Rasp
Rasp on curve topside and sides,
smooth on underside



Coated



Modular Head Holder

Designed to hold 22 mm to 36 mm heads for ease of insertion in minimally invasive THR

Head holding ends are plastic coated to help eliminate any damage to the implant. Available in two lengths. Steam and gas sterilizable.



PRODUCT NO'S:

8290-01
Overall Length: 7" (17,8 cm)
8290-02
Overall Length: 9" (22,9 cm)

Designed by Byron E. Dunaway, MD & Wayne Goldstein, MD



Coated



Taper Head Impactor

Designed to impact a modular head during minimally invasive THR

The impactor has a protective coating to interface against the implant to help prevent damage while seating the implant. Can be used with 22 mm to 36 mm heads. Steam and gas sterilizable.

PRODUCT NO:

7840
Overall Length: 12" (30,5 cm)



Designed by Byron E. Dunaway, MD & Wayne Goldstein, MD

Delrin




Offset Cup Liner Inserter

Offset to improve visualization and for mis hip surgery

PRODUCT NO'S:

5032 [32 mm]
Head Diameter: 32 mm
Overall Length: 16.25" (41,3 cm)
5036 [36 mm]
Head Diameter: 36 mm
Overall Length: 16.25" (41,3 cm)
5038 [38 mm]
Head Diameter: 38 mm
Overall Length: 16.25" (41,3 cm)



Delrin

Curved Femoral Head Impactor

Allows for in-line femoral head impaction during minimally invasive THR

The curved offset handle allows the head impactor to be slid under the skin of a small incision, and helps provide hand-held stability and maneuverability within the wound, while the impaction platform is easily accessible outside the wound. The impaction disc is made of delrin, which helps prevent marring and scratching of components.

PRODUCT NO:

3644
Overall Length: 7.25" (18,4 cm)



Designed by Amiee Zirpel


Paprosky Acetabular Spreader

Designed to distract an acetabular discontinuity


PRODUCT NO:
1879

Overall Length: 12" (30,5 cm)
Pads: 14 mm x 22 mm

Designed by Wayne Paprosky, MD



New!



Whelan Double-Ended Suture Wire Passer

Passer guide and malleable passer designed to pass suture wires around a bone

The passer guide is placed around the bone, and the thin malleable passer is inserted at the handle end and follows the grooved passer around. The suture wire (up to 18 gauge) is attached to the keyholed end of the passer, which can then be reversed out of the passer, drawing the suture wire around the bone.

PRODUCT NO'S:
8300-00 [Set]

Also available individually:

8300-01 [Passer Guide]

Overall Length: 8.125" (20,6 cm)
Outside Width: 9 mm
Inside Groove Width: 6.5 mm

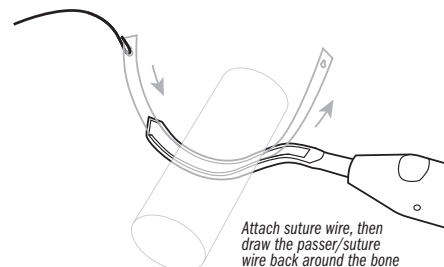
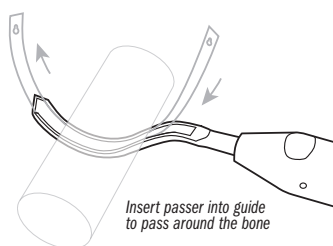
8300-02 [Passer]

Overall Length: 7.5" (19,1 cm)
Width: 4.6 mm

Designed by E. J. Whelan, III, MD



Set includes Passer Guide and two Passers.



Flexible Ball Nose Reamer

Designed for safe and effective use in removing pedestal formation in the femoral and tibial canals

Recommended for use with a guide wire.
Cannulated to allow guide wire use.

PRODUCT NO:
2628

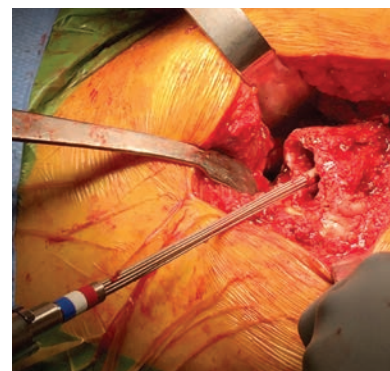
Overall Length: 10" (25,4 cm)
Reamer Diameter: 7,5 mm



Designed by Stu Allen



New!





Browner Wire Tightener

Wire is passed through the distal arm hole and into the separate drum holes, and can then be tightened and rotated before being cut with a wire cutter



PRODUCT NO:

8251

Overall Length: 6" (15,2 cm)

Width: 3.75" (9,5 cm)

Wire Hole Diameters: .125" (3,2 mm)

Designed by Bruce D. Browner, MD



DMP Wire Tightener

Used to hand tighten a cerclage wire around a bone

Now with four wire holes — two for up to 20 gauge wires, and two for up to 18 gauge wires. T-Handle end is used to hand tighten a wire.

PRODUCT NO:

8729

Overall Length: 4.5" (11,4 cm)

Handle Width: 2.625" (6,7 cm)

End Diameter: 15 mm




Designed by DMP



Incavo Wire Passer

Used for passing multiple cerclage wires around bone



Designed to pass multiple cerclage wires around a bone during a multiple wire wrap procedure.

Designed by Stephen J. Incavo, MD

PRODUCT NO'S:

8610-01 [Small]

Overall Length: 7.5" (19,1 cm)

Accepts Wire Up To: 4 mm (5/32")

8610-02 [Large]

Overall Length: 8.675" (21,3 cm)

Accepts Wire Up To: 4 mm (5/32")



Namba Hip Slide

Safely glides femoral heads into the acetabulum — essential for ceramic heads

Helps reduce a femoral head trial and implant into the acetabulum during total hip surgery. Manufactured of delrin to help eliminate damage to the implant. Can be steam or gas sterilized and is radiolucent. Three sizes to accommodate different diameter heads.

PRODUCT NO'S:

Overall Length: 12" (30,5 cm)

6890 For 22-40 mm heads

6891 For 40-48 mm heads

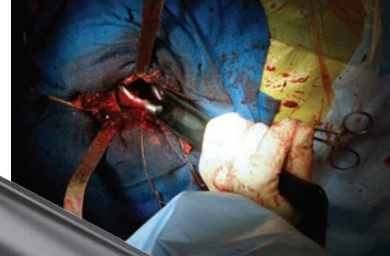
6892 For 50-60 mm heads

Designed by Robert S. Namba, MD



*Smallest size
now accommodates
up to 40 mm*

*Facilitates MIS hip
replacement procedures*



Tissue Protector

Helps protect tissue when a straight reamer is being used

Designed to be used when a straight reamer is being used in a bone canal. Very useful in minimally invasive total hip arthroplasty.



PRODUCT NO'S:

5480-01

Inside Diameter: 1,9 cm

Overall Length: 6.5" (16,5 cm)

Tube Depth: 3.875" (9,8 cm)

5480-02

Inside Diameter: 2,4 cm

Overall Length: 6.5" (16,5 cm)

Tube Depth: 3.875" (9,8 cm)



Lombardi Taper Cleaner

Designed to help clean a hip stem taper of corrosive byproducts prior to placement of the new femoral head

PRODUCT NO'S:

Overall Length: 2.125" (5,4 cm)

Outside Diameter: 1" (2,54 cm)

8034 Short Taper 11/12 mm

8034-01 Long Taper 11/13 mm


8035-01 11/13 mm

8035-02 12/14 mm

8035-03 14/16 mm

Designed by

Adolph V. Lombardi Jr., MD



Clear Vision Debris Shield

Provides a degree of restriction from flying debris or liquid during surgery

Held between the surgical site and the operating personnel, the shield provides a clear undistorted view, while helping to protect the patient and personnel from possible contamination. The reamer-slotted version allows the shield to straddle a reamer shaft or drill bit, allowing the shield to be closer to the incision. The shield is autoclavable and gas sterilizable in a flat position.

PRODUCT NO'S:

Shield Dimensions: 8" x 10.25" (20,3 cm x 26 cm) (not incl. handle)

8031-01 [Without Reamer Slot]

8033-01 [With Reamer Slot]

Designed by R. Barry Sorrells, MD



New!

Huddleston Femoral Head Removers

Designed to help lever a femoral head out of the acetabulum in standard and anterior approach total hip replacement

PRODUCT NO'S:

3608 [Sharp]
Overall Length: 10.5" (26,7 cm)
Scoop Length: 3" (7,6 cm)
Scoop Width: 29 mm

3609 [Dull]
Overall Length: 10.5" (26,7 cm)
Scoop Length: 3" (7,6 cm)
Scoop Width: 29 mm

Designed by H. Dennis Huddleston, MD



Dull

Sharp


New!

Blair Acetabular Cup Positioner

Designed to help adjust the position of an acetabular cup

**PRODUCT NO:**

4159
Overall Length: 11.5" (29,2 cm)
Shaft Offset: 1" (2,54 cm)
Head Diameter: 1.75" Inside (4,4 cm) / 2" Outside (5,1 cm)

**New!**

Femoral Head Disengaging Punch

Designed to help protect the femoral stem trunion while removing the femoral head

The delrin pad helps prevent scratching of the femoral stem trunion. The punch angle allows for better striking force to help break the taper of the head and stem.

PRODUCT NO:

8626
Overall Length: 9" (22,9 cm)
Shaft Diameter: .5" (12,7 mm)
Punch Platform Offset Angle: 30°
Punch Platform Delrin End: 10 mm x 20 mm



Designed by Brandon Thompson, CST/CFA




Femoral Head Removal Clamp

Firmly locks onto a resected femoral head during total hip, hip fracture, and MIS total hip surgery

Designed to firmly lock onto a resected femoral head during total hip surgery or hip fracture. Narrow design is also useful in minimally invasive total hip surgery with limited access to the femoral head.

PRODUCT NO:

3680
Overall Length: 10.75" (27,3 cm)



O'Reilly Femoral Head Extractor

Designed to help remove the femoral head—during THA, MIS Direct Anterior THA, and hip fracture surgery/hemiarthroplasty

The perpendicular osteotome blades help provide purchase in osteoporotic bone, while the central osteotome provides a visual estimate of the instrument's depth of penetration to avoid acetabular injury with use during hemiarthroplasty.

The handle helps obtain rotational torque needed to rotate and dislocate the femoral head in direct anterior hip arthroplasty.

PRODUCT NO.'S:

3675 [Large]

Overall Length: 9.5" (24,1 cm)

Hammer Platform Diameter: 1.125" (2,9 cm)

Width at End: 1.1" (2,8 cm)

3674 [Small]

Overall Length: 9.5" (24,1 cm)

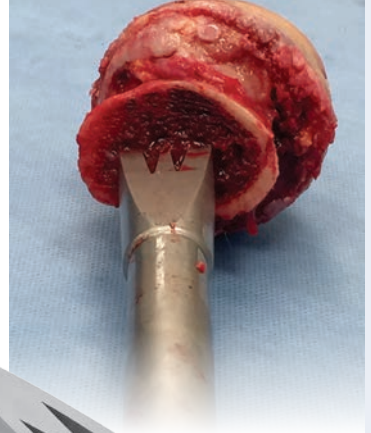
Hammer Platform Diameter: 1.125" (2,9 cm)

Width at End: .75" (1,9 cm)



Designed by Michael P. O'Reilly, MD

Small version designed modification by Tarum Bhargava, MD



Expanding Cannulated Corkscrew Femoral Head Remover

Designed with internal blades which can be expanded from the inside out to better engage a femoral head for successful removal

- Can be inserted with hand pressure or with tap and turn method
- Engagement blades are aligned perpendicular to the T-handle


PRODUCT NO:

3710

Overall Length: 10.5" (26,7 cm)



Designed by Tim Seachris



Engagement blades expanded

Engagement blades not expanded

Femoral Head Removal Pin

Used to help remove a femoral head during total hip surgery

Partial threaded pin can be used to help remove a femoral head during total hip surgery. The pin is especially helpful in minimally invasive total hip surgery where access to the femoral head is limited. The pin is attached to a pin driver which clamps onto a Jacob chuck. When the pin is drilled in place, the driver is easily removed from the pin, as the pin is held by a friction ring. The head can be removed by gripping the pin by hand or by using a large pin inserter/extractor.

PRODUCT NO.'S:

1310 [Pin]

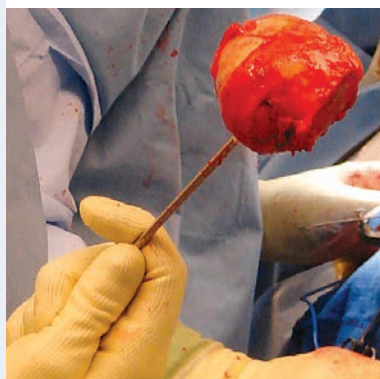
Overall Length: 9" (22,9 cm)

Diameter: 5/32" (4 mm)

Optional Inserters/Extractors:

1205 [Pin Driver]

3030 [Pin Inserter/Extractor]



Pin Driver

Pin Inserter/Extractor





STABILIZE HEAD

INSERT/ENGAGE CORKSCREW

REMOVE HEAD

Rivero Anti-Rotation Corkscrew Femoral Head Remover

Designed to help prevent rotation while engaging a femoral head for removal

The sharp-toothed sleeve can be tapped in to help provide purchase of the femoral head, then held to help prevent rotation as the super-threaded corkscrew is turned to engage the head for removal.

PRODUCT NO'S:

3705 [Corkscrew & Sleeve Set]
Overall Length: 10" (25,4 cm)

Individual Instruments:

3705-01 [Corkscrew Only]
Overall Length: 10" (25,4 cm)

3705-02 [Sleeve Only]
Overall Length: 8" (20,3 cm)

Designed by Dennis Rivero, MD



Rivero Extra Grip Femoral Head Removers

Used to remove the femoral head during total hip arthroplasty or fracture surgery


PRODUCT NO'S:

3706 [Hudson-style Quick-Connect]
Overall Length: 8.5" (21,6 cm)

3707 [T-Handle]
Overall Length: 8.75" (22,2 cm)



Modified by Dennis Rivero, MD




Femoral Head Removers

Used to remove the femoral head during total hip arthroplasty or fracture surgery

PRODUCT NO'S:

3688 [Hudson Style Quick-Connect]
Overall Length: 8.5" (21,6 cm)

3690 [T-Handle]
Overall Length: 8.75" (22,2 cm)



Verner Corkscrew Femoral Head Remover

Used to remove the femoral head during total hip arthroplasty or fracture surgery

Designed so the threads engage the head under power and draws the corkscrew in until the head begins to turn.

The extra long shaft keeps the power reamer out of the operative site for better visualization and improves the lever arm when pivoting the head out of the acetabulum. The grip ring allows the surgeon to pull head out of acetabulum and soft tissue envelope when disengaged from the power reamer.

PRODUCT NO:

3698
Overall Length: 12.25" (31,1 cm)



Designed by James J. Verner, MD & Andy Lytle

Extra Long Rongeur

Helpful in minimally invasive total hip surgery by keeping hands out of the field of view

PRODUCT NO'S:

1771-01

Jaw Bite: 5 x 16 mm
Overall Length: 14" (35,6 cm)


1771-02

Jaw Bite: 8 x 16 mm
Overall Length: 14" (35,6 cm)

1771-03

Jaw Bite: 12 x 16 mm
Overall Length: 14" (35,6 cm)

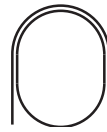
MADE FOR INNOVED IN
GERMANY



5 x 16 mm



8 x 16 mm



12 x 16 mm

Mazzara Pistol Grip Extra Long Rongeur

Pistol Grip handle lessens hand fatigue and slippage, and allows for better visualization

PRODUCT NO:

1768-02

Jaw Bite: 8 x 16 mm
Overall Length: 12.5" (31,8 cm)
Shaft-to-End Length: 6" (15,2 cm)

Designed by James T. Mazzara, MD



Mazzara Rongeur with Pistol Grip Handle

Pistol Grip handle lessens hand fatigue and slippage, and allows for better visualization

PRODUCT NO'S:

1765-01

Jaw Bite: 5 x 14 mm
Overall Length: 10" (25,4 cm)

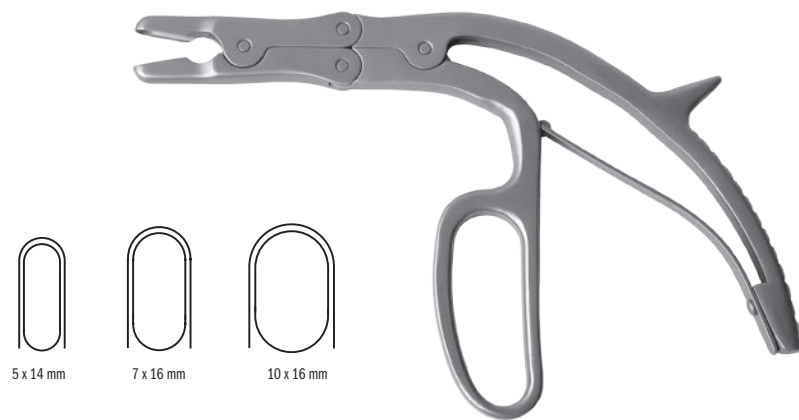
1765-02

Jaw Bite: 7 x 16 mm
Overall Length: 10" (25,4 cm)

1765-03

Jaw Bite: 10 x 16 mm
Overall Length: 10" (25,4 cm)

Designed by James T. Mazzara, MD



5 x 14 mm



7 x 16 mm



10 x 16 mm

Ortho Rongeur with Easy Grip Handle

Offset handle lessens hand fatigue and slippage, and allows for better visualization

Offset handle gives better gripping power and helps reduce hand fatigue. Finger grooves help to prevent hand slippage. The offset handle also allows for better visualization. Available in three jaw bite sizes.

PRODUCT NO'S:

1780-01

Jaw Bite: 5 x 14 mm
Overall Length: 8.75" (22,2 cm)

1780-02

Jaw Bite: 7 x 16 mm
Overall Length: 8.75" (22,2 cm)

1780-03

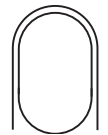
Jaw Bite: 10 x 16 mm
Overall Length: 8.75" (22,2 cm)



5 x 14 mm

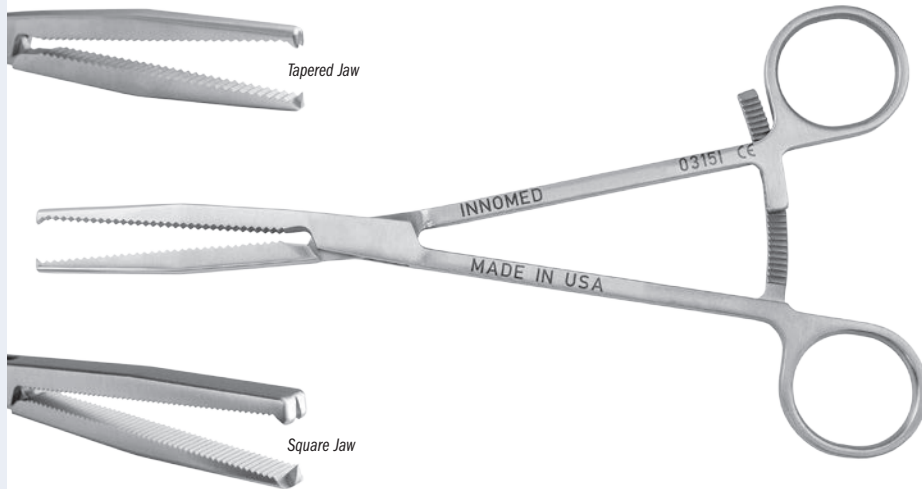


7 x 16 mm



10 x 16 mm





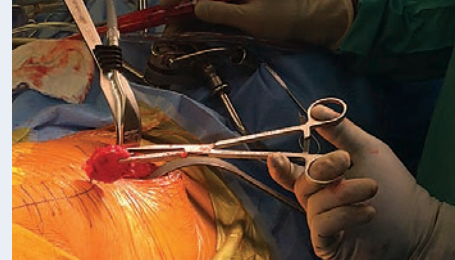
Tapered Jaw

Square Jaw



Long Jaw Rongeur Shown

Jaw widths at actual size



Powers Modified Kocher Clamps

Heavier design allows for a firmer grasping of bone and soft tissues

PRODUCT NO'S:

1813 [Tapered Jaw]
Overall Length: 8.25" (21 cm)
Law Length: 2.5" (6,4 cm)

1814 [Square Jaw]
Overall Length: 8.25" 21 cm)
Law Length: 2.5" (6,4 cm)

Designed by Mark Powers, MD



Hannum Grasper

Teeth in jaw firmly holds bone and tissue

Non-locking design can be easily gripped while allowing greater pressure to be applied.

Used for dissection(to preserve)/or removal of the anterior capsule, removal of the labrum, or other soft tissue around the acetabulum prior to cup implantation. Also used to release the capsule to expose the femur for placement of the femoral stem. Long, low profile helps facilitate working through a small incision without disrupting vision.

Available in three jaw sizes: short jaw for holding bone, medium jaw for smaller bones, and long jaw for tissue.

PRODUCT NO'S:

1775-01 [Short Jaw]
Jaw Width: 8 mm
Overall Length: 9.25" (23,5 cm)

1775-02 [Medium Jaw]
Jaw Width: 5 mm
Overall Length: 9.25" (23,5 cm)

1775-03 [Long Jaw]
Jaw Width: 3 mm
Overall Length: 9.25" (23,5 cm)

Designed by Scott Hannum, MD



Angled Capsule Scissors

Angled scissors allow a greater range of capsular access

PRODUCT NO'S:

3079 [45°]
Overall Length: 9.5" (24,1 cm)
Scissor Angle: 45°

3082 [20°]
Overall Length: 10" (25,4 cm)
Scissor Angle: 20°

45° Scissors designed by James B. Stiehl, MD



Mongold Capsule Knife

Designed to reach behind the femoral head to release the capsule ligament

PRODUCT NO:
4115
Overall Length: 7.75" (19,7 cm)
Blade Diameter: 2" (5,1 cm)
Blade Width: .5" (1,3 cm)



Designed by Evie Mongold, MD



Wagner Osteotome Handle

Handle is designed for easier gripping, rotational control, and use with a standard 1/4" Lambotte osteotome

Osteotome not included.

PRODUCT NO'S:
5348 [Handle Only]
Overall Length: 5.5" (14 cm)
5348-01 [1/4" Osteotome Only]
Overall Length: 8.875" (22,5 cm)

Handle designed by
Russell Wagner, MD



Modified Lambotte Osteotomes

Designed with a striking platform, plus a cross-bar hole to help control rotational stability and assist with removal

Six sizes from 1/4" to 1-1/2" in 1/4" increments. Cross-bar and case included in set. Two smallest sizes have an 1/8" hole in which an 1/8" pin can be used as a cross bar (not included).

PRODUCT NO'S:
5350-00 [Set w/Case]
Also Available Individually:
5350-25 [1/4"]
Overall Length: 9" (22,9 cm)
Osteotome Width: .25" (6,4 mm)
5350-50 [1/2"]
Overall Length: 9" (22,9 cm)
Osteotome Width: .5" (12,7 mm)
5350-75 [3/4"]
Overall Length: 9" (22,9 cm)
Osteotome Width: .75" (19 mm)
5350-100 [1"]
Overall Length: 9" (22,9 cm)
Osteotome Width: 1" (25,4 mm)
5350-125 [1-1/4"]
Overall Length: 9" (22,9 cm)
Osteotome Width: 1.25" (31,8 mm)
5350-150 [1-1/2"]
Overall Length: 9" (22,9 cm)
Osteotome Width: 1.5" (38,1 mm)
5350-CASE [Case]
5350-CB [Cross Bar]



Cement Packer & Trimmer

PRODUCT NO:
4995
Overall Length: 9.75" (24,8 cm)

Designed by Harlan C. Amstutz, MD

MADE FOR INNOMED IN
GERMANY



Mueller Style Hip Instruments

PRODUCT NO'S:

6865-01 [Flat Blade Osteotome]
Overall Length: 11.125" (28,3 cm)
Osteotome Width: 20 mm

6865-02 [Femoral Head Dislocation Lever]
Overall Length: 11.375" (23,8 cm)
Scoop Dimensions: 25 mm x 57 mm

6865-03 [Narrow Curved Osteotome]
Overall Length: 12" (30,5 cm)
Osteotome Width: 9 mm

6865-04 [Wide Curved Osteotome]
Overall Length: 12" (30,5 cm)
Osteotome Width: 16 mm

6865-05 [Swan Neck Curved Gouge]
Overall Length: 12" (30,5 cm)
Gouge Width: 23 mm

5350-CB [Cross Bar]



Lambotte Osteotomes with Handle

*Handle allows for better control,
reducing rotation during use*

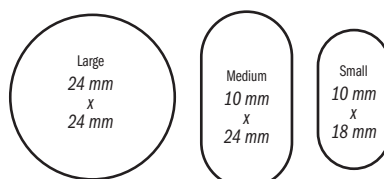
Designed with a handle for better control, which helps reduce rotation of the osteotome during use. The handle also provides a larger striking area for use with a mallet. Stainless steel shafts available both straight and curved.

PRODUCT NO'S:

Designed by John Cherf, MD

5250-01 [Straight]
Blade Width: .25" (6,3 mm)
Overall Length: 13" (32,8 cm)
Handle Length: 4.5" (11,4 cm)

5260-01 [Curved]
Blade Width: .25" (6,3 mm)
Overall Length: 13" (32,8 cm)
Handle Length: 4.5" (11,4 cm)



Curette Ends at Actual Size



Large Bone Curettes

*Designed with a 8 mm diameter shaft allowing
better visualization into the medullary canal*

The contoured handle is designed to keep the curette from slipping in the surgeon's hand and for better control. The Angled Large Curette is designed for use in the acetabulum or exposed bone. The 10.5" (26,7 cm) shaft is 5/16" (8 mm) in diameter and has a contoured handle.

PRODUCT NO'S:

5160 [Set of 1 each including Case]

Individual Instrument Dimensions:
Overall Length: 15" (38,1 cm)
Handle Length: 4.5" (11,4 cm)

5160-01 [Angled Small]
Curette End: 10 mm X 18 mm

5160-02 [Straight Small]
Curette End: 10 mm X 18 mm

5160-03 [Angled Medium]
Curette End: 10 mm X 24 mm

5160-04 [Angled Large]
Curette End: 24 mm X 24 mm

5160-05 [Straight Medium]
Curette End: 10 mm X 24 mm



Cherf Leg Holder

Supports the lower extremity for prepping before knee or hip surgery

Useful for all lower extremity procedures and is particularly helpful for supporting the leg with the patient positioned in the lateral position. By holding the foot/ankle in an externally rotated position, the knee can be locked into extension which helps eliminate the need for manual support.

May also be used to support the limb for surgical patients in the supine position such as for knee and foot/ankle procedures.

PRODUCT NO'S:

2270

Replacement Parts:

4150-PD3 [Set of 3 Small Pads]



Designed by John Cherf, MD



Capello Patient Positioner

Provides stable positioning of a patient during hip procedures

Optional two-piece board construction allows for easier use and storage. Includes: Board, Gel Pad, (4) 6" Pegs, (4) 9" Pegs, (2) Stabilizing Clamps, (2) Table Clamps. All gel pads, pegs and peg height extensions can be used with existing peg boards. The board is also available in a one-piece design.

PRODUCT NO'S:

4090 [Set with 2-Piece Board]

4095 [Set with 1-Piece Board]

Optional & Replacement Parts:

4090-PB [2-Piece Positioning Board]

4095-PB [1-Piece Positioning Board]

4090-06 [6" (15,2 cm) Peg]

4090-08 [9" (22,9 cm) Peg]

4090-SC [Stabilizing Clamp]

4090-01 [Large Gel Pad]


4090-EXT [Peg Extension]

4090-02 [Peg Gel Pad]

9120 [Table Clamp]



Designed by William Capello, MD



Board Dimensions: 47" x 18.75" (120 cm x 47,6 cm)



Two-piece board design with interlocking board pieces for easy handling

Also available in a one-piece design



Optional Peg Pad

Optional Peg Extension

Large Patient Peg Board Positioner Post Assembly

Especially helpful with large patients where reaching the a.s.i.s. is needed for stabilization

PRODUCT NO'S:

4150-10P [Complete Set]

Assembly Set Includes:

4090-03 [Post Assembly Adapter]

4150-10B [10" (25,4 cm) Post with 2 Pads]


4150-EXT [2" (5,1 cm) Spacer with 4" (10,2 cm) Knob]

4150-EXT4 [4" (10,2 cm) Spacer with 6" (15,2 cm) Knob]

The peg board positioner is available separately and is not included with this assembly set.



Designed by Paul Ramsey, MD



Post Assembly Adapter




Thornberry Hip Positioner

Designed to be adjustable yet sturdy, and is especially helpful when stabilizing a large patient during total hip and revision surgery

The Thornberry Hip Positioner is designed to attach directly to the operating table utilizing existing table clamps, or the Innomed #2595 Table Clamps, which are not included.

The upper arm assembly can be adjusted for height. Both arms include a push-button to allow the pad platform to swivel and lock into any of three fixed positions. The tall 18" post also includes a push-button to allow the post/arms unit to swivel and lock into any of three fixed positions.

The complete unit is autoclavable except for the foam pads. The pads are made of semi-dense foam to help prevent pressure points and are sealed with a washable coating. The coating also helps to lessen the possibility of skin breakdown.



Positioner consists of:

Front Support Unit

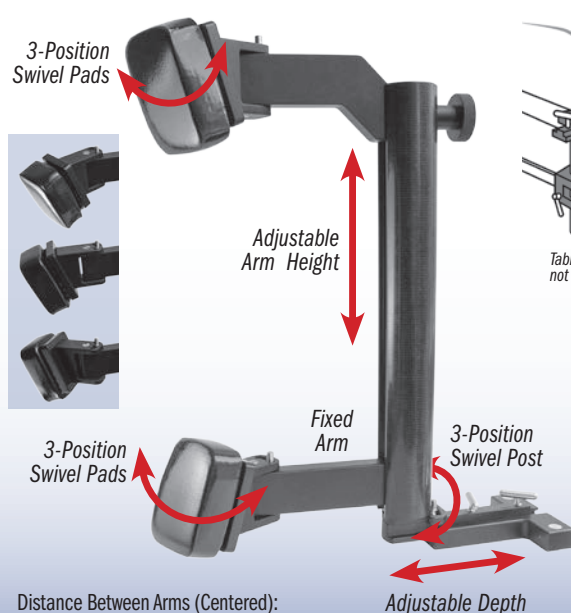
One 18" post assembly with a lower arm and swiveling pad platform, one upper arm assembly with a swiveling pad platform, one post knob, two pads, and one double table attachment.

Back Support Unit

One 7" post assembly, one post knob, one pad plate, one pad, one slider, and one double table attachment.



It may be necessary to place the Double Table Attachment(s) 180°—sticking out from the table—to accommodate the large patient, as shown at above.



Distance Between Arms (Centered):
8.5" (21,6 cm) Minimum,
17.25" (43,8 cm) Maximum

PRODUCT NO'S:

4160-00 [Complete Set]

Items Included in Set:

4160-07 [7" (17,8 cm) Back Support Post]

4160-18 [18" (45,7 cm) Post w/Fixed Lower Arm]

4160-AA [Adjustable Upper Arm]

4160-DTA [Double Table Attachment]

Two (2) included with set; One (1) only with this number

4160-PB [Post Knob]

Two (2) included with set; One (1) only with this number

4150-P [Pad Plate for Back Support]

4150-PD3 [Set of Three (3) Pads]

4150-S [Back Support Slider]

Optional Items:

2595 [Table Clamp] One only with this number

Designed by Robert L. Thornberry, MD



Wixson Hip Positioner

Provides stable positioning of a patient during hip surgery



The Wixson Hip Positioner is used for stable positioning of a patient during total hip and revision surgery. It is designed to be placed on top of the operating table.

The base plate is rubber-backed to reduce slipping on the table. The uprights can easily be slid in and out of the multiple slots in the plate for desired positioning and locked into position with the locking bolt. The complete upright assembly is radiolucent.

The upright pads and the base plate pad are made of semi-dense foam to help prevent pressure points and are sealed with a washable coating. The coating also helps to lessen the possibility of skin breakdown.

The hip positioner consists of: One 10" post with double pads, one 6" post with a single pad, one 20" base plate, one base plate pad, two 2" spacers, one 4" knob, and one 6" knob.

The spacers and longer knobs are supplied for use with larger patients: use one spacer with the 4" knob, or combine the two spacers to use with the 6" knob.

The pad assembly can be adjusted for additional height and width. The upright posts are modular. The complete unit is radiolucent and autoclavable except for the foam pads.

PRODUCT NO'S:

4050

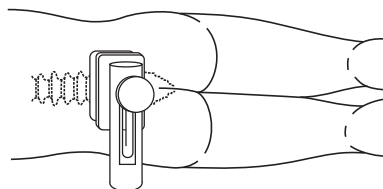
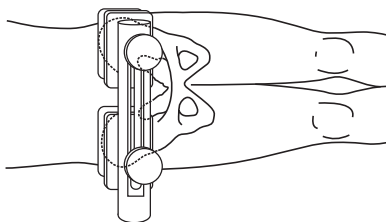
Optional & Replacement Parts:

4150-C	[2" (5,1 cm) Spacer]
4150-C4	[4" (10,2 cm) Spacer]
4150-EK	[4" (10,2 cm) Knob] For use with 2" Spacer
4150-EK4	[6" (15,2 cm) Long Knob] For use with two 2" Spacers or one 4" Spacer
4150-EK6	[8" (20,3 cm) Long Knob] For use with one 2" Spacer and one 4" Spacer
4150-EXT	[2" Spacer with 4" Knob]
4150-EXT4	[4" Spacer with 6" Knob]
4150-EXT6	[4" and 2" Spacer with 8" Knob]
4150-O6	[6" (15,2 cm) Post]
4150-O8	[8" (20,3 cm) Custom Post]
4150-O9	[9" (22,9 cm) Custom Post]
4150-10	[10" (25,4 cm) Post]
4150-12	[12" (30,5 cm) Custom Post]
4150-14	[14" (35,6 cm) Custom Post]
4150-PD3	[Set of 3 Small Pads]
4050-LPD	[Large Pad]
4050-BP	[20" (50,8 cm) Wide Baseplate]
4050-BP24	[24" (61 cm) Custom Wide Baseplate]

Designed by R.L. Wixson, MD



Baseplate Dimensions: 20" x 11.25" (50.8 cm x 28,6 cm)



Optional Hip Positioner Parts:

14" (35,6 cm) Custom Post



12" (30,5 cm) Custom Post



9" (22,9 cm) Custom Post



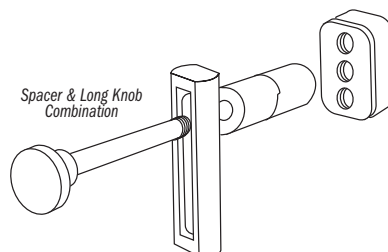
8" (20,3 cm) Custom Post



4" (10,2 cm) Spacer



2" (5,1 cm) Spacer



8" (20,3 cm) Knob



6" (15,2 cm) Knob



4" (10,2 cm) Knob



Multi-Adjustment Hip Positioner

Provides stable positioning of a patient during hip surgery

Multi-adjustment arms allow the positioner to be adjusted to fit all sizes of patients. Extra attachment allows for more versatility of placement. Especially helpful with large patients where reaching the a.s.i.s. is needed for stabilization.

PRODUCT NO'S:

4030

Replacement Parts:

4150-PD2 [Set of 2 Small Pads]



Stulberg Hip Positioner

Provides stable positioning of a patient during hip surgery



The Stulberg Hip Positioner is used for stable positioning of a patient during total hip and revision surgery. It is designed to attach directly to the operating table utilizing the existing table adapters.

The upright pads are made of semi-dense foam to help prevent pressure points and are sealed with a washable coating. The coating also helps to lessen the possibility of skin breakdown.

The hip positioner consists of: One 10" post assembly with double pads and one 6" post assembly with a single pad, two 2" spacers, one 4" knob, one 6" knob, and two table attachments.

The spacers and longer knobs are supplied for use with larger patients: use one spacer with the 4" knob, or combine the two spacers to use with the 6" knob.

The pad assembly can be adjusted for additional height and width. The upright posts are modular. The complete unit is radiolucent and autoclavable except for the foam pads and the storage case.

PRODUCT NO'S:

4150-00

Optional & Replacement Parts:

4150-C [2" (5,1 cm) Spacer]

4150-C4 [4" (10,2 cm) Spacer]

4150-EK [4" (10,2 cm) Knob]

For use with 2" Spacer

4150-EK4 [6" (15,2 cm) Long Knob]

For use with two 2" Spacers or one 4" Spacer

4150-EK6 [8" (20,3 cm) Long Knob]

For use with one 2" Spacer and one 4" Spacer

4150-EXT [2" Spacer with 4" Knob]

4150-EXT4 [4" Spacer with 6" Knob]

4150-EXT6 [4" and 2" Spacer with 8" Knob]

4150-06 [6" (15,2 cm) Post]

4150-08 [8" (20,3 cm) Custom Post]

4150-09 [9" (22,9 cm) Custom Post]

4150-10 [10" (25,4 cm) Post]

4150-12 [12" (30,5 cm) Custom Post]

4150-14 [14" (35,6 cm) Custom Post]

4150-PD3 [Set of 3 Small Pads]

4150-TA [Table Attachment]

9002 [Storage Case]

Designed by S. David Stulberg, MD



Storage Case
Included

Wixson/Stulberg Anterior Trunk Support


Helps protect the chest and shoulders from slumping forward during total hip surgery

PRODUCT NO:

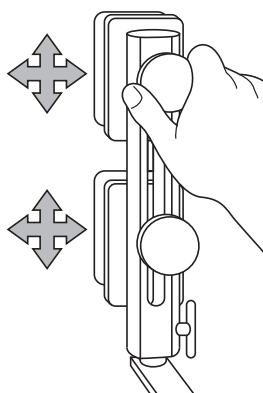
4110



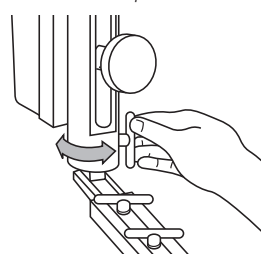
Designed by R.L. Wixson, MD and S. David Stulberg, MD



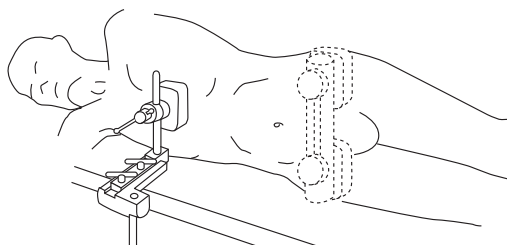
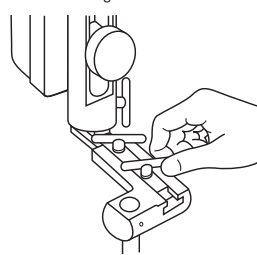
The pads can be adjusted for height and width.



The upright assembly can be rotated and locked in place.



The upright assembly adjusts by a sliding track to accommodate various sized patients. It is locked in the sliding track by tightening one or two locking bolts.



Whelan Hip Stem Extractor

Designed to lock onto and remove a femoral hip stem after the modular head has been removed

Extraction normally requires two bolts to be used to clamp onto, tighten, and extract the component. Four bolt holes, distributed evenly around the stem extractor, allow the surgeon to choose which holes will offer optimal access for placing and tightening the bolts.

PRODUCT NO'S:

4175-00 [Complete Set]

Individual/Replacement Parts:

4175-01 [Stem Extractor 13.5 mm]


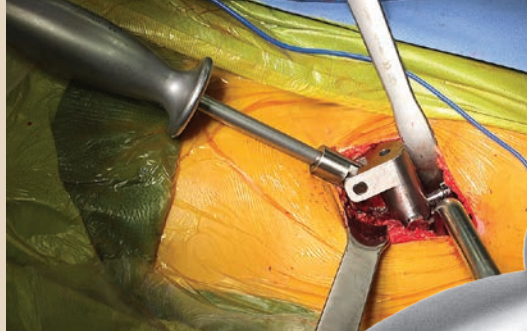
4175-W [Stem Extractor Wrench]

4175-03 [Replacement Bolts] Pair

3925 [Std. Slap Hammer] 3/8"-16 Thread Gauge



Designed by E. J. Whelan, III, MD



Easy Grip Slap Hammer

Designed to help cushion the surgeon's hand




PRODUCT NO'S:

3926 [Slap hammer with 16" Rod]

Also available individually:

3925-HS [Slap hammer only]

3925-A [16" Rod only]



Extractor Set Includes:

Stem Extractor, Wrench, (4) Bolts, Standard Slap Hammer

Whelan Extractor Strike Plate Attachment

A slap hammer alternate for extraction help

After attaching the unit to the extractor using the replaceable screw, the strike plate can be struck with the full force of a mallet to assist with component extraction.

PRODUCT NO'S:

3605-00 [Attachment Set]

Individual/Replacement Parts:


3605-01 [Strike Plate Unit Only]

Overall Length: 16" (40,6 cm)

Platform Size: 2" x 2" (5,1 cm x 5,1 cm)

3605-02 [Screws] Pair


Designed by
E. J. Whelan, III, MD



For use with any device that accepts a 3/8"-16 gauge thread



Attachment Set Includes: Strike plate unit and two (2) screws.



Original Extractor



Anterior Approach Extractor
 Extractor with the handle
 reversed designed primarily for
 anterior approach

Universal Modular Femoral Hip Component Extractor

*Helps remove a femoral hip stem after
 the modular head has been removed*



Designed to clamp onto the taper of a femoral hip stem after the modular head has been removed. The extractor is equipped with a swivel block for attachment of a slap hammer. The swivel block helps keep the slap hammer in line with the angle of the femoral stem. Includes standard slap hammer, #3925.

PRODUCT NO'S:

3610 [Original Extractor with
 Standard Slap Hammer #3925]

3610-R [Anterior Approach Extractor
 with Standard Slap Hammer #3925]

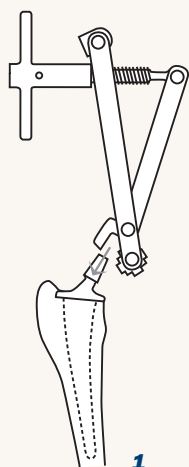
Optional/Individual Parts:

3610-01 [Original Extractor Only]

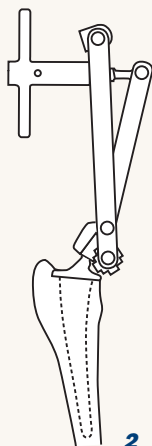
3610-R-01 [Anterior Approach Extractor Only]

3925 [Standard Slap Hammer]
 3/8"-16 Thread Gauge


3935 [Extra Large Slap Hammer]
 3/8"-16 Thread Gauge



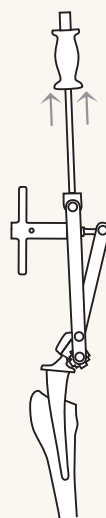
1



2



3



4

1 Open Extractor Jaws

The extractor is opened to accommodate any size taper on a modular head total hip stem.

2 Use T-Handle To Clamp Onto Taper

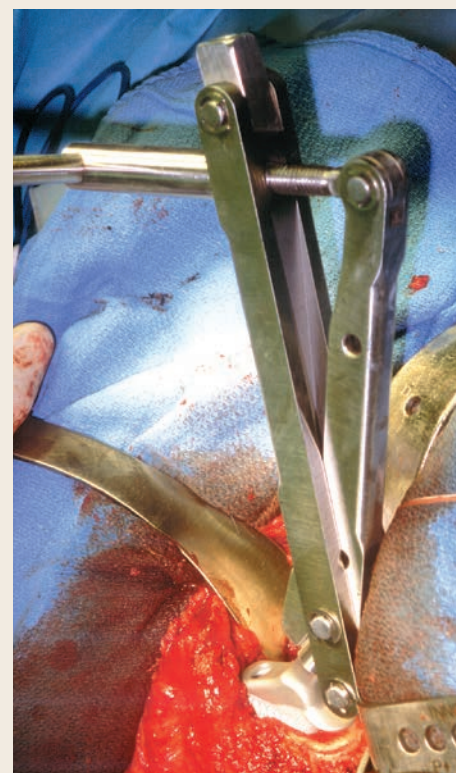
The taper is clamped between the rotating block and the taper anvil. Tightening the "T" handle holds a stem taper in place.

3 Attach Slap Hammer

The slap hammer is screwed into the swivel block. The slap hammer can be aligned with the stem utilizing the swivel block.

4 Use Slap Hammer To Remove Component

Extraction is carried out by the slap hammer or by utilizing a mallet on the hammer flares of the slap hammer.




Standard and Extra Large Slap Hammers

*For use with any device that accepts
 a 3/8"-16 gauge thread*

PRODUCT NO'S:

3925 [Standard Slap Hammer]
 3/8"-16 Thread Gauge

3935 [Extra Large Slap Hammer]
 3/8"-16 Thread Gauge



Atlatl Super Slap Hammer

Designed for when extra powerful slap hammer force is needed


Two silicone handle grips—included with the long version of the Atlatl—are repositionable, and removable for sterilization.

PRODUCT NO'S:


3924-L [Long]
Overall Length: 22" (55,8 cm)
Includes (2) 3924-RH Silicone Grip Handles
3924-S [Short]
Overall Length: 16" (40,7 cm)
3924-RH [Silicone Grip Handle]
Overall Length: 4" (10,2 cm)
3925-A [16" Slap Hammer Rod only]



Slap hammer rod not included.



With the long Super Slap Hammer, two handed force can be used to power the drive weight from bottom to top along the entire length of the slap hammer rod



For use with a 3/8" diameter slap hammer rod, including the Innomed #3925 & #3935 slap hammers on the following extraction instruments:

Hip - Femoral Component

3610	Universal Modular Hip Component Extractor - Standard
3610-R	Universal Modular Hip Component Extractor - Anterior
3611	Heck Anterior Modular Hip Component Extractor
4175-00	Whelan Hip Stem Extractor
S1202	Femoral Extraction Instrument - Loop
S1203	Femoral Extraction Instrument - J-Hook
S1203	Femoral Extraction Instrument - One-Piece

Hip - Acetabular Cup/Shell/Liner

3638	Lombardi Hip Cup Liner/Shell Extractor
3660	Gorski Hip Cup Extraction Hook - 6.5 mm
3665	Gorski Hip Cup Extraction Hook - 5.0 mm

Knee


3630	Tibial Knee Component Extractor
3920	Femoral Knee Component Extractor
3650	4 mm Tibia Tray Removal Hook
3655	8 mm Tibia Tray Removal Hook

Shoulder

3670	Nicholson Universal Humeral Prosthesis Extractor
------	--

General

3966	Large Bent Jaw OrthoVise
------	--------------------------



Easy Grip Slap Hammer

Textured silicone hammer designed to help cushion the surgeon's hand and maintain a solid grip

The textured silicone hammer helps to reduce the shock forces on the surgeon's hand during extraction procedures, and helps the surgeon to maintain a solid grip and prevent the hand from slipping.

PRODUCT NO'S:

3926 [Slap hammer with 16" Rod]
Also available individually:
3925-HS [Slap hammer only]
3925-A [16" Rod only]



Femoral Extraction Instruments

Designed to help in the removal of various types of femoral implants



PRODUCT NO'S:

S1202 [Loop Extractor with Standard Slap Hammer #3925]

S1202-01 [Loop Extractor Only]
Overall Length: 6.5" (16,5 cm)

S1203 [J-Hook Extractor with Standard Slap Hammer #3925]

S1203-01 [J-Hook Extractor Only]
Overall Length: 4.75" (12,1 cm)

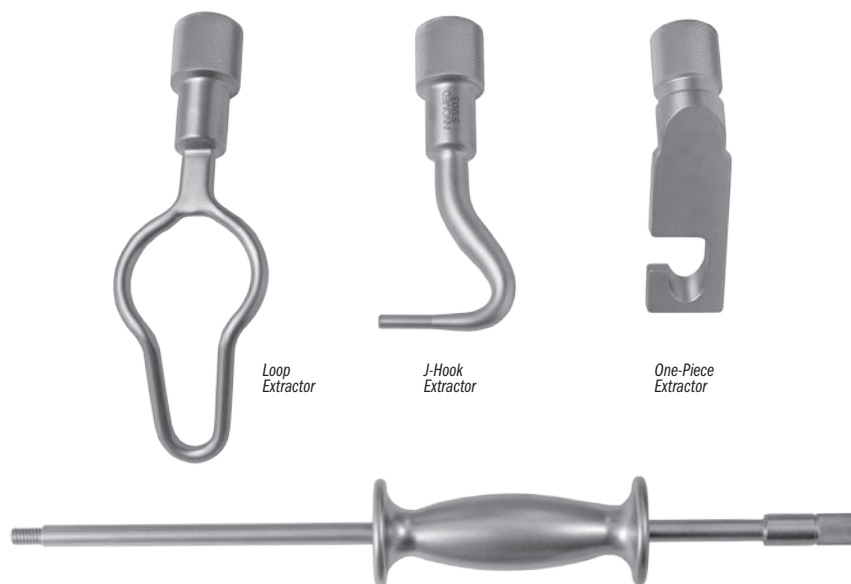
S1204 [One-Piece Extractor with Standard Slap Hammer #3925]

S1204-01 [One-Piece Extractor Only]
Overall Length: 4.125" (10,5 cm)

3925 [Standard Slap Hammer]
3/8"-16 Thread Gauge

Optional:

3935 [Extra Large Slap Hammer]
3/8"-16 Thread Gauge



Loop Extractor

J-Hook Extractor

One-Piece Extractor

Heck Anterior Modular Hip Component Extractor with Strikeplate

Strikeplate provides additional help to remove a femoral hip stem

In this process of placing the extractor over the neck and tightening the locking screw, the upper flange surface of the strikeplate can be hit to help engagement. The inferior flange surface of the strikeplate can be hit in a vertical fashion when the femoral component is particularly well engaged. The extractor is equipped with a swivel block for attachment of a slap hammer. The swivel block helps keep the slap hammer in line with the angle of the femoral stem. Includes standard slap hammer, #3925.

PRODUCT NO'S:

3611 [Extractor w/Std. Slap Hammer #3925]

Optional/Individual Parts:

3611-01 [Extractor Only]

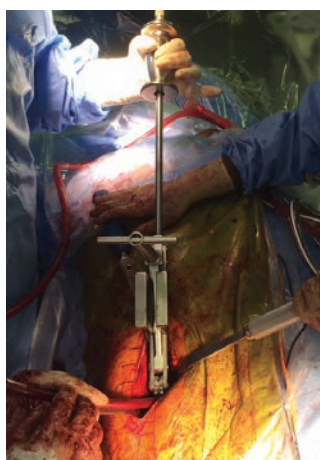
3925 [Standard Slap Hammer]
3/8"-16 Thread Gauge

3935 [Extra Large Slap Hammer]
3/8"-16 Thread Gauge

Designed by David Heck, MD



Strikeplate



Offset Punches

Helps in the removal of hip stems

Used to help remove a hip prosthesis stem via a window in the shaft of the femur. Two sizes of offsets allow the punches to be used to tap on a distal portion of the hip stem, after a window has been made in the femur below the tip of the stem.

PRODUCT NO'S:

5125-02 [Large Offset]
Overall Length: 11" (27,9 cm)
Punch End Offset: 32 mm
Punch End Diameter: 7 mm

5125-01 [Small Offset]
Overall Length: 11" (27,9 cm)
Punch End Offset: 13 mm
Punch End Diameter: 7 mm



Lombardi Hip Cup Liner/Shell Extractor

Used for removal of a total hip cup or liner

Expandable flanges are designed to bite into the polyethylene of a total hip cup. When the flanges have been expanded, a slap hammer is screwed into the extractor for removal. The extractor can also be used for removal of a metal hip cup shell if the shell has a groove around the rim for the flanges to lock into. Also very helpful for cemented cup extraction. Set includes standard slap hammer #3925.

PRODUCT NO:
3638-00 [Set]
Also Available Individually
3638-01 [Remover Only] Overall Length: 9.5" (24,1 cm)
3925 [Standard Slap Hammer] 3/8"-16 Thread Gauge

Designed by
Adolph V. Lombardi, MD




Easy Grip Slap Hammer

Designed to help cushion the surgeon's hand



PRODUCT NO'S:
3926 [Slap hammer with 16" Rod]
Also available individually:
3925-HS [Slap hammer only]
3925-A [16" Rod only]



Cannestra Cup Liner Removal Osteotomes

Designed to help remove a well-fixed acetabular cup liner

Ultra hard titanium nitride coating helps to extend life by increasing surface hardness, prolonging sharpness, and resisting chemicals and corrosion

PRODUCT NO'S:
4085-00 [Set of Three with Case]
Also Available Individually
4085-01 [Cross Blades] Overall Length: 8.5" (21,6 cm) Blade Diameter: 1.65" (42 mm)
4085-02 [Curved Lever] Overall Length: 8.5" (21,6 cm)
4085-03 [Single Blade] Overall Length: 8.375" (21,3 cm) Blade Diameter: 1.65" (42 mm)
1015 [Sterilization Case]

Designed by Vince
Cannestra, MD




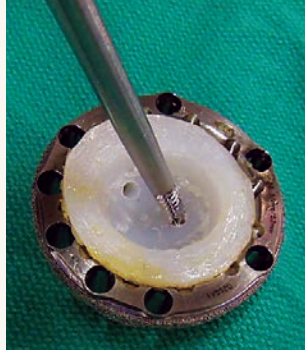
Kudrna Hip Stem Taper Protectors

Used to cover and protect the hip stem taper of a femoral component – especially helpful in cup revision surgery

PRODUCT NO'S:
1151 [11/13]
1152 [12/14]
1153 [14/16]

Designed by James Kudrna, MD





Poly Cup Liner Removal Drill

Threaded, aggressive, drill tipped tool designed to facilitate removal of an acetabular liner

When the flat-ended drill end reaches the metal of the acetabular cup, continue drilling and the liner will become engaged in the drill flutes and back off for removal.

PRODUCT NO:

4052

Overall Length: 6" (15,2 cm)



Designed by Keith R. Berend, MD

Star Metal Cup Liner Removal Impactor

Designed to help disengage the rim of a metal cup for removal

Low profile design can be used through a limited incision. Vibration from tapping the edge of the shell helps cause the liner to become disengaged for removal.

PRODUCT NO:

5014

Overall Length: 8" (20,3 cm)



Designed by Andrew M. Star, MD

Kudrna Cup Channel Chisel

Designed to help break the bone-prosthetic interface of well-fixed acetabular components being removed

Ultra hard titanium nitride coating helps to extend chisel life by increasing surface hardness, prolonging sharpness, and resisting chemicals and corrosion.

PRODUCT NO:

3686

Overall Length: 12" (30,5 cm)

Handle Length: 3.5" (8,9 cm)


Blade Width: 30 mm

Blade Depth: 15 mm

Designed by James C. Kudrna, MD



New!



CupX Blade Contour Checking Templates

Designed for checking the contour of a CupX blade after use to evaluate arc accuracy

INDIVIDUAL CONTOUR TEMPLATES			
5200-42G	42 mm	5200-62G	62 mm
5200-44G	44 mm	5200-64G	64 mm
5200-46G	46 mm	5200-66G	66 mm
5200-48G	48 mm	5200-68G	68 mm
5200-50G	50 mm	5200-70G	70 mm
5200-52G	52 mm	5200-72G	72 mm
5200-54G	54 mm	5200-74G	74 mm
5200-56G	56 mm	5200-76G	76 mm
5200-58G	58 mm	5200-78G	78 mm
5200-60G	60 mm	5200-80G	80 mm
		5200-GR	Ring






acetabular cup extraction system

Helps to quickly and precisely remove an acetabular cup with minimal loss of bone

COMPLETE INSTRUMENT SET

5200-00 **Complete Set - Fixed Handle**
5208-00 **Complete Set - Wrench Handle**

20 Starter & 20 Finish Instruments
3 each of 5 Head sizes (22 mm-36 mm)
5 cases — 4 for Instruments, 1 for Heads



Complete Instrument Set

Non-modular blade system helps reduce both cost and surgical time, as blades don't need to be changed interoperatively

CUSTOM AND RANGED INSTRUMENT SETS

5200-01 **Choice of sizes - Fixed Handle**
5208-01 **Choice of Sizes - Wrench Handle**

5 Starter and 5 Finish Instruments
2 each of 5 Head sizes (22 mm-36 mm)
2 cases — 1 for Instruments, 1 for Heads

5200-02 **42 mm-50 mm - Fixed Handle**
5208-02 **42 mm-50 mm - Wrench Handle**

5 Starter and 5 Finish Instruments
2 each of 5 Head sizes (22 mm-36 mm)
2 cases — 1 for Instruments, 1 for Heads

5200-03 **52 mm-60 mm - Fixed Handle**
5208-03 **52 mm-60 mm - Wrench Handle**


5 Starter and 5 Finish Instruments
2 each of 5 Head sizes (22 mm-36 mm)
2 cases — 1 for Instruments, 1 for Heads

5200-04 **62 mm-70 mm - Fixed Handle**
5208-04 **62 mm-70 mm - Wrench Handle**

5 Starter and 5 Finish Instruments
2 each of 5 Head sizes (22 mm-36 mm)
2 cases — 1 for Instruments, 1 for Heads

5200-05 **72 mm-80 mm - Fixed Handle**
5208-05 **72 mm-80 mm - Wrench Handle**

5 Starter and 5 Finish Instruments
2 each of 5 Head sizes (22 mm-36 mm)
2 cases — 1 for Instruments, 1 for Heads



Custom/Ranged Instrument Set

1 Stainless Steel Heads

In standard diameters of 22, 26, 28, 32 and 36 mm (38 mm optional).

2 Non-modular Blade System

Helps to decrease costs while increasing surgical efficiency as blades don't need to be changed interoperatively.

3 Fixed Blades in Two Lengths

Can typically be used for several procedures, then can be returned to Innomed for nominal replacement charge.

4 Shaft Alignment

The shaft is aligned directly over the head, which helps prevent the head from riding out of the cup while keeping the instrument properly centered. With proper centering, the curvature of the blades will more closely match the hemispherically-shaped outer surface of the acetabular cup when rotating, thus minimizing bone loss and creating a relatively intact acetabular recess for fitting of a new cup.

5 Handle Styles

Two handle styles to choose from—Wrench Drive or Fixed.

6 Impaction Platform

Strike with a mallet to help drive in the blade.

7 Handle Placement

Near the end of the shaft allows for better leverage and easier rotation.

Optional Wrench Drive Handles

Works like a socket wrench, allowing improved torque without changing positions.

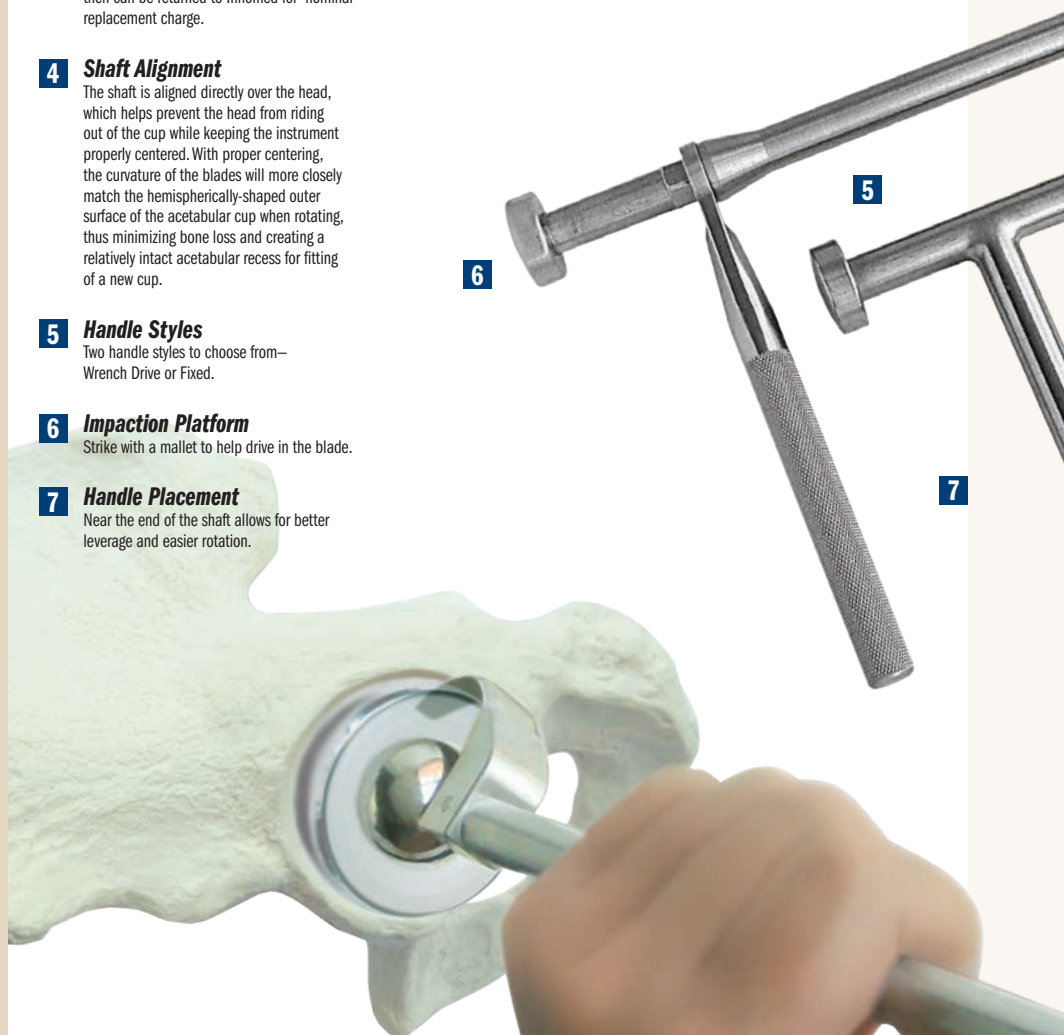
Optional Large Delrin Heads*

Designed to provide tight, secure surface contact when removing larger size acetabular cups, and can also be used if the cup liner of a standard size cup is worn and must be removed. Available in diameters from 39 to 60 mm in 1 mm increments.



Starter Blade

Finish Blade



System Rental Available On A Single Procedure Basis

Rental Details

Rental is available in several configurations:

- 4 cases with all sizes, including 2 sets of heads
- 3 cases, including 2 sets of heads
- 2 cases, including 2 sets of heads
- 1 case, including 2 sets of heads
- 1 size (starter & finish), including 2 sets of heads

Each case includes 5 Starter and 5 Finish Instruments

Rental Charges


In addition to a rental fee, there is a charge for each instrument used (not heads). Also, an additional charge applies if the used instruments are kept instead of returned. **Rental is for one surgical procedure only, and must be returned within 5 days following the procedure.**



*US Patent #7,998,146 B2

Fully Customizable Sets

Rent or purchase — configure with as few or as many options required.



ultra hard titanium nitride coating for extended blade life

Benefits of Our Titanium Nitride Coated Blades

- ▶ **Extends Blade Life...**
by increasing surface hardness
- ▶ **Prolongs Sharpness...**
with an ultra hard, heat resistant coating
- ▶ **More Wear Resistant...**
due to high lubricity of titanium nitride coating
- ▶ **Prevents Galling...**
won't chip, peel, or flake
- ▶ **Reduces Friction...**
eliminates seizing in metal-on-metal contact
- ▶ **Chemical and Corrosion Resistant**
- ▶ **Non-toxic...**
medically approved and proven

Extended blade life leads to long term savings

INDIVIDUAL FIXED HANDLE SHAFTS WITH FIXED BLADES				
New Instrument		Exchange Instrument		Blade Arc Diameter
Starter	Finish	Starter	Finish	
5200-42	5201-42	5205-42	5206-42	42 mm
5200-44	5201-44	5205-44	5206-44	44 mm
5200-46	5201-46	5205-46	5206-46	46 mm
5200-48	5201-48	5205-48	5206-48	48 mm
5200-50	5201-50	5205-50	5206-50	50 mm
5200-52	5201-52	5205-52	5206-52	52 mm
5200-54	5201-54	5205-54	5206-54	54 mm
5200-56	5201-56	5205-56	5206-56	56 mm
5200-58	5201-58	5205-58	5206-58	58 mm
5200-60	5201-60	5205-60	5206-60	60 mm
5200-62	5201-62	5205-62	5206-62	62 mm
5200-64	5201-64	5205-64	5206-64	64 mm
5200-66	5201-66	5205-66	5206-66	66 mm
5200-68	5201-68	5205-68	5206-68	68 mm
5200-70	5201-70	5205-70	5206-70	70 mm
5200-72	5201-72	5205-72	5206-72	72 mm
5200-74	5201-74	5205-74	5206-74	74 mm
5200-76	5201-76	5205-76	5206-76	76 mm
5200-78	5201-78	5205-78	5206-78	78 mm
5200-80	5201-80	5205-80	5206-80	80 mm

INDIVIDUAL WRENCH HANDLE SHAFTS WITH FIXED BLADES				
New Instrument		Exchange Instrument		Blade Arc Diameter
Starter	Finish	Starter	Finish	
5208-42	5209-42	5205W-42	5206W-42	42 mm
5208-44	5209-44	5205W-44	5206W-44	44 mm
5208-46	5209-46	5205W-46	5206W-46	46 mm
5208-48	5209-48	5205W-48	5206W-48	48 mm
5208-50	5209-50	5205W-50	5206W-50	50 mm
5208-52	5209-52	5205W-52	5206W-52	52 mm
5208-54	5209-54	5205W-54	5206W-54	54 mm
5208-56	5209-56	5205W-56	5206W-56	56 mm
5208-58	5209-58	5205W-58	5206W-58	58 mm
5208-60	5209-60	5205W-60	5206W-60	60 mm
5208-62	5209-62	5205W-62	5206W-62	62 mm
5208-64	5209-64	5205W-64	5206W-64	64 mm
5208-66	5209-66	5205W-66	5206W-66	66 mm
5208-68	5209-68	5205W-68	5206W-68	68 mm
5208-70	5209-70	5205W-70	5206W-70	70 mm
5208-72	5209-72	5205W-72	5206W-72	72 mm
5208-74	5209-74	5205W-74	5206W-74	74 mm
5208-76	5209-76	5205W-76	5206W-76	76 mm
5208-78	5209-78	5205W-78	5206W-78	78 mm
5208-80	5209-80	5205W-80	5206W-80	80 mm

INDIVIDUAL INTERCHANGEABLE DELRIN HEADS*	
5202-00	Complete Set with Case
5202-39	39 mm
5202-40	40 mm
5202-41	41 mm
5202-42	42 mm
5202-43	43 mm
5202-44	44 mm
5202-45	45 mm
5202-46	46 mm
5202-47	47 mm
5202-48	48 mm
5202-49	49 mm
5202-50	50 mm
5202-51	51 mm
5202-52	52 mm
5202-53	53 mm
5202-54	54 mm
5202-55	55 mm
5202-56	56 mm
5202-57	57 mm
5202-58	58 mm
5202-59	59 mm
5202-60	60 mm

INDIVIDUAL INTERCHANGEABLE STEEL HEADS	
5202-22	22 mm
5202-26	26 mm
5202-28	28 mm
5202-32	32 mm
5202-36	36 mm
Optional Size:	
5202-38	38 mm

*US Patent #7,998,146 B2

INSTRUMENT AND HEAD CASES ONLY	
9014	Case for 22 Delrin Heads
9015	Case for 5 Starter and 5 Finish Blades, plus 5 Heads
9016	Case for 10 Steel Heads

Any component may be purchased individually

Instrument Exchange

Used Instruments can be returned for exchange at a nominal charge. Please call for details.

System Designed by James Kudrna, MD and Stephen Incavo, MD
Wrench Drive Handle Designed by Guido Grappiolo, MD
Delrin Heads Designed by Adolph Lombardi, MD

Modified Lambotte Cup Removal Osteotomes

Designed with different hemisphere of curves to match cups of different sizes

Four osteotomes with different hemispherical radii allow the osteotomes to fit next to the outer surface of different size acetabular hip cups. The handle allows for better control and provides a hammering platform.

PRODUCT NO.'S:	
Overall Length: 12.75" (32,4 cm) Handle Length: 4.75" (12,1 cm)	
5240-44 Curve Radius: 44 mm	5240-52 Curve Radius: 52 mm
5240-48 Curve Radius: 48 mm	5240-56 Curve Radius: 56 mm



Modified Smith-Petersen Style Osteotomes for Acetabular Cup Removal

Multi-arch osteotomes help in removal of total hip cups

Four styles of osteotomes offer a selection for removal of total hip cups. The different curvatures help to fit next to a cups outer surface. The osteotomes have a handle for better control, plus a hammering platform end.

PRODUCT NO.'S:	
5280-01 [Short] Blade Dimensions: 20 mm x 20 mm Overall Length: 10.875" (27,6 cm) Handle Length: 5" (12,7 cm)	
5280-02 [Medium] Blade Dimensions: 20 mm x 35 mm Overall Length: 11.675" (29,6 cm) Handle Length: 5" (12,7 cm)	
5280-03 [Long] Blade Dimensions: 20 mm x 50 mm Overall Length: 12.25" (31,1 cm) Handle Length: 5" (12,7 cm)	
5280-04 [X-Long] Blade Dimensions: 20 mm x 65 mm Overall Length: 12.75" (32,4 cm) Handle Length: 5" (12,7 cm)	

Designed by Merrill Ritter, MD



Gorski Hip Cup Extraction Hook

Helps in the removal of a hip cup

Fits into a screw hole of a hip cup after the screws have been removed and the cup loosened. The slap hammer helps to remove the cup in the angle it was inserted.

PRODUCT NO.'S:	
Hook for 6.5 mm Screw Holes	
3660 [Hook w/Standard Slap Hammer]	
3660-01 [Hook w/o Slap Hammer]	
Hook for 5.0 mm Screw Holes	
3665 [Hook w/Standard Slap Hammer]	
3665-01 [Hook w/o Slap Hammer]	
Optional:	
3935 [XL Slap Hammer]	3/8"-16 Thread Gauge

Designed by Jerrold Gorski, MD



Mueller-Type Cement Removal Instruments

Used for cement removal in the
knee, hip, and shoulder



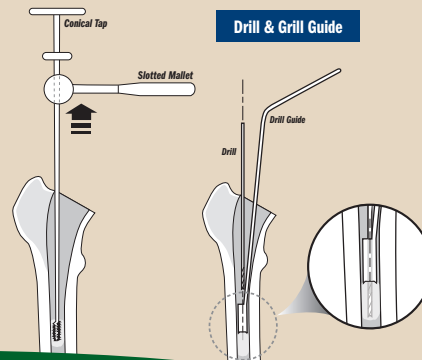
PRODUCT NO'S:

S7500-00 [Complete Set with Case]

Individual Instruments:

S7505	[Narrow Cement Removal Gouge, Short] Shaft Length: 10 cm Gouge: 9 mm, negative	1
S7507	[Narrow Cement Removal Gouge, Long] Shaft Length: 24 cm Gouge: 9 mm, negative	2
S7510	[Narrow Offset Cement Removal Gouge] Shaft Length: 24 cm Gouge: 9 mm, negative	3
S7515	[Acetabular Chisel] Shaft Length: 24 cm Chisel: 7.5 mm	4
S7520	[Offset Chisel] Shaft Length: 15 cm Chisel: 9 mm	5
S7525	[Flared Angle Gouge] Shaft Length: 24 cm Gouge: 9 mm, positive, angle 15° down	6
S7530	[Wide Gouge] Shaft Length: 24 cm Gouge: 11.5 mm, negative	7
S7535	["V" Splitter] V-Shaped Chisel: 7 mm	8
S7587	[Saddle Punch] Shaft Length: 24 cm Punch: 16.5 mm x 6.5 mm	9
S7590	[Cement Splitting Osteotome] Shaft Length: 24 cm	10
S7595	[Cement Removal Osteotome, Short] Shaft Length: 15 cm Osteotome: 8 mm	11
S7597	[Cement Removal Osteotome, Long] Shaft Length: 24 cm Osteotome: 8 mm	12
S7540	[4.4 mm Drill]	13
S7545	[4.4 mm Drill Guide]	14
S7550	[6.4 mm Drill]	15
S7555	[6.4 mm Drill Guide]	16
S7560	[Straight Cement Removal Hook] Hook Curette: 10 mm	17
S7565	[Curved Cement Removal Hook] Hook Curette: 10 mm	18
S7570	[Cross Bar]	19
S7575	[7 mm T-Handle Conical Tap]	20
S7580	[9 mm T-Handle Conical Tap]	21
S7585	[Slotted Mallet]	22
9075	[Case Only]	

Conical Tap & Mallet



Narrow Cement Removal Gouge, Short

Narrow Cement Removal Gouge, Long

Narrow Offset Cement Removal Gouge

Acetabular Chisel

Offset Chisel

Flared Angle Chisel

Wide Gouge

"V" Splitter

Saddle Punch

Cement Splitting Osteotome

Cement Removal Osteotome, Short

Cement Removal Osteotome, Long

4.4 mm Drill & Grill Guide

6.4 mm Drill & Grill Guide

Straight Cement Removal Hook


Curved Cement Removal Hook

Cross Bar

7 mm T-Handle Conical Tap

9 mm T-Handle Conical Tap

Slotted Mallet



Screw/Pin Removal Locking Pliers

Unique jaw designed to solidly grip and clamp onto a screw head, broken screw, or pin for removal

PRODUCT NO:
S0142
Overall Length: 8" (20,3 cm)
Jaw Width: 4.5 mm



Screw Removal Pliers


Jaw designed to grasp onto a screw or screw head to help in removal

PRODUCT NO:
2020
Overall Length: 8 (20,3 cm)



Extended Double Action Pliers

PRODUCT NO'S:
3962 [Needle Nose]
Overall Length: 13" (32,8 cm)
Jaw Length: 2.625" (6,7 cm)
Jaw Width: 2.5 mm
3961 [Blunt Nose]
Overall Length: 11.75" (29,8 cm)
Jaw Length: 1.25" (3,2 cm)
Jaw Width: 10 mm



Long Jaw Needle Nose Pliers

PRODUCT NO:
1833
Overall Length: 7" (17,8 cm)
Jaw Length: 2.25" (5,7 cm)
Jaw Width Tapered from: 8 mm to 1.5 mm
Jaw Height Tapered from: 12 mm to 2.5 mm

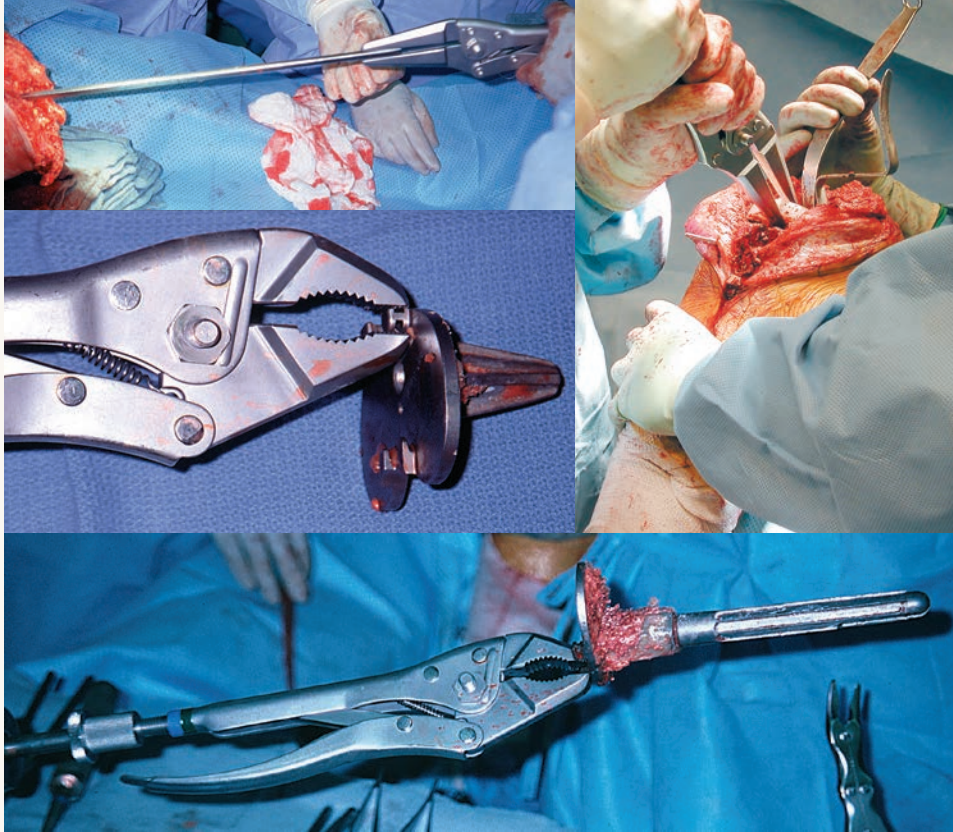


Extra Long Grasper

Designed for reaching deep into the medullary canal

PRODUCT NO:
1782
Overall Length: 15" (38,1 cm)






OrthoVise™

U.S. Patent #D398,208

Made of stainless steel and designed with the option of using a slap hammer for greater adaptability.

On models equipped with attachment bolts, a slap hammer can be attached to the end of the OrthoVise™, as well as to either side of the large OrthoVise™ (except the bent jaw model).

A different size slap hammer is used for the large and small sizes of OrthoVise™, and all slap hammers are designed with a hammer plate if the additional use of a mallet is desired.



PRODUCT NO'S:

Standard

3980	[Large] Overall Length: 10" (25,4 cm) with Attachment Bolts with Large OrthoVise™ Slap Hammer (#3950)
3980-01	[Large] Overall Length: 10" (25,4 cm) with Attachment Bolts without Slap Hammer
3981	[Large] Overall Length: 10" (25,4 cm) without Attachment Bolts without Slap Hammer
3985	[Small] Overall Length: 8" (20,3 cm) without Attachment Bolt without Slap Hammer
3985-01	[Small] Overall Length: 8" (20,3 cm) with Attachment Bolt with Small OrthoVise™ Slap Hammer (#3955)
3985-T	[Small] Overall Length: 8" (20,3 cm) with Attachment Bolt without Slap Hammer

Long Nose

3965	[Large] Overall Length: 12" (30,5 cm) with Attachment Bolts with Large OrthoVise™ Slap Hammer (#3950)
3965-01	[Large] Overall Length: 12" (30,5 cm) with Attachment Bolts without Slap Hammer
3966	[Large Bent Jaw] with Attachment Bolt with Standard Slap Hammer (#3925)
3966-01	[Large Bent Jaw] without Attachment Bolt without Slap Hammer
3975	[Small] Overall Length: 9.5" (24,1 cm) without Attachment Bolt without Large Slap Hammer
3975-01	[Small] Overall Length: 9.5" (24,1 cm) with Attachment Bolt with Small OrthoVise™ Slap Hammer (#3955)
3975-T	[Small] Overall Length: 9.5" (24,1 cm) with Attachment Bolt without Slap Hammer


Threaded Adapters

3980-02	[Small Adapter] Changes Male End of a Slap Hammer to Female
3980-03	[Threaded Adapting Screw – Large] For use with 3965's, 3966's, 3980's, 3981
3985-03	[Threaded Adapting Screw – Small] For use with: 3975's, 3985's

Slap Hammers

3950	[Slap Hammer for Large OrthoVise] For use with 3965's, 3980's, 3981
3955	[Slap Hammer for Small OrthoVise] For use with: 3975's, 3985's
3925	[Standard Slap Hammer] For use with: 3966's

Standard



Large - 10"



Small - 8"

Long Nose



Large - 12"



Large Bent Jaw



Small - 9.5"

MADE EXCLUSIVELY
FOR INNOMED IN
GERMANY



Easy Grip Slap Hammer

Designed to help cushion the surgeon's hand



PRODUCT NO'S:

3926	[Slap hammer with 16" Rod]
Also available individually:	
3925-HS	[Slap hammer only]
3925-A	[16" Rod only]

CANNOT be used with the 3950 & 3955 Slap Hammers



Universal Screw Removal Instrument System

Designed to remove solid and cannulated screws

The drive end (A/O) is designed for easy and quick engagement with the universal instrument handle.



PRODUCT NO'S:

S0010-00 [Complete System with Case]

Individual/Replacement Parts

S0113 [Universal 4" (10,2 cm) Handle]

S0128 [1.5 mm Screw Extractor]

S0116 [2.5 mm Screw Extractor]

S0130 [3.5 mm Screw Extractor]

S0117 [1.5 mm Hex Driver]

S0114 [2.5 mm Hex Driver]

S0115 [3.5 mm Hex Driver]

S0132 [4.0 mm Hex Driver]

S0133 [5.0 mm Hex Driver]

S0136 [2.5 mm Cannulated Hex Driver]

S0137 [3.5 mm Cannulated Hex Driver]

S0138 [4.0 mm Cannulated Hex Driver]

S0139 [5.0 mm Cannulated Hex Driver]

S0118 [Large Cruciform Screwdriver]

S0119 [Small Cruciform Screwdriver]

S0141 [Mini Cruciform Screwdriver]

S0120 [Single Slot Screwdriver]

S0121 [2.2 mm Trephine]

S0122 [3.2 mm Trephine]

S0123 [4.2 mm Trephine]

S0124 [4.7 mm Trephine]

S0125 [7.2 mm Trephine]

S0127 [Universal Extractor – Shaft Only]

S0127-01 [Large Extraction Bolt Body]

S0127-03 [Small Extraction Bolt Body]

S0127-04 [Extractor Wrench]

S0129 [Pick]

S0140 [Cannulated Drive Extension]

9017 [Screw Removal Case Only]

Case Dimensions: 20" x 9.25" (50,8 cm x 23,5 cm)

Used for removal of stripped hex screws, buried screws, partial screws with broken screw heads



Screw Extractors

Unique thread design accommodates removal of stripped screws. The instrument "locks" into the screw head and allows removal once engaged. Designed to be used in a counter-clockwise direction.



Trephines

Designed to fit over submerged screws for extraction with minimal bone loss. Extraction is enhanced by the unique tooth design. Designed to be used in a counter-clockwise direction.



Hex Drivers

Solid shaft in all standard hex sizes.



Hex Drivers

Four sizes with a cannulated shaft for easier removal of buried screws.



Universal Extractor

Designed to remove screws with heads partially or completely missing. The cone shaped head fully engages the remaining screw and optimizes the force needed for removal. The bolt is disposable and locks into place using a unique thread design. Designed to be used in a counter-clockwise direction.



Screwdrivers

Standard cruciform screwdrivers in large, small, and mini, and single slot.

Cannulated Drive Extension

Used when a longer instrument shaft is desired.

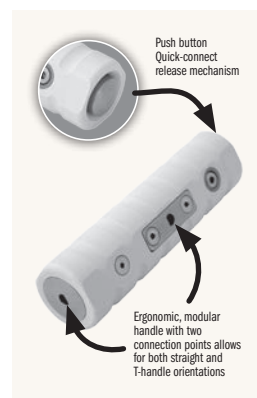


Extractor Wrench

Pick
Used to remove fragments and bone or tissue from screw head.

Universal Instrument Handle

The single handle allows the surgeon to decide which direction is most efficient and comfortable. The quick-connect release mechanism allows for quick interoperative exchange.



Cheng Screw Removal and Bone Trephine Set



Cannulated to allow use of a standard 1.6 mm (.062") threaded K-wire to help facilitate grasping and removal of a bone sample

PRODUCT NO'S:

1426-00 [Complete Set with Case]

Includes:

1426-01 [Small Trephine] 5 mm Internal Diameter
Overall Length: 7.125" (18,1 cm)

1426-02 [Medium Trephine] 6.5 mm Internal Diam.
Overall Length: 7.125" (18,1 cm)

1426-03 [Large Trephine] 8 mm Internal Diameter
Overall Length: 7.125" (18,1 cm)


1426-04 [Handle Assembly]
Dimensions: 4" x 2" (10,2 cm x 5,1 cm)

1025 [Sterilization Case]

Replacement Part:

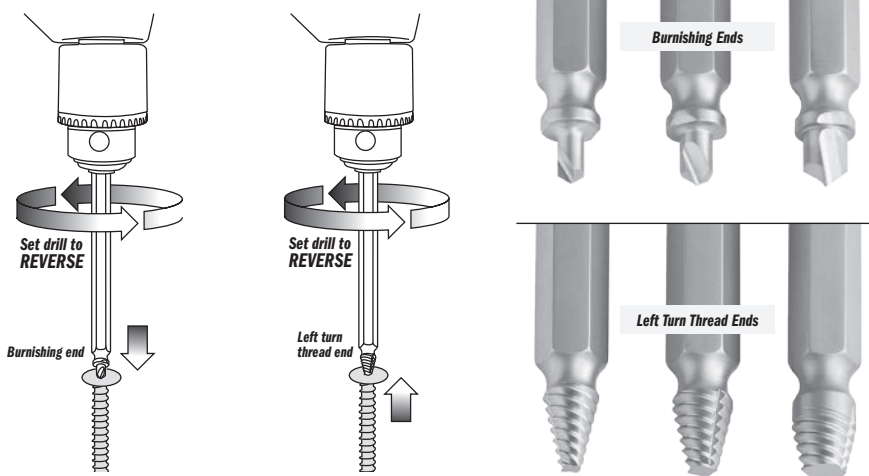
1425-14-B-COMP [Handle Retaining Screw]

Designed by Edward Cheng, MD



Trephine Tips






Screw Extractor Set

Designed to help remove screws with stripped or damaged heads

- ▶ Extractors must be used with drill in reverse
- ▶ Screw head is reamed with burnishing end, and is then removed with the left turn thread end
- ▶ Care must be taken to burnish no more than 1/16" (1,5 mm) deep, as burnishing too deep can weaken the screw head

PRODUCT NO:	
7250-00	[Set with Case]
7250-01	[2.5 mm Screw Extractor] Overall Length: 6" (15,2 cm)
7250-02	[3.5 mm Screw Extractor] Overall Length: 6" (15,2 cm)
7250-03	[6.5 mm Screw Extractor] Overall Length: 6" (15,2 cm)




Lawton Screw Extractors

Designed to help extract mini and micro fragment screws; small cannulated screws; or headless screws


PRODUCT NO'S:	
7653-00	[Set of Three with Case]
Individual Parts:	
7653-01	[1.5 mm Screw Extractor] Overall Length: 6" (15,2 cm) Handle Width: 4" (10,2 cm)
7653-02	[2.5 mm Screw Extractor] Overall Length: 6" (15,2 cm) Handle Width: 4" (10,2 cm)
7653-03	[3.5 mm Screw Extractor] Overall Length: 6" (15,2 cm) Handle Width: 4" (10,2 cm)
1025	[Sterilization Case]

Designed by
Jeffrey Lawton, MD



Lawton Broken Screw Extractor

Designed to help remove broken or stripped screws (1 mm-2 mm)



PRODUCT NO:	
7653-04	Overall Length: 4" (10,2 cm) Handle Width: 3" (7,6 cm)

Designed by Jeffrey Lawton, MD



Set includes:

- (1) handle draw bar,
- (1) closing sleeve with hand wheel,
- (5) collets (1 mm to 5 mm),
- (2) cross-handle insert rods,
- (1) slap hammer,
- (1) sterilization case



Craig-Type Extractor Set

Designed to firmly tighten circumferentially around a wire, pin, broken screw, etc. for removal – especially helpful for the removal of threaded pins


- ▶ Removes pins & screws up to 5 mm (.2") diameter and wires as small as .8 mm (1/32") diameter
- ▶ Five interchangeable collets for various grasping capacities
- ▶ Two cross-handle insert rods give strong leverage for locking the collet securely onto the pin
- ▶ Slap hammer included

PRODUCT NO:	
1215-00	Includes Sterilization Case



Flexible Osteotome System

Provides an assortment of osteotome blades for various orthopedic surgery procedures



- ▶ Sharp, flexible blades are well suited for loosening implants from cement or bony ingrowth fixation
- ▶ Various blade widths and profiles allow great flexibility to follow the implant contours
- ▶ Modular handles are made of high impact surgical stainless steel and have a quick-coupling positive locking mechanism for ease of use and quick blade changes
- ▶ Slap hammer threads into the handle and is designed to facilitate blade removal

PRODUCT NO'S:

S0011-00 [Complete Set with Case]

Individual Instruments:

S1002	[Thin Osteotome Blade]	3" (7,6 cm) x 8 mm
S1003	[Thin Osteotome Blade]	3" (7,6 cm) x 10 mm
S1004	[Thin Osteotome Blade]	3" (7,6 cm) x 12 mm
S1005	[Thin Osteotome Blade]	3" (7,6 cm) x 20 mm
S1006	[Curved Thin Osteotome Blade]	3" (7,6 cm) x 12 mm
S1007	[Curved Thin Osteotome Blade]	3" (7,6 cm) x 20 mm
S1008	[Thin Osteotome Blade]	5" (12,7 cm) x 10 mm
S1009	[Thin Osteotome Blade]	5" (12,7 cm) x 8 mm
S1020	[Handle with Quick-Coupling End]	6" (15,2 cm)
S1133	[Radial Osteotome]	5" (12,7 cm) x 10 mm
S1120	[Radial Osteotome]	5" (12,7 cm) x 12 mm
S1134	[Radial Osteotome]	5" (12,7 cm) x 14 mm
S1121	[Radial Osteotome]	5" (12,7 cm) x 16 mm
S1122	[Radial Osteotome]	5" (12,7 cm) x 20 mm
S2007	[Slap Hammer]	12" (30,5 cm)
9018	[Case]	



Optional Blades For Flexible Osteotome System

PRODUCT NO'S:

Optional Blades (Not Included In Complete Set)

S1123	[Extra Long Osteotome Blade]	9" (22,9 cm) x 8 mm
S1135	[Radial Osteo. Medial Curve]	6.75" (17,1 cm) x 11 mm
S1136	[Radial Osteo. Lateral Curve]	6.75" (17,1 cm) x 11 mm
S1137	[Radial Osteo. Medial Curve]	5" (12,7 cm) x 11 mm
S1138	[Radial Osteo. Lateral Curve]	5" (12,7 cm) x 11 mm
S1222	[Chisel Blade]	2.5" (6,4 cm) x 8 mm
S1223	[Chisel Blade]	2.5" (6,4 cm) x 10 mm
S1224	[Chisel Blade]	2.5" (6,4 cm) x 12 mm
S1225	[Chisel Blade]	2.5" (6,4 cm) x 20 mm
S1228	[Chisel Blade]	5" (12,7 cm) x 10 mm
S1229	[Chisel Blade]	5" (12,7 cm) x 8 mm
S1230	[Chisel Blade]	5" (12,7 cm) x 20 mm
S1231	[Chisel Blade]	5" (12,7 cm) x 12 mm

Medial and Lateral Curve Radial Blades designed by Henry Boucher, MD




Slap Hammer




Handle with Quick-Coupling End



3" Thin Blades



Curved Thin Blades



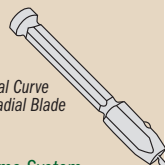
5" Thin Blades



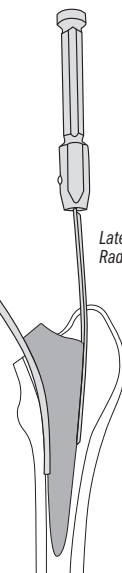
Radial Blades



Medial Curve
Radial Blade



Lateral Curve
Radial Blade



Extra Long 9" Blades

Curved Radial Blades are helpful in the removal of total hip stems




Medial Curve Radial Blades




Lateral Curve Radial Blades



2.5" Chisel Blades



5" Chisel Blades





Complete Set



Two blades included in Set

Whelan Curved Chisel Guide

Designed to help stabilize a thin curved chisel blade until it's within the bone prosthesis interface

Guide with sliding handle helps to stabilize a curved, thin flexible chisel blade until it's within the bone prosthesis interface. Chisel tip lets it hug prosthesis to help prevent perforation. Slap hammer threads into the handle and is designed to facilitate blade removal. Easily changeable disposable blades help assure sharpness.

PRODUCT NO'S:	
5302-00	[Complete Set]
Included In Set / Replacement Parts:	
5302-01	[Guide Only]
Overall Length: 5" to 8.75" (12,7 cm to 22,2 cm)	
5302-02	[10 mm Curved Chisel Blade Only]
Overall Length: 4.25" (10,8 cm)	
Blade Thickness: .020" (.51 mm)	
3040	[Slap Hammer]
1025	[Sterilization Case]

Chisel blade features an ultra hard titanium nitride coating to help extend life by increasing surface hardness, prolonging sharpness, and resisting chemicals and corrosion.

Designed by E. J. Whelan, III, MD



Whelan Flexible Chisel Guide

Designed to help stabilize a chisel blade until it's within the bone prosthesis interface

Guide with sliding handle helps to stabilize a thin flexible chisel blade until it's within the bone prosthesis interface. Chisel tip lets it hug the prosthesis to help prevent perforation. Slap hammer threads into the handle and is designed to facilitate blade removal. Easily changeable disposable blades help assure sharpness.

PRODUCT NO'S:	
5301-00	[Complete Set]
Individual Instruments:	
5301-01	[Guide Only]
Overall Length: 5.5" to 8.5" (14 cm to 21,6 cm) w/o blade	
5301-02	[Chisel Blade] Single 10 mm Blade
Overall Length: 4.625" (11,7 cm)	
Blade Thickness: .020" (.51 mm)	
3040	[Slap Hammer]
1015	[Sterilization Case]

Chisel blade features an ultra hard titanium nitride coating to help extend life by increasing surface hardness, prolonging sharpness, and resisting chemicals and corrosion.

Designed by E. J. Whelan, III, MD



Star Bit Driver Set


Helps eliminate the opening of multiple sterile packs when a specific size or style of star bit is needed

Helpful during revision total joint surgery. Set consists of four star bits – T10, T15, T20, & T25, a modular handle, and a sterilization case. The drive end (A/O) is designed for easy and quick engagement with the universal instrument handle. The ergonomic, modular handle has two connection points, allowing for both straight and T-handle orientations.

PRODUCT NO'S:	
5194-00	[4 Bits w/Handle & Case]
5194-01	[4 Bits w/Case only]
Also sold individually: See Page 166	



Set in Storage Case

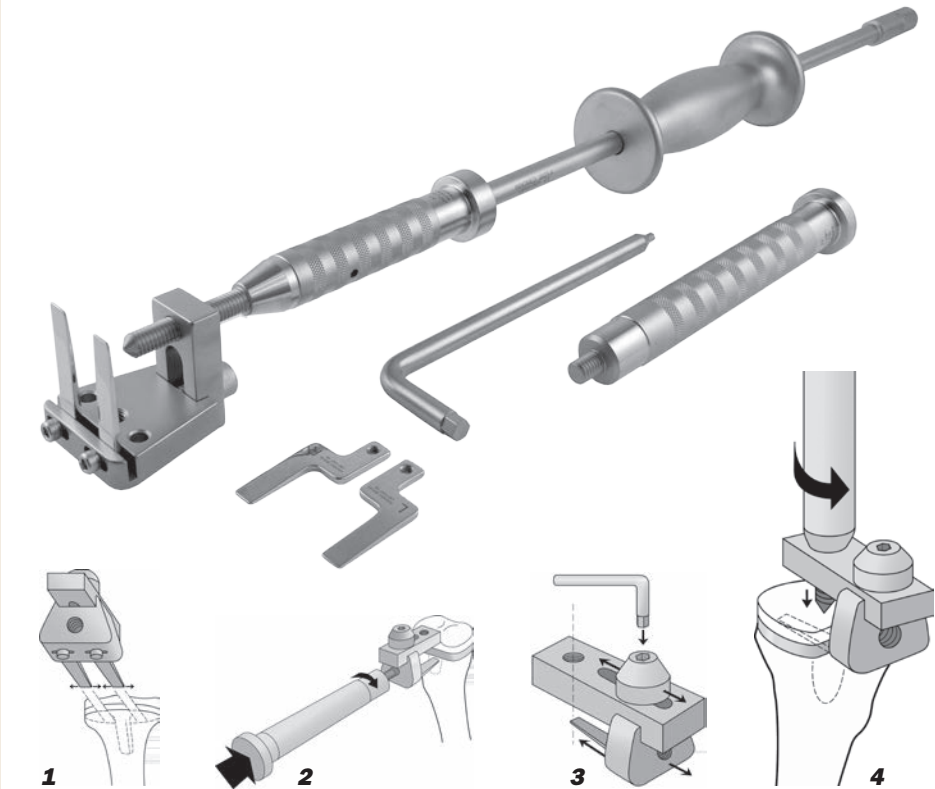


Tibial Component Extractor

Universal extraction instrument clamps onto a tibial knee component for extraction

The Tibial Component Extractor is designed to lock onto a tibial component and extract in line with the stem or pegs. Two adjustable osteotomes are inserted on the underside of the component. A locking screw clamps on to the top of the extractor to secure the component. Includes standard slap hammer.

PRODUCT NO'S:
3630 [Extractor with Standard Slap Hammer]
Optional/Individual/Replacement Parts:
3630-01 [Pair of Standard Blades] 10 mm x 50 mm
3630-02 [Pair of Offset Blades] 10 mm x 50 mm, Offset 15 mm
3630-HS [Hex Screws] Pkg of 6
3925 [Standard Slap Hammer] Thread Gauge: 3/8".16
3935 [Extra Large Slap Hammer] Thread Gauge: 3/8".16



Easy Grip Slap Hammer

Designed to help cushion the surgeon's hand



PRODUCT NO'S:
3926 [Slap hammer with 16" Rod]
Also available individually:
3925-HS [Slap hammer only]
3925-A [16" Rod only]



- 1 Adjust Blades To Fit Component**
The straight or angled blades are adjusted by loosening the attached screws and sliding the blades into the desired position.
- 2 Drive Blades Under Component**
The blades are driven under the tibial base.
- 3 Tighten Threaded Rod Onto Component**
The site hole for the pointed, threaded rod can be aligned with the proximal surface of the tibial component by using the included hex wrench system. The pointed, threaded rod is tightened onto either a polyethylene or metal tibial component.
- 4 Attach Slap Hammer Assembly & Remove Component**
The slap hammer assembly is threaded into the threaded rod handle for removal of the component.


Incavo Tibial Component Revision Osteotomes

Designed to help break the posterior cement-bone interface when removing a cemented tibial TKA component

Also used to help break the posterior implant-bone interface when removing a cementless tibial TKA component.

PRODUCT NO'S:
3621-00 [Complete Set]
Set Includes:
3621-01 [Standard Osteotome] Blade Length: 10 mm Blade Width: 1/2" (12,7 mm) Blade Offset: 3/4" (19,1 mm) Overall Length: 8.5" (21,6 cm)
3621-02 [Medium Osteotome] Blade Length: 14 mm Blade Width: 1/2" (12,7 mm) Blade Offset: 3/4" (19,1 mm) Overall Length: 8.5" (21,6 cm)
3621-03 [Deep Osteotome] Blade Length: 18 mm Blade Width: 1/2" (12,7 mm) Blade Offset: 3/4" (19,1 mm) Overall Length: 8.5" (21,6 cm)
3040 [Slap Hammer]
1015 [Sterilization Case]

Designed by
Stephen J. Incavo, MD



Eickmann Knee Revision Set

Used for total knee revision

PRODUCT NO'S:

5470-00 [Complete Set]

Individual Instruments:

5470-08 [8 mm Chisel]
Osteotome Width: 8 mm
Blade Length: 2.375" (6 cm)
Overall Length: 7.375" (18,7 cm)

5470-11 [11 mm Chisel]
Osteotome Width: 11 mm
Blade Length: 2.375" (6 cm)
Overall Length: 7.375" (18,7 cm)

5470-20 [20 mm Chisel]
Osteotome Width: 20 mm
Blade Length: 2.375" (6 cm)
Overall Length: 7.375" (18,7 cm)

5472-08 [8 mm Offset
Cement Removal Chisel]
Osteotome Dimensions: 8 mm W x 12 mm L
Blade Length: 2.375" (6 cm)
Overall Length: 7.375" (18,7 cm)

5474-06 [6 mm Notched
Cement Removal Chisel]
Osteotome Width: 6 mm
Blade Length: 2.625" (6 cm)
Overall Length: 7.375" (18,7 cm)

5475-08 [8 mm Implant Remover]
Diameter: 8 mm
Blade Length: 2.625" (6 cm)
Overall Length: 7.375" (18,7 cm)

5470-CASE [Case Only]



Designed by Thomas Eickmann, MD

Bozeman Cement Trimmer

Combines the two most common cement trimming tools into one

The blunt blade tip end helps with separation of the trimmed cement. The angled curette end helps gather the trimmings. The thin shank and angled curette can reach into tight spaces such as the back of the implants to remove excess cement. The titanium nitride coated ends help eliminate metal transfer.

PRODUCT NO:

5245

Overall Length: 8.5" (21,6 cm)

Designed by Daniel M. Gannon, MD

MADE EXCLUSIVELY
FOR INNOVIMED IN
GERMANY

Curved Cement Osteotome

For use in the femoral notch during removal of a knee femoral component

Can be used to help separate the prosthesis/bone or prosthesis/cement interface. The curve of the osteotome allows it to be used in the femoral notch of a femoral component.

PRODUCT NO:

5220

Overall Length: 6.75" (17,1 cm)
Handle Length: 3" (7,6 cm)
Blade Width: 6.8 mm



Femoral Component Extractor

Universal extraction instrument clamps onto a femoral knee component for extraction

A standard set of jaws is used for slotted and unslotted femoral components. Features a round tightening wheel which allows the surgeon to easily tighten the jaws without using a separate socket wrench. The tightening wheel can be easily removed for replacing the jaws. The copolymer prosthesis stabilizing block allows access to the block tightening wheel. Includes standard slap hammer.

PRODUCT NO'S:

3920 [Extractor w/Std. Slap Hammer #3925]

Optional/Individual/Replacement Parts:

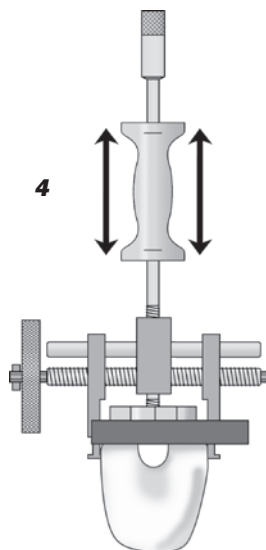
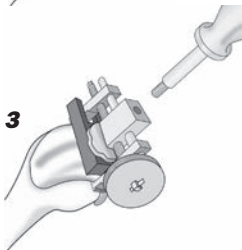

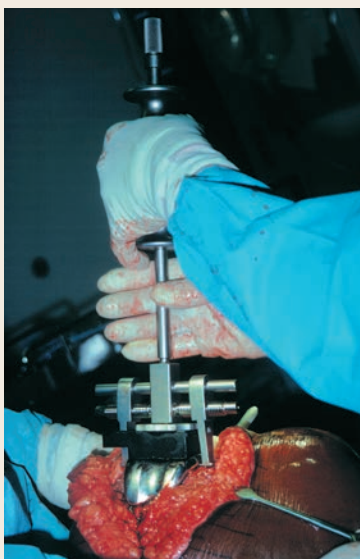
3920-SJ [Pair of Standard Jaws]

3925 [Standard Slap Hammer]

Thread Gauge: 3/8"-16

3935 [Extra Large Slap Hammer]

Thread Gauge: 3/8"-16



1 Attach Jaws To Component

The jaws are tightened against the femoral component with the socket wrench or tightening wheel.

2 Stabilize The Component

The delrin stabilizing insert is tightened against the femoral component by rotating the thumbwheel.

3 Attach Slap Hammer Assembly

The slap hammer assembly is threaded into the extractor body.

4 Use Slap Hammer Assembly To Remove Component

The slap hammer is also designed with a hammer flare for optional use with a mallet.

Easy Grip Slap Hammer

Designed to help cushion the surgeon's hand



PRODUCT NO'S:

3926 [Slap hammer with 16" Rod]

Also available individually:

3925-HS [Slap hammer only]

3925-A [16" Rod only]



Tibia Tray Removal Hooks

Designed to be used with a slap hammer to remove a tibia tray during revision knee surgery

PRODUCT NO'S:

3650 [4 mm Gorski Hook with Standard Slap Hammer #3925]

3650-01 [4 mm Gorski Hook Only]

3655 [8 mm Brown Gorski Hook with Standard Slap Hammer #3925]

3655-01 [8 mm Brown Gorski Hook Only]

Optional Items:

3935 [Extra Large Slap Hammer]
Thread Gauge: 3/8"-16


Designed by Jerrold Gorski, MD
Modified 8 mm version designed by Dennis Brown, MD



4 mm Gorski Hook



8 mm Brown Gorski Hook





Offset Edge Cutting Cement Chisel, Short



Offset Edge Cutting Cement Chisel, Long



Offset Femoral Component Dis-impactor



8 mm Cement Prosthesis Osteotome



10 mm Cement Prosthesis Osteotome



13 mm Cement Prosthesis Osteotome



20 mm Cement Prosthesis Osteotome



V-shaped Cement Splitter



One-sided Cement Splitter



8 mm Cement Hook



Cement Punch



Cross Bar



Lachiewicz Total Knee Revision Set

Used for total knee revision

PRODUCT NO'S:

3700-00 [Complete Set]

Individual Instruments:

3700-01 [10 mm Offset Edge Cutting Cement Chisel, Short]
Overall Length: 8" (20,3 cm)

3700-02 [15 mm Offset Edge Cutting Cement Chisel, Long]
Overall Length: 8.125" (21 cm)

3700-03 [Offset Femoral Comp. Disimpactor]
Overall Length: 8.75" (22,2 cm)

3700-04 [8 mm Cement Osteotome]
Overall Length: 8" (20,3 cm)

3700-05 [10 mm Cement Osteotome]
Overall Length: 8" (20,3 cm)

3700-06 [13 mm Cement Osteotome]
Overall Length: 8" (20,3 cm)

3700-07 [20 mm Cement Osteotome]
Overall Length: 8" (20,3 cm)

3700-08 [V-shaped Cement Splitter]
Overall Length: 7.5" (19,1 cm)

3700-09 [One-sided Cement Splitter]
Overall Length: 8.5" (21,6 cm)

3700-10 [8 mm Cement Hook]
Overall Length: 11" (27,9 cm)

3700-11 [Cement Punch]
Overall Length: 8.75" (22,2 cm)

3700-12 [Removal Cross Bar]
Overall Length: 4.375" (11,1 cm)

3700-CASE [Case for Set]
Dimensions: 16.25" x 13" x 1.75" (41,3 x 33 x 4,4 cm)

Designed by Paul F. Lachiewicz, MD



Boynton Punch

Helpful in removing trial, femoral and revision total knee components

The flange end fits onto the flange of a femoral knee component or trial.

PRODUCT NO'S:

5120-01 [Standard]
Overall Length: 11.75" (29,8 cm)
Shaft Diameter: 9.5 mm

5120-02 [Offset]
Overall Length: 11.75" (29,8 cm)
Shaft Diameter: 9.5 mm
Punch End Offset: 6 cm

Designed by L. Boynton, MD



Robb Leg Positioner

Provides stable positioning of the knee during surgery



Slotted base allows the leg to be easily flexed or extended during knee surgery. Slots are also designed to allow the foot piece to be rotated. The unit can be sterilized by either gas or steam sterilization. Supplied with sterilizable table clamp which can be clamped over the sterile drape to the O.R. table side bar. Three (3) Sterile Pads/Wraps are included with each new purchase.

PRODUCT NO'S:

Base Dimensions: 21" x 11" (53,4 cm x 27,9 cm)

2630 [Leg Holder with Footpiece]


Optional & Replacement Parts:

2630-FPI [Carbon Fiber Footpiece Only]

2629-00 [Case of 10 Sterile Pads/Wraps]

2595 [Table Clamp]

Designed by William Robb, MD



Kirschenbaum Foot Positioner

Helps eliminate the use of sand bags under the drape during total knee surgery

The foot rest is dome shaped for optimal foot contact and positioning the leg in flexion, and can be rotated. The unit can be used under the drape by attaching it to a standard table attachment or it can be sterilized for use on top of the drape. It can be attached to the table with the optional sterilizable table clamp. Supplied with a removable, sterilizable silicone foot pad.

PRODUCT NO'S:

2590 [Foot Positioner – Long]

15.5" x 6" (39,4 cm x 15,2 cm)

2591 [Foot Positioner – Short]

9.5" x 6" (24,1 cm x 15,2 cm)

Optional & Replacement Parts:

2590-P [Large Replacement Pad]

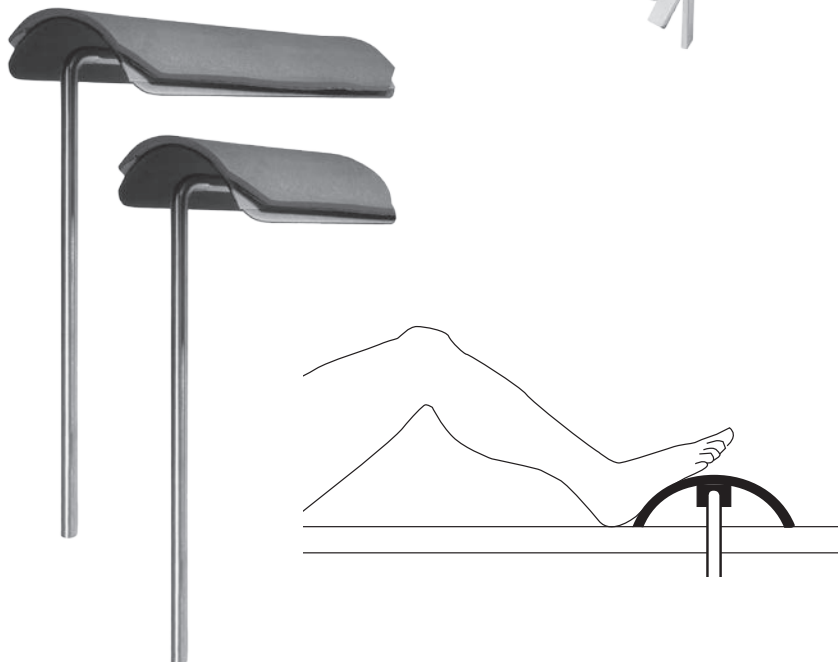
16" x 9" (40,7 cm x 22,9 cm)

2591-P [Small Replacement Pad]

9.5" x 9.25" (24,1 cm x 23,5 cm)

2595 [Optional Table Clamp]

Designed by
Ira Kirschenbaum, MD



Stulberg Sliding Bolster

Helps eliminate the need for a sand bag during total knee surgery


The base plate is attached to the table and the sterile sliding bolster is placed on top of the sterile drape. The bolster can be adjusted for different angles of knee flexion during surgery.

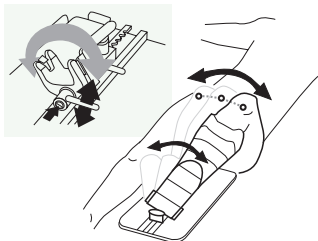
PRODUCT NO:

2730

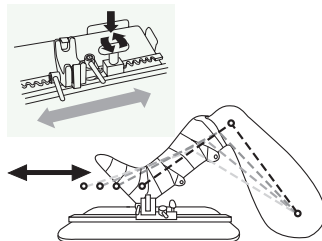
Base Dimensions:
20" x 10.5" (50,8 cm x 26,7 cm)

Designed by S. David Stulberg, MD

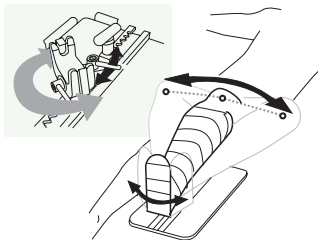


Tilt Bar

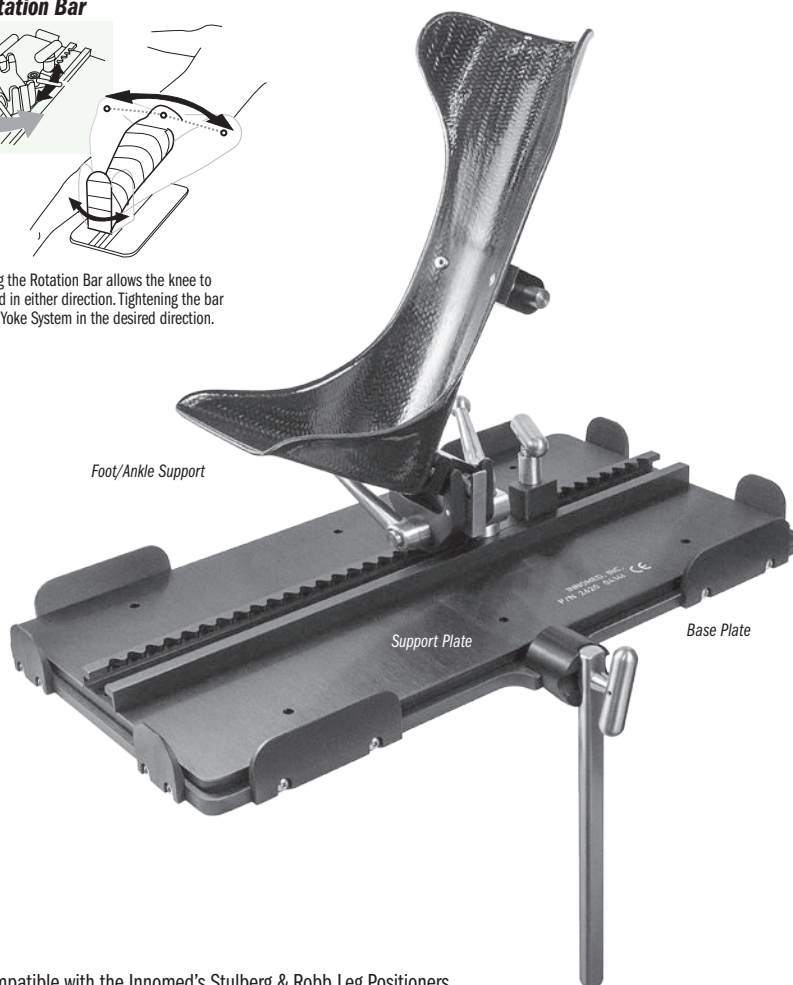
Loosening the Tilt Bar allows the knee to be tilted in either direction. Tightening the bar locks the Yoke System in the desired position.

Ratchet

The Ratchet allows the Yoke Assembly to be moved in a precise gradual manner, the length of the Track. For faster adjustments, downward pressure on the Ratchet Handle releases the Yoke Assembly which then can be easily slid the length of the Track.

Rotation Bar

Loosening the Rotation Bar allows the knee to be rotated in either direction. Tightening the bar locks the Yoke System in the desired direction.

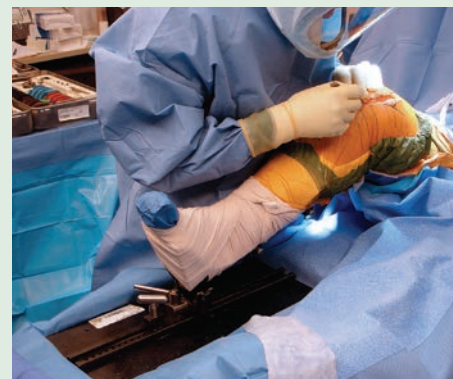


Compatible with the Innomed's Stulberg & Robb Leg Positioners

**Stulberg Leg Positioner**

Provides stable positioning of the knee during surgery

Allows the leg to be manipulated into the desired position and securely locked in place. It has the necessary adjustments to tilt, rotate, and flex or extend the knee. Extension/flexion adjustments can be made with quick release of the ratchet. In use, the base plate is clamped onto the operating table with the vertical side bar. The base plate is then draped and the sterile support plate lowered into the base plate. The patient's foot is wrapped into the foot support with a sterile bandage (additional padding may be used for thin tibias). The complete unit is steam and gas sterilizable. Three (3) Sterile Pads/Wraps are included with each new purchase.

**PRODUCT NO'S:**

Base Dimensions: 20" x 10.5" (50,8 cm x 26,7 cm)

2620 [Leg Holder with Footpiece]

Optional & Replacement Parts:

2620-FPI [Carbon Fiber Footpiece Only]

2629-00 [Case of 10 Sterile Pads/Wraps]

Designed by S. David Stulberg, MD

**Knee Positioner Sterile Protective Pad & Wrap**

Disposable, latex-free sterile foam pad and cohesive wrap helps protect patient from pressure sores, abrasions and possible neurological impairment while securing foot into the boot

PRODUCT NO'S:

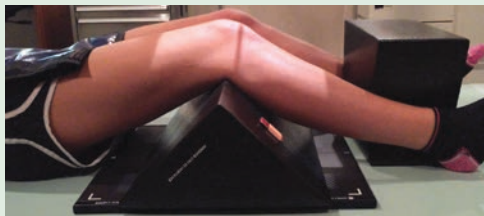
2629-00 [Case of 10 Sets - 1 Pad/Wrap per Set]

2629-L [1 Set - 1 Pad & 1 Wrap]



Patient Self Stress Assembly Set

Designed to help position a patient for X-ray evaluation to help determine candidacy for Unicompartmental Knee Arthroplasty



Used to help obtain a valgus stress view radiograph that will show a corrected medial compartment to test the functionality of the lateral compartment, with visualization of the patella in a true AP position and a flat tibial plateau.

PRODUCT NO'S:

2741-00 [Set]

Individual Positioners:

2741-01 [Triangle Positioner]

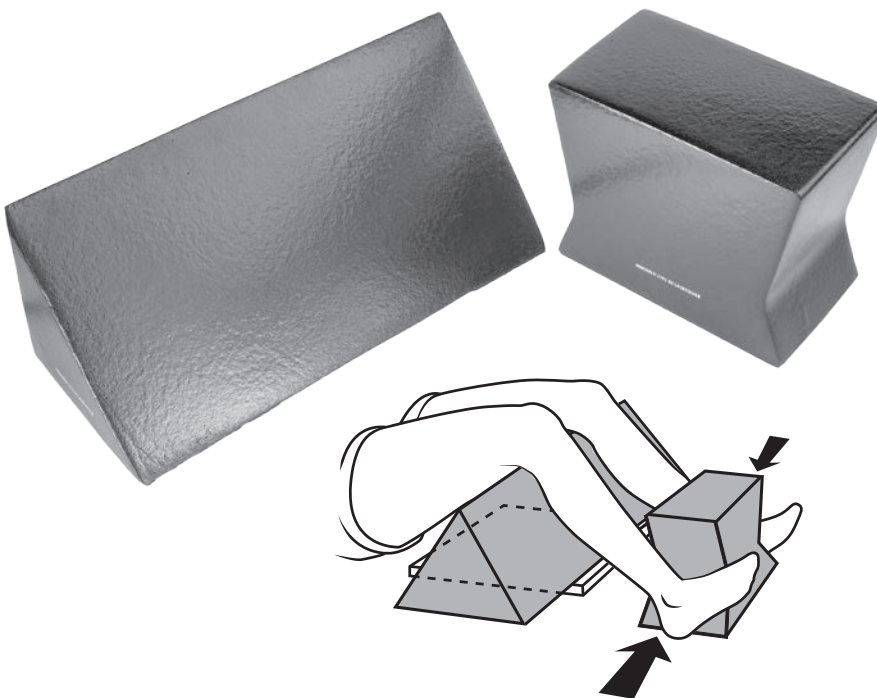
Dimensions: 24" x 9" x 9" (61 cm x 23 cm x 23 cm)

2741-02 [Contoured Cube]

Dimensions: 11" x 9" x 6" (28 cm x 23 cm x 15,2 cm)



Designed by Kyle Cook, RTR and David Mauerhan, MD



Sanders Extremity Positioning Tubes

Designed to support the knee and ankle during lower extremity surgery

The 6" tube lifts the knee off the operating table and allows for approximately 30° of knee flexion. Very useful for closure of total knee incisions, supporting fractures of the distal femur, and tibia plateau fractures. The 4" tube elevates the foot and ankle for ankle fracture surgery. The tubes are made of aluminum, allowing them to be autoclaved. They help eliminate the need for rolled sheet bolsters.

PRODUCT NO'S:

2740-01 [Small]

Diameter: 4" (10,2 cm)


Width: 8" (20,3 cm)

Designed by Richard A. Sanders, MD

2740-02 [Large]

Diameter: 6" (15,2 cm)

Width: 8" (20,3 cm)



Sanders Tube Holder

Designed to help stabilize the Sanders Extremity Positioning Tubes (#2740-01 & -02)

The tube holder will help stabilize the tubes when used for lower extremity positioning for lower extremity surgery. Also, by using the tubes with the Stulberg Sliding Bolster (#2730 – see page 76), the knee can be placed in less flexion during the initial incision and wound closure.

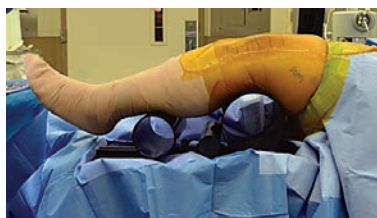

PRODUCT NO:

2740-03

Dimensions: 8" x 4" x 1.625" (20,3 x 10,2 x 4,1 cm)



Designed by Richard Sanders, MD



The tube holder can be placed anywhere along the rail so that tubes can support the ankle and knee simultaneously.



The tube holder is designed to prevent rolling and side-to-side tipping on the center rail.

Fromm Femur & Tibia Triangles

Used for femur and tibia positioning during nailing, repairs and fractures

Designed to position and hold the femur and tibia during intramedullary nailing of the tibia, ligament repairs and extremity fractures. Allows knee to be flexed greater than 90° to allow reaming and nail insertion without displacing fracture. The triangles are available in four heights: 8.5", 11", 14", and 16". The three smaller triangles are designed to fit inside the larger triangle for storage. They are supplied with an autoclavable silicone cushioning pad and velcro* straps. The triangles are radiolucent and gas or steam sterilizable.

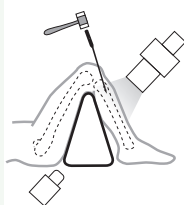
Designed by S.E. Fromm, MD.
Extra Small Triangle designed by
S.E. Fromm, MD & Kenneth Merriman, MD.



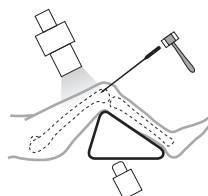
*Velcro® is a registered trademark of the Velcro Companies.



Tibial Nailing

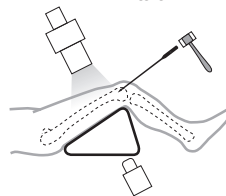


Retrograde Femoral Nailing



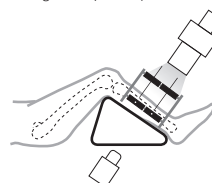
Retrograde Femoral Nailing

Triangle holds femur reduced (prevents sagging)



Tibia Reduced For:

- Open Reduction and Internal Fixation (ORIF)
- Application of uni- or multi-plane external fixator
- Knee ligament repairs and/or reconstruction



PRODUCT NO'S:

2760-00 [Set of 3] Angles: Top 30°, Two Bottom 75°

2760-01 [11"] Base: 6" (15,2 cm), Height: 11" (27,9 cm)

2760-02 [14"] Base: 7" (17,8 cm), Height: 14" (25,6 cm)

2760-03 [16"] Base: 9" (22,9 cm), Height: 16" (40,7 cm)

Sold Separately - Not In Set:

2760-XS [8.5"] Base 5" (12,7 cm), Height: 8.5" (21,6 cm)

Replacement Parts:

2760-P [Silicone Pad]

2760-S [Straps] Package of 18

8120-SP [Straps for XS] Package of 10

Modified 90° Leg Stabilizer

Useful in total knee surgery to hold the leg in position

PRODUCT NO'S:

2725

Post Height: 11.375" (28,9 cm)

Pad Length: 9" (22,9 cm)

Pad Diameter: 3" (7,6 cm)

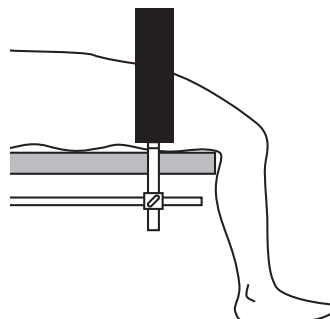
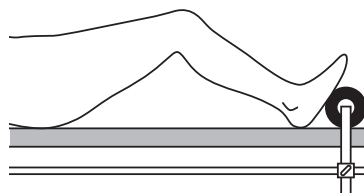
Replacement Parts:

9120 [Table Clamp]

8840-P [Pad]

Sterilizable table clamp included.

Designed by Gregory Fanelli, MD



Leg Stabilizer

Useful in arthroscopic knee surgery to hold the leg in position



PRODUCT NO'S:

8840

Overall Length: 18.5" (47 cm)

Handle Length: 9.25" (23,5 cm)

Pad Diameter: 3" (7,6 cm)

Replacement Parts:

9120 [Table Clamp]

8840-P [Pad]

Helps to open up the knee joint when pressure is applied to the lower leg. Sterilizable table clamp included.



Designed by Gregory Fanelli, MD

Stanton Arthroscopic Leg Holder

Designed to securely hold legs of various sizes for arthroscopic surgery

- ▶ Sliding leg holder can be adjusted for small calves or to accommodate large thighs
- ▶ Locking pin prevents sides from spreading apart
- ▶ Strap can be placed high or low through the slots in the side plates to accommodate large/small limbs
- ▶ Strap is strongly secured with a toothed clamp
- ▶ Support rod, when clamped into a standard table clamp, helps to prevent rotation

PRODUCT NO'S:

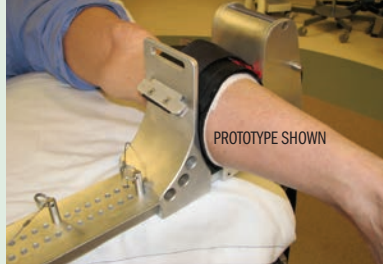
4045

Dimensions: 16.5" L x 8.5" H x 3.5" W
(42 cm L x 21,6 cm H x 8,9 cm W)
Fits Legs: From 4" to 11" (10 cm to 28 cm)

Replacement Parts

4045-S [Strap]
Overall Length: 28" (71,2 cm)

Designed by
John Stanton, MD



George Arthroscopic Knee Positioner

Provides lateral and superior support which allows valgus stress to open the medial compartment

Shape does not squeeze the thigh, making the need for a thigh tourniquet optional. If desired, the unit can easily be rotated out of the way without disrupting the sterile field. Using with a standard operating table clamp, the unit can easily be raised or lowered to accommodate all thigh sizes.

PRODUCT NO'S:

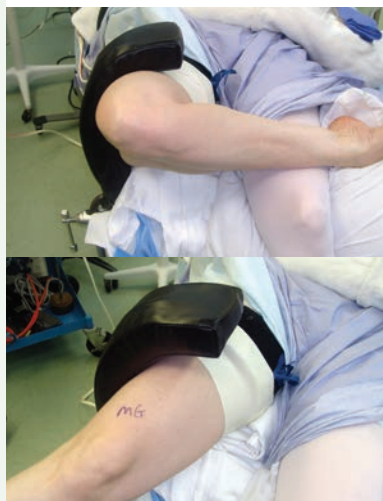
2735

Overall Height: 22" (55,9 cm)
Post Height: 12" (30,5 cm)
Pad Width: 3" (7,6 cm)

Replacement Parts

2735-P [Pad]

Designed by Michael S. George, MD



Durham Leg Positioner

Placed against the thigh, helping to hold the leg upright in knee surgery

Supplied with a sterilizable table clamp. The pad is made of semi-dense foam to help prevent pressure points and is sealed with a washable coating.

PRODUCT NO'S:

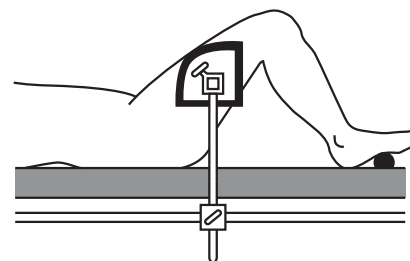
4105

Replacement Parts:

9120 [Table Clamp]

4105-P [Pad]

Designed by Al Durham, MD



Calibrated Ortho Spreader without Teeth

In knee surgery, helps separate the femur and tibia during knee replacement procedures

PRODUCT NO'S:

Flat Outside Pads

1842 [Small Flat]
Overall Length: 6.5" (16,5 cm)
Blade Width: 7 mm
Blade Thickness: 1.68 mm

1843 [Medium Flat]
Overall Length: 9.25" (23,5 cm)
Blade Width: 10 mm
Blade Thickness: 1.68 mm

1842-01 [Small Serrated]
Overall Length: 6.5" (16,5 cm)
Blade Width: 7 mm
Blade Thickness: 1.68 mm

1843-01 [Medium Serrated]
Overall Length: 9.25" (23,5 cm)
Blade Width: 10 mm
Blade Thickness: 1.68 mm

► Can also be used for spine surgery where the calibrated ratchet (in mm) is used to accurately measure the size of opening – useful in procedures to help assess bone graft needs.

► Also used for foot & ankle surgery



Available with flat or serrated outside blades



Calibrated ratchet (in mm).

Four Pad Configurations Available

Scott Femoral Tibial Tensor/Spreader

Used before determining femoral component rotation to help properly tense the medial and lateral ligaments and help assure a stable, balanced flexion gap



An important part of surgical technique during total knee arthroplasty is the establishment of a symmetric balanced flexion gap. This can be achieved by tensing the

medial and lateral ligaments with laminar spreaders and rotating the femoral component until a rectangular space is formed. The calibrated Tensor/Spreader allows the surgeon to choose a reproducible amount of tension across the medial or lateral flexion space.

In the varus knee, any medial release necessary to balance the knee in extension is performed first. In the valgus knee, the flexion gap can be balanced before the extension gap if the lateral retinaculum (not the lateral collateral ligament) is all that needs releasing to correct the deformity.

The spreader can be used before or after tibial preparation and also during revision surgery after a well-aligned tibial platform has been established.

PRODUCT NO'S:

1995 [Narrow Fixed Pads]
Overall Length: 7" (17,8 cm)
Blade Width: 7 mm
Opens to: 40 mm

1996* [Wide Fixed Pads]
Overall Length: 7" (17,8 cm)
Pads: 22 mm x 13 mm
Opens to: 40 mm

1997 [Wide Block Pads]
Overall Length: 7" (17,8 cm)
Pads: 23 mm x 12 mm
Opens to: 40 mm

1998 [Round Pads]
Overall Length: 7" (17,8 cm)
Pads: 25 mm x 25 mm
Opens to: 40 mm

Designed by Richard Scott, MD*

*Pad Modification for Wide Fixed Pad Designed by Raymond H. Kim, MD

Surgical technique available on our website.

Patent Pending



Narrow Fixed Pads

Wide Fixed Pads

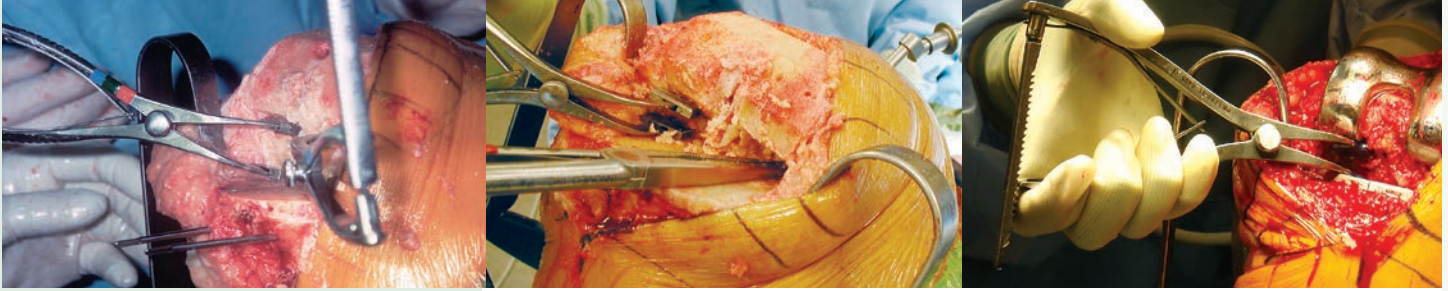
Wide Block Pads

Round Pads

Original with narrow pads, designed to be used before making the femoral and tibial cuts.

Three wide pad styles, designed for use after the cuts have been made.





Calibrated Femoral Tibial Spreaders

Helps separate the femur and tibia during total knee replacement surgery



PRODUCT NO'S:

SMALL

1850 [Small w/Grooved Pads]
Overall Length: 7" (17,8 cm)
Pads: 23 x 12 mm
Opens to 39 mm

1850-D [Small w/Diamond Cut Pads]
Overall Length: 7" (17,8 cm)
Pads: 23 x 12 mm
Opens to 39 mm

1850-01 [Small w/Coated Pads]
Overall Length: 7" (17,8 cm)
Pads: 18 x 15 mm
Opens to 39 mm

1865 [Small w/Round Pads]
Overall Length: 7" (17,8 cm)
Pads: 25 x 25 mm
Opens to 39 mm

PRODUCT NO'S:

MEDIUM

1855 [Medium w/Grooved Pads]
Overall Length: 10" (25,4 cm)
Pads: 23 x 14 mm
Opens to 50 mm

1855-D [Medium w/Diamond Cut Pads]
Overall Length: 10" (25,4 cm)
Pads: 23 x 14 mm
Opens to 50 mm

1855-SL [Medium w/Speed Lock & Grooved Pads]
Overall Length: 10" (25,4 cm)
Pads: 23 x 14 mm
Opens to 50 mm

1866 [Medium w/Round Pads]
Overall Length: 10" (25,4 cm)
Pads: 25 x 25 mm
Opens to 50 mm

Speed lock modification designed by Nasim A. Rana, MD

PRODUCT NO'S:

LARGE

1860 [Large w/Grooved Pads]
Overall Length: 12" (30,5 cm)
Pads: 25 x 16 mm
Opens to 65 mm

Speed Lock Version

Helps allow precise control and prevent unintended release.

Coated Pad Version


Helps protect component surfaces when implants are in place, and are slightly contoured to add stability against the curved articulating implant surfaces.



Small with Grooved Pads



Small with Coated Pads



Small with Round Pads

Small - 7"



Medium with Grooved Pads




Medium with Speed Lock & Grooved Pads



Medium with Round Pads

Medium - 10"



Large with Grooved Pads

Large - 12"



Grooved Pads

Diamond Cut Pads

Coated Pads

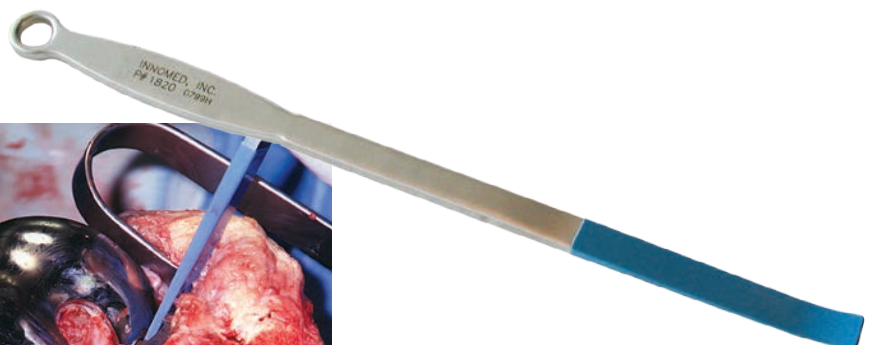
Femoral Tibial Coated Spreader Bar

Designed to separate the femur and tibia when implant components are in place

The end is coated to help protect from scratching component surfaces.

PRODUCT NO:

1820
Overall Length: 13" (33 cm)
Coated Surface: 4" (10,2 cm)
Blade Width: 13 mm



INNOMED

Many Spreader
Styles Available with
Diamond Cut Pads



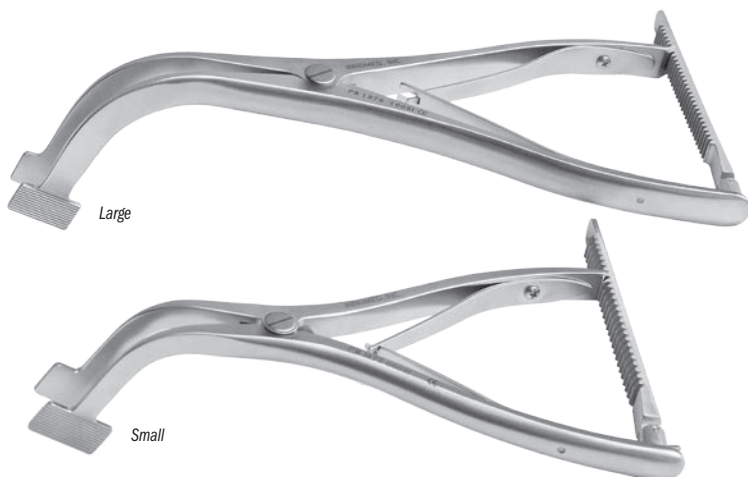
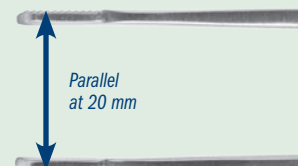
Lombardi Gap Balancing Femoral Tibial Spreader

Designed to help separate the femur and tibia during total knee procedures, with the pads being parallel when measured at 20 mm of separation


Designed by Adolph V. Lombardi Jr., MD



PRODUCT NO'S:	
Horizontal Grooved Pads	
1878 [Large]	Overall Length: 9.25" (23,5 cm) Pads: 22 mm x 13 mm Opens to 50 mm
1877 [Small]	Overall Length: 7" (17,8 cm) Pads: 22 mm x 13 mm Opens to 35 mm
Diamond Cut Pads	
1878-D [Large]	Overall Length: 9.25" (23,5 cm) Pads: 22 mm x 13 mm Opens to 50 mm
1877-D [Small]	Overall Length: 7" (17,8 cm) Pads: 22 mm x 13 mm Opens to 35 mm



The calibrated handle of the spreader helps to accurately gauge the gap, and makes it possible for two spreaders to be used to assist in balancing ligaments.



Lombardi Femoral Tibial Spreader

Thin pads help to separate the femur and tibia during total knee procedures

PRODUCT NO'S:	
Horizontal Grooved Pads	Diamond Cut Pads
1875 [Large] Overall Length: 9.25" (23,5 cm) Pads: 22 mm x 13 mm Opens to 50 mm	1875-D [Large] Overall Length: 9.25" (23,5 cm) Pads: 22 mm x 13 mm Opens to 50 mm
1876 [Small] Overall Length: 7" (17,8 cm) Pads: 22 mm x 13 mm Opens to 35 mm	1876-D [Small] Overall Length: 7" (17,8 cm) Pads: 22 mm x 13 mm Opens to 35 mm

Designed by Adolph V. Lombardi Jr., MD



Femoral Tibial Spreader with Speed Lock

Helps separate the femur and tibia during total knee replacement surgery

PRODUCT NO:
1855-SL [Medium with Speed Lock] Overall Length: 10" (25,4 cm) Pads: 23 x 14 mm Opens to 50 mm



Designed by Nasim A. Rana, MD

Meftah PCL Protector

Designed to help protect the posterior cruciate ligament in cruciate retaining total knee surgery during the proximal tibial cut

The PCL Protector can be used efficiently right before the tibial cut. It is curved distally so that it can put over the PCL from the top/posterior side and with a few taps, the fanned blade can get around the PCL and into the bone (not more than 5 mm) and "cover" the PCL. The protector is left in place until the tibial cut is made with a saw, which would hit the protector instead of the PCL if it gets too close.

PRODUCT NO:

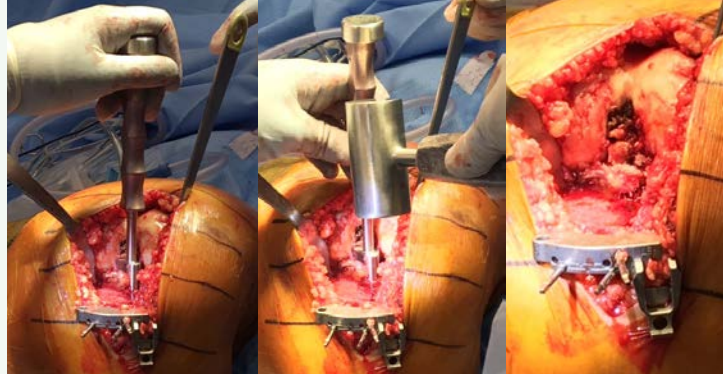
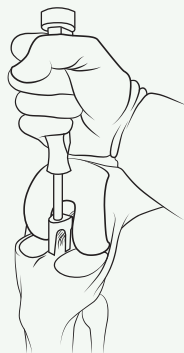
3221

Overall Length: 8" (20,3 cm)



Designed by Morteza Meftah, MD

New!



Kodkani Tissue Elevator Suture/Graft Passer

Designed for MPFL reconstruction basket weave technique, and helpful for mini-open ligament reconstruction surgeries for graft passage

Can also be used for:

- ▶ Periosteum/soft tissue elevator or freer
- ▶ Percutaneous passage of tendon/ligament graft/suture
- ▶ Stripping tendon grafts off muscle
- ▶ General orthopedics – repiosteum elevator and spike

PRODUCT NO:

1114

Overall Length: 9.75" (24,8 cm)

Handle Length: 4.25" (10,8 cm)

Suture Hole: 2,5 mm x 13 mm

Designed by Pranjali Kodkani, MD



New!



Sorrells Tibia Protector Plates

Designed to protect the surface of the tibia

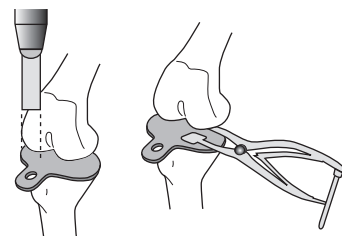

PRODUCT NO'S:

1130 [Large] 7,5 cm x 4,5 cm

1135 [Small] 6,5 cm x 4 cm



Designed by R. Barry Sorrells, MD



Trans-sulcus Angle Guide

Helps establish the trans-sulcus line

A line is drawn down the deepest part of the trochlear sulcus (Whiteside line) with a marking pen or cautery. The post on the guide is inserted into the hole in the femur made for an intra-medullary alignment guide. The trans-sulcus angle guide is then rotated until the line on the guide lines up with the Whiteside line. A line is then drawn along the bottom of the guide.

PRODUCT NO:

1160

Dimensions: 2.25" x .75" (5,7 cm x 1,9 cm)

Post Depth: 1.5" (3,8 cm)

Designed by
Richard Scott, MD



Line is drawn
along bottom of guide



Bargo Femoral Lift

Designed to distract the distal femur up and away from the proximal tibia during TKR to help expose the popliteal fossa and access the soft tissues for meniscal excision

Particularly useful when using a 3D printed cutting block, where drilled access to the intramedullary canal (to help lift the femur) is unavailable.

PRODUCT NO:

3649

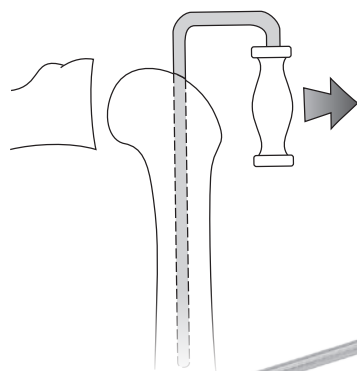
Overall Length: 6.75" (17.1 cm)

Handle Offset: 3.5" (8.9 cm)

Handle Length: 5" (12.7 cm)

Lift Pad: 2" x 1.675" (51 mm x 41 mm)

Designed by Lonnie Bargo, CSFA



Distal Femur Distractor

Helps distract the distal femur away from the proximal tibia

Inserted into a predrilled hole in the distal femur. The bent handle allows the femur to be distracted away from the tibia. The intramedullary rod portion is fluted.

PRODUCT NO'S:

4220-00 [Standard Handle]

Overall Length: 12.75" (32.4 cm)

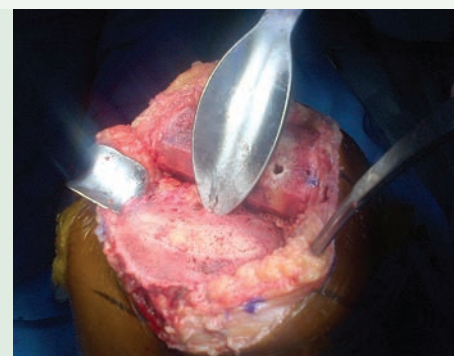
Rod Offset from Handle: 4.5" (11.4 cm)

4220-01 [Upward Bent Handle]

Overall Length: 17.5" (49.6 cm)

Rod Length from Bend: 12.75" (32.4 cm)

Rod Offset from Handle: 4.5" (11.4 cm)



Harwin Modified Cobra Retractor

Designed for use during total hip and knee surgery

In total knee surgery, the wide blade of the large retractor spans the prepared box and helps bring the tibia forward. The small retractor helps with retraction of the medial and lateral structures, where the wide, concave blade provides added exposure over standard bent Hohmann retractors. The serrated tip helps improve stability.

PRODUCT NO'S:

6143 [Large]

Overall Length: 14.75" (37.5 cm)

Blade Width: 43.2 mm

Tongue: 25 mm x 5 mm

6143-01 [Small]

Overall Length: 12.5" (31.8 cm)

Blade Width: 30 mm

Tongue: 25 mm x 5 mm

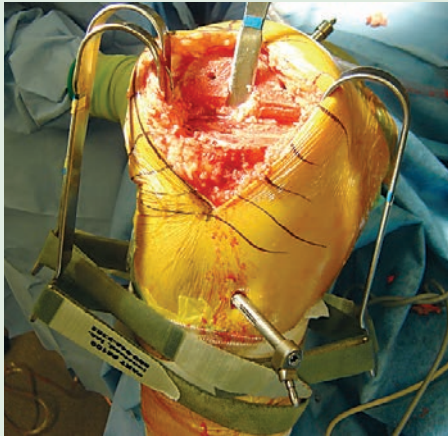
Designed by Steven F. Harwin, MD, FACS



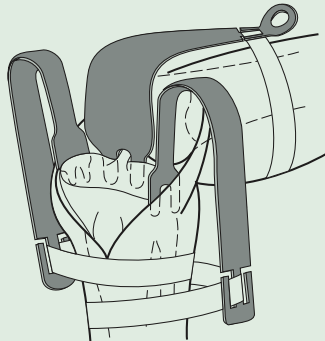
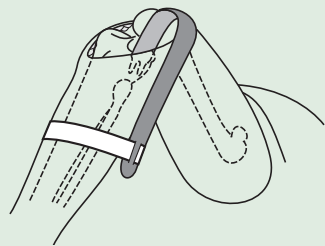
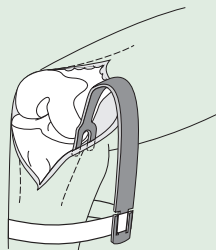
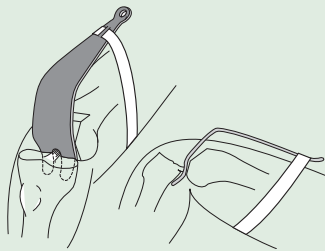
Self-Retaining Knee Retractor System

*Helps free assisting personnel
while providing excellent exposure*

The Knee Retractor System holds retractors utilizing Velcro® straps. This helps eliminate obstruction of the surgeon's operative area and frees assisting personnel. Five retractor styles are available; straps are available in two lengths. Retractors and straps are autoclavable. The Retractors can be used singularly or in combination.



Designed by S. David Stulberg, MD



MIS Modified Wide PCL Retractor with Strap

PRODUCT NO:

3515

Overall Length: 10" (25,4 cm)
Blade Width Above Prongs: 34 mm
Prong Width: 8.5 mm | 17 mm Gap | 8.5 mm




Wide PCL Retractor with Strap

PRODUCT NO:

3525

Overall Length: 10" (25,4 cm)
Blade Width Above Prongs: 57 mm
Prong Width: 8.5 mm | 17 mm Gap | 8.5 mm



Single Prong Collateral Ligament Retractor with Strap

PRODUCT NO:

6650

Overall Length: 8.25" (21 cm)
Blade Width: 14 mm



Long Prong Collateral Ligament Retractor with Strap

PRODUCT NO:

6630

Overall Length: 8" (20,3 cm)
Overall Blade Width: 21 mm
Prong Width: 4.5 mm | 12 mm Gap | 4.5 mm



Stubbs Short Prong Collateral Ligament Retractor with Strap

PRODUCT NO:

6640

Overall Length: 8" (20,3 cm)
Blade Width Above Prongs: 27 mm
Prong Width: 4.8 mm | 3.4 mm Gap | 4.8 mm

Designed by B. Stubbs, MD

Strap

PRODUCT NO'S:

Packages of 10

8100-P [Long Strap-Femur]

8120-P [Short Strap-Tibia]



Velcro® is a registered trademark of Velcro U.S.A.

Bolanos Modified Chandler Retractor

Used for retracting tissue away from the bone

PRODUCT NO:

3222

Overall Length: 7.5" (19,1 cm)

Blade Width at Widest: 1" (2,54 cm)



Designed by Alberto Bolanos, MD



Chandler Retractors

Used for retracting tissue away from the bone, and helpful for posterior exposure of the tibia in MIS surgery

Allows the surgeon to retract soft tissue away from bone, and can be used for hip and knee surgery. The handle is contoured away from the field of view and working area. Available in three blade sizes: 5/8", 3/4" and 1".

The OrthoLucent™ version is made of a strong, lightweight carbon fiber PEEK composite material, which is completely radiolucent, helps to prevent from marring component surfaces, and can be steam sterilized.

PRODUCT NO'S:

3220-01 [5/8" (15,9 mm)]

Overall Length: 9.125" (23,5 cm)

Blade Width: 16 mm

3220-02 [3/4" (19 mm)]

Overall Length: 9.125" (23,5 cm)

Blade Width: 19 mm

3220-04 [1" (25,4 mm)]

Overall Length: 9.125" (23,5 cm)

Blade Width: 25,4 mm


3220-02R* [OrthoLucent™] 3/4" (19 mm)

Overall Length: 9.125" (23,5 cm)

Blade Width: 19 mm



*
MADE EXCLUSIVELY
FOR INNOMED IN
SWITZERLAND



Meckel Posterior Stabilizing Knee Retractor

Designed to provide enhanced anterior translation of the tibia when doing posterior stabilized total knee replacement

The 15 mm deep blade section of the retractor is used to lever the tibia forward (by resting the tip on the posterior tibia and the middle blade section block levering off the distal femur) after the box cut has been made in the distal femur.

PRODUCT NO:

4538

Overall Length: 10" (24,5 cm)

Blade Width: 20 mm

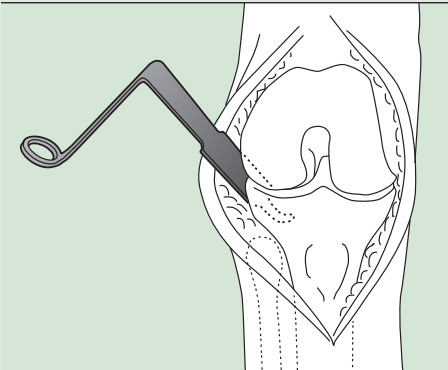
Blade Depth: 15 mm

Designed by Christopher M. Meckel, MD



Bent Hohmann Retractors—Narrow

Helps retract tissues at the margins of the joint



Useful for retracting tissues at the margins of the joint. Can be passed over the margins of the joint and held in place with weights or by hand.

The OrthoLucent™ version is made of a strong, lightweight carbon fiber PEEK composite material, which is completely radiolucent, helps to prevent from marring component surfaces, and can be steam sterilized.

PRODUCT NO'S:	
7110	Overall Length: 9.75" (23,8 cm) Handle Length: 7" (17,8 cm) Blade Width: 19 mm Depth from Bend: 4.75" (12,1 cm)
7110-R* [OrthoLucent™ Narrow]	Overall Length: 9.75" (23,8 cm) Handle Length: 7" (17,8 cm) Blade Width: 19 mm Depth from Bend: 4.75" (12,1 cm)
7110-01 [Extra Long Handle]	Overall Length: 11.5" (29,2 cm) Handle Length: 10" (25,4 cm) Blade Width: 19 mm Depth from Bend: 4.75" (12,1 cm)
7111 [With Extra Grip Tip]	Overall Length: 9.75" (23,8 cm) Handle Length: 7" (17,8 cm) Blade Width: 19 mm Depth from Bend: 4.25" (10,8 cm)
7115 [Short-tipped Narrow]	Overall Length: 8.625" (21,9 cm) Handle Length: 7" (17,8 cm) Blade Width: 19 mm Depth from Bend: 4.4" (11,2 cm)
7115-01 [Short-tipped Extra Long Handle]	Overall Length: 11" (27,9 cm) Handle Length: 10" (25,4 cm) Blade Width: 19 mm Depth from Bend: 4.25" (10,8 cm)
7115-03 [Extra Deep]	Overall Length: 12.125" (31,1 cm) Handle Length: 9.75" (24,8 cm) Depth from Bend: 6.25" (15,9 cm) Blade Width: 19 mm




*
MADE EXCLUSIVELY
FOR INNOMED IN
SWITZERLAND

Short-tipped designed by Carl DiRaimondo, MD
Extra Grip Tip design modification by Alfred A. Durham, MD

Bent Hohmann Retractors—Wide

Helps retract tissues at the margins of the joint

PRODUCT NO'S:	
6590	Overall Length: 9.375" (23,8 cm) Handle Length: 7" (17,8 cm) Blade Width: 41 mm Depth from Bend: 4.75" (12,1 cm)
6590-01 [Extra Long Handle]	Overall Length: 11" (27,9 cm) Handle Length: 9" (22,9 cm) Blade Width: 41 mm Depth from Bend: 5.5" (14 cm)



Narrow

OrthoLucent™
Narrow

Narrow with Extra
Long Handle

Narrow with
Extra Grip Tip

Short-tipped Narrow


Short-tipped Narrow
with Extra Long Handle

Extra Deep



Wide

Wide with
Extra Long Handle



Modular Weights

Used to help hold retractors in place

PRODUCT NO'S:

3430-01 1.5 lbs. (.68 kg)

3430-02 2.0 lbs. (.91 kg)

3430-03 2.5 lbs. (1.13 kg)
with attaching hook



Modified Hohmann Retractors

Handle is contoured to allow better leverage and visualization

Useful for retracting tissues around the bone.
Can be held in place with weights or by hand.

The OrthoLucent™ version is made of a strong, lightweight carbon fiber PEEK composite material, which is completely radiolucent, helps to prevent from marring component surfaces, and can be steam sterilized.

PRODUCT NO'S:

4535 [Narrow]
Overall Length: 10" (25,4 cm)
Blade Width: 14 mm

4535-R* [OrthoLucent™ Narrow]
Overall Length: 10" (25,4 cm)
Blade Width: 18 mm

4535-01 [Extra Deep Narrow]
Overall Length: 11.625" (29,5 cm)
Blade Width: 16.4 mm

4545 [Short-tipped Narrow]
Designed by Carl DiRaimondo, MD
Overall Length: 9.5" (24,1 cm)
Blade Width: 14 mm

6595 [Wide]
Overall Length: 10" (25,4 cm)
Blade Width: 42.5 mm

6595-01 [Extra Deep Wide]
Overall Length: 11.5" (29,2 cm)
Blade Width: 42.5 mm



Wetzel Modified Hohmann Retractor

The long point is designed to be placed around, on, or through a bony structure and then levered back to retract tissue

The handle is contoured to allow better leverage and visualization. Can be held in place with weights or by hand.

PRODUCT NO:

4539
Overall Length: 10" (25,4 cm)
Blade Width: .85" (21,5 mm)



Designed by Robert Wetzel, MD and Todd McKinley, MD

MIS Utility Knee Retractor

Used interchangeably for medial exposure, lateral exposure and to assist in posterior exposure for the tibia

Helps to keep hands out of the field of view while providing retraction in minimally invasive knee surgery.

PRODUCT NO:

3220-03
Overall Length: 9" (22,9 cm)
Blade Width: 16 mm

Designed by William Robb, MD



45° Knee Retractors

Designed for use around the knee

PRODUCT NO'S:	
6290-00-075 [Large]	Overall Length: 9.125" (23,2 cm)
6290-00-076 [Small]	Overall Length: 7.875" (20 cm)
6290-00-077 [Medium]	Overall Length: 9.125" (23,2 cm)
6290-00-078 [Medium Straight]	Overall Length: 9.125" (23,2 cm)



New!

New!
SIZES AVAILABLE

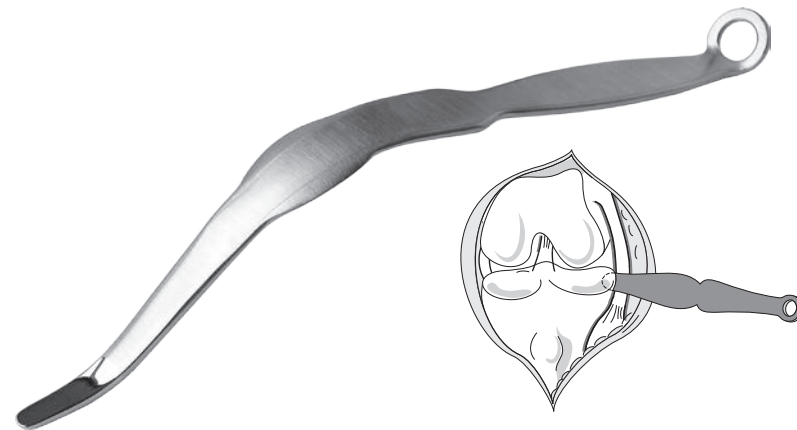


Concave Total Knee Retractor

Retracts soft tissue away from the femur and tibia

Used during total knee surgery to retract soft tissue away from the femur and tibia. The blade is designed to curve around the distal femur and tibia plateau.

PRODUCT NO'S:	
6720 [Standard]	Overall Length: 9.625" (24,4 cm) Blade Width: 15 mm
6720-01 [Narrow]	Overall Length: 9.625" (24,4 cm) Blade Width: 9 mm



Roose Utility Knee Retractor

Used for retraction of the soft tissues laterally or medially and for anterior translation of the tibia during tibial prosthetic insertion

The curvature and width are designed for retraction of soft tissues and excellent visualization of bone structure.

PRODUCT NO:	
4532	Overall Length: 9" (22,9 cm) Blade Width (above tip): 14 mm

Designed by Paul Roose, DO

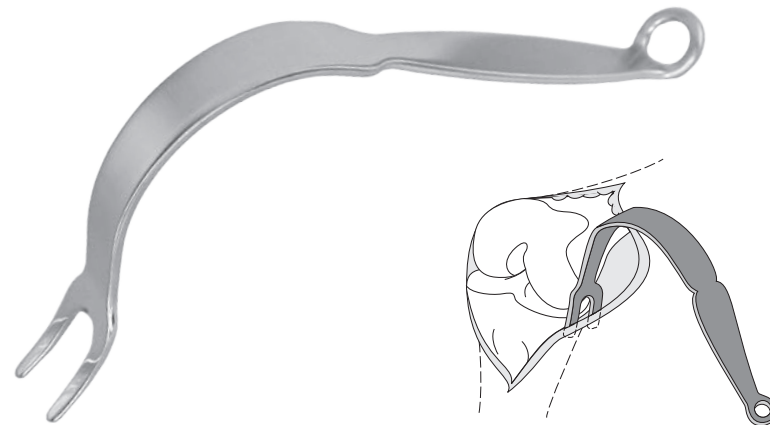


Collateral Ligament Retractor

Helps protect the lateral collateral ligament while exposing the proximal tibia

Used during total knee surgery and is inserted between the lateral collateral ligament and bone to protect the ligament and expose the proximal tibia. The dual prongs keep the retractor from rocking and assist in the insertion. The retractor is bent so that it is out of the way of the operating surgeon.

PRODUCT NO:	
6620	Overall Length: 8" (20,3 cm) Prong Width: 5 mm 11 mm Gap 5 mm



Baldwin Lateral Soft Tissue Retractors

Designed to hold back the fat pad and soft tissues during total knee arthroplasty

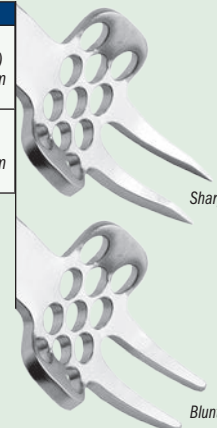
The fenestrated paddle helps hold back the fat pad and soft tissues, while the two sharp-tipped prongs help penetrate the soft tissue, but have flat surfaces that rest against the side of the tibia and help prevent rotation of the instrument.

PRODUCT NO'S:

6312 [Sharp Prongs]
Overall Length: 9.875" (25.1 cm)
Pad Dimensions: 38 mm x 15 mm
Prong Depth: 22 mm

6313 [Blunt Prongs]
Overall Length: 9.75" (24.8 cm)
Pad Dimensions: 38 mm x 15 mm
Prong Depth: 20 mm

Designed by James L. Baldwin, MD



Sharp

Blunt

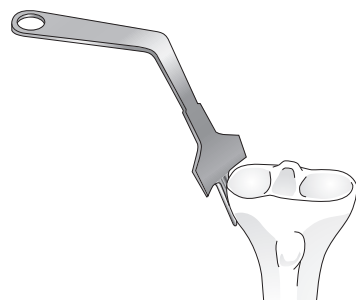
Wubben Lateral Fat Pad Retractor for TKR

Designed to hold soft tissues when inserting the TKR

PRODUCT NO:

3218
Overall Length: 10" (25.4 cm)
Blade Width: 41 mm

Designed by Robert Wubben, MD



Wide Blade

Narrow Blade

Excellent for minimally invasive knee procedures

"S" Total Knee Retractors

Helps protect the collateral ligaments and popliteal structures while providing excellent visualization within the knee joint

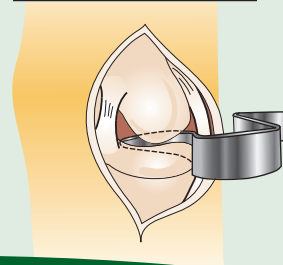
The design is self-retaining and can be used singularly and in pairs. For cruciate sparing or sacrificing prosthetic designs.

PRODUCT NO'S:

3720-00 [Wide Blade]
Overall Length: 6" (15.2 cm)
Blade Width: 20 mm

3720-01 [Narrow Blade]
Overall Length: 6" (15.2 cm)
Blade Width: 10 mm

Designed by R. Barry Sorrells, MD



Blount Knee Retractor

Helps create better access to the articulating surfaces

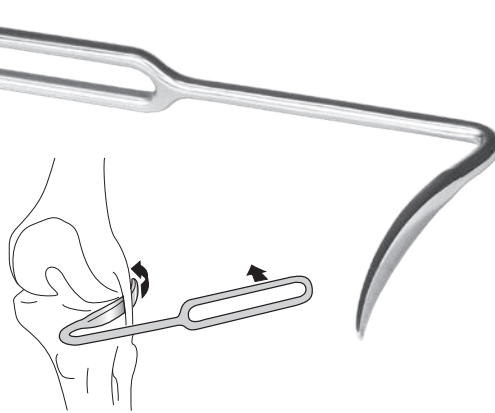
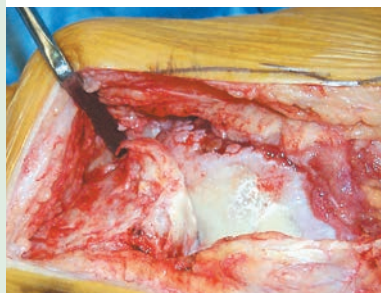
Designed for retraction in total knee arthroplasty, the long narrow blade easily fits above the capsular ligament at the joint line. Can also be used for knee revision, fitting easily around the implant.

PRODUCT NO:

4850

Overall Length: 8.5" (21.6 cm)
Prong Width: 9 mm

Designed by James B. Stiehl, MD



"Z" Knee Retractor

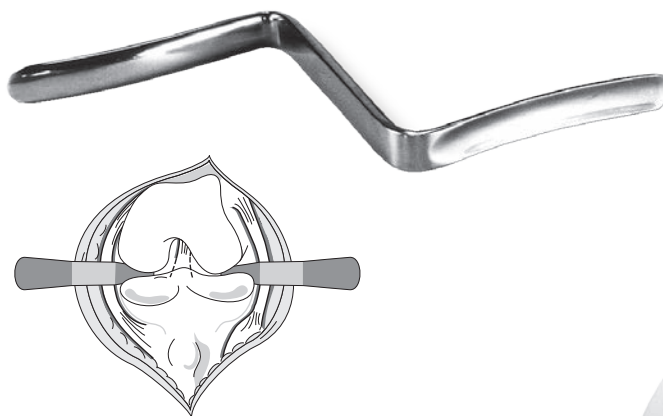
Helps create better access to the articulating surfaces

Designed to expose the femur and the tibia during knee surgery for better access to the articulating surfaces. The "Z" contouring of the retractor provides the surgeon with an open field of view and working area.

PRODUCT NO:

4420-00

Overall Length: 7.25" (18.4 cm)
Blades: 11 mm Wide, 3" Deep



Rosen Double Ended Retractors

Helps to reduce the number of instruments on the field and to limit the need for passing instruments during the case

PRODUCT NO'S:


4005 [Army-Navy/Z]

Overall Length: 10" (25.4 cm)
Z End: 70 mm Deep, 11 mm Wide
Army Navy End: 40 mm Deep, 15 mm Wide

4010 [Richardson/Z]

Overall Length: 10" (25.4 cm)
Z End: 70 mm Deep, 11 mm Wide
Richardson End: 40 mm Deep, 37 mm Wide

Designed By
Adam Rosen, DO



Bicos Meniscal Repair Retractor

A popliteal retractor specifically designed for meniscal repair or access to the posterior knee

Used when an inside out meniscal repair is indicated, the design facilitates retracting the posterior soft tissues of the popliteal fossa out of the way, allowing passage of meniscal repair needles.

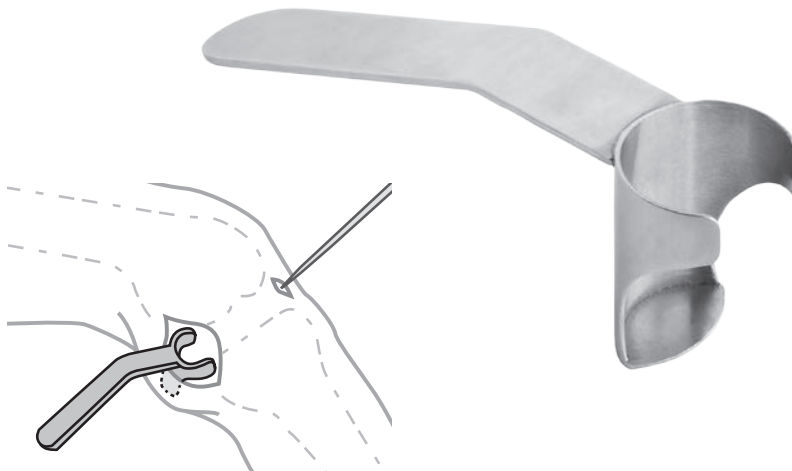
The retractor's compact design facilitates a minimally invasive incision. The unique shape helps capture the meniscal repair needles and direct them out of the posterior incision for easy grasping and repair. Incorporates a shiny body to help reflect inside the posterior wound and aid in seeing and retrieving the needles.

PRODUCT NO:

2731

Overall Length: 5" (12.7 cm)
Depth: 1.625" (4.1 cm)
Diameter: 28 mm

Designed by James Bicos, MD



1 MI Small Hohmann Retractor



2 MI Large Hohmann Retractor



3 MI Condylar Retractor



4 MI Superior Retractor



5 MI Patellar Retractor



6 MI Soft Tissue Retractor



Minimally Invasive Knee Retractors

Helps provide excellent visibility and ligament protection during Total and Unicondylar Knee Replacement Surgery

PRODUCT NO'S:

S3035 [Small Hohmann Retractor]


1 Overall Length: 7.5" (19,1 cm)
Blade Width: 25 mm

S3036 [Large Hohmann Retractor]

2 Overall Length: 8" (20,3 cm)
Blade Width: 36 mm

S3037 [Condylar Retractor]

3 Overall Length: 7.5" (19,1 cm)
Blade Width: 12 mm



S3038 [Superior Retractor]

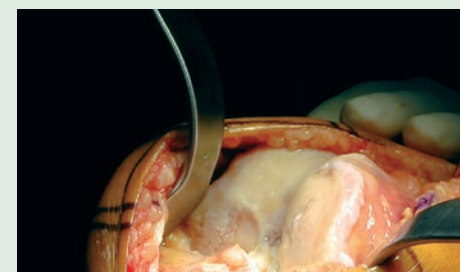
4 Overall Length: 8.75" (22,2 cm)
Blade Width: 31 mm

S3039 [Patellar Retractor]

5 Overall Length: 10.25" (26 cm)
Blade Width: 45 mm

S3042 [Soft Tissue Retractor]

6 Overall Length: 8.75" (22,2 cm)
Blade Width: 36 mm



MIS Patella Retractor

PRODUCT NO:

3220-05

Overall Length: 9" (22,9 cm)
Patella Pad Width at Widest: 22 mm
Lower Blade Width at Widest: 16 mm

Designed by William Robb, MD



Lipscomb Meniscal Retractor

Designed to protect neurovascular structures during meniscal and extraarticular ligament repairs

PRODUCT NO:

3740

Overall Length: 9" (22,9 cm)

Designed by A. Brant Lipscomb, Jr., MD, P.A.



PCL Retractors

Designed to straddle the cruciate ligament

Designed to straddle the cruciate ligament and lie in the femoral condylar notch, allowing the surgeon to retract the tibia away from the femur for better access. The handle is contoured away from the surgeon's field of view. Modular weights can be used to help hold the retractor in place.

The OrthoLucent™ version is made of a strong, lightweight carbon fiber PEEK composite material, which is completely radiolucent, helps to prevent from marring component surfaces, and can be steam sterilized.

Also available with a special protective coating, applied to the areas of the instrument that may come into contact with component surfaces, to help prevent from marring the articulating surfaces.

PRODUCT NO'S:

2820 [Standard]

Overall Length: 9.875" (25,1 cm)
Prong Width: 5 mm | 10 mm Gap | 5 mm

2820-C [Coated Standard]

Overall Length: 8" (20,3 cm)
Prong Width: 5 mm | 10 mm Gap | 5 mm

2820-R* [OrthoLucent™ Standard]

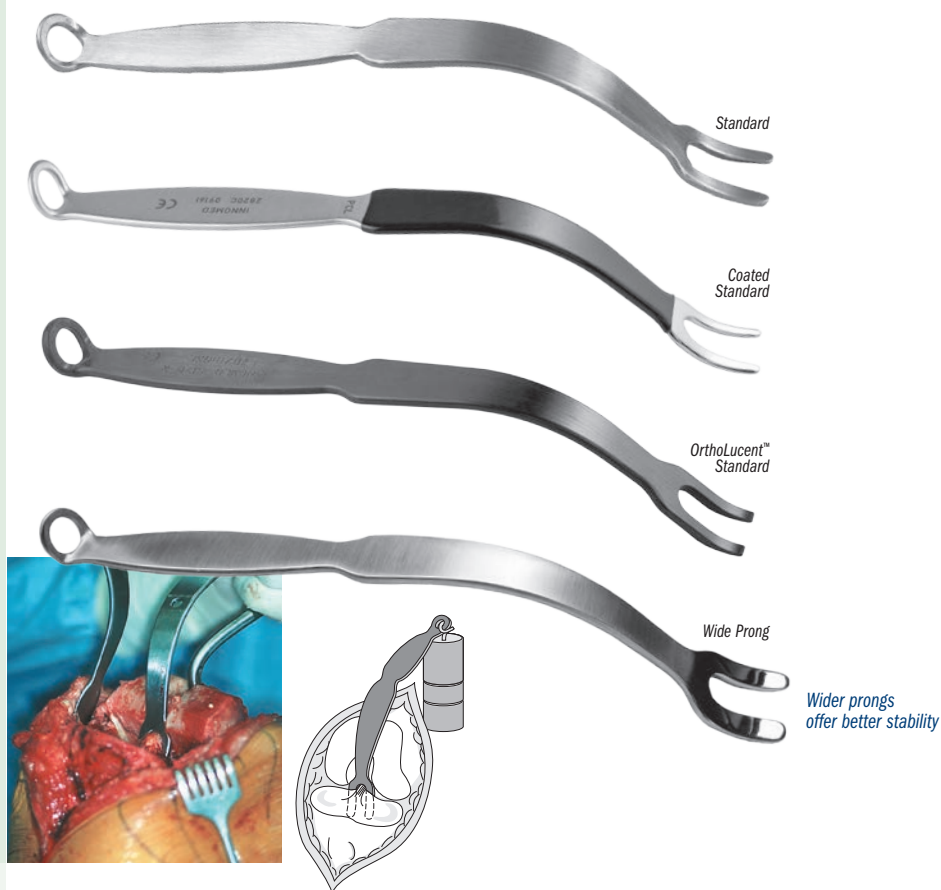
Overall Length: 9.875" (25,1 cm)
Prong Width: 5 mm | 10 mm Gap | 5 mm

2825 [Wide Prong]

Overall Length: 9.875" (25,1 cm)
Prong Width: 8,5 mm | 11 mm Gap | 8,5 mm



*
MADE EXCLUSIVELY
FOR INNOMED IN
SWITZERLAND



Wide PCL Retractor

Helps expose the proximal tibia for better surface access

Designed to expose the proximal tibia during total knee surgery for better access to the articulating surfaces. The handle is contoured to allow the surgeon a clear field of view of the operating area. Modular weights can be used to help hold the retractor in place.

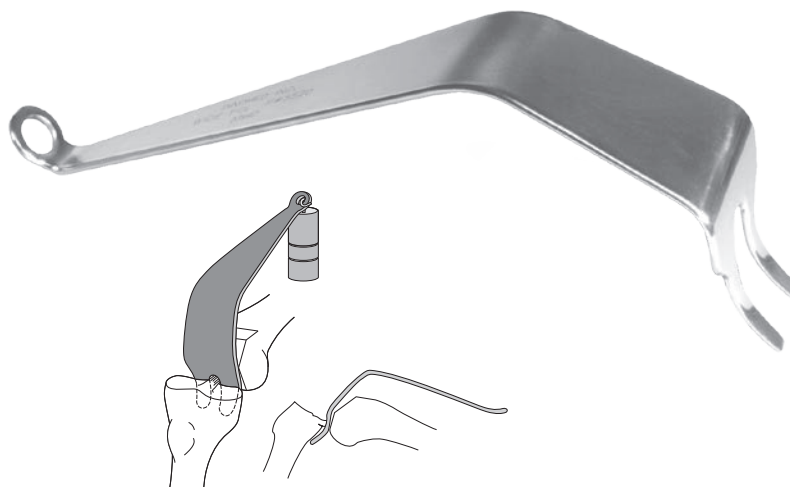
PRODUCT NO:

3520

Overall Length: 10" (25,4 cm)
Blade Width Above Prongs: 57 mm
Prong Width: 8.5 mm | 17 mm Gap | 8.5 mm



Designed by S. David Stulberg, MD



MIS Modified Wide PCL Retractor

PRODUCT NO'S:

3510 [Standard]

Overall Length: 10" (25,4 cm)
Blade Width Above Prongs: 34 mm
Prong Width: 8.5 mm | 17 mm Gap | 8.5 mm

3515 [With Velcro Strap]

Overall Length: 10" (25,4 cm)
Blade Width Above Prongs: 34 mm
Prong Width: 8.5 mm | 17 mm Gap | 8.5 mm



Designed by S. David Stulberg, MD



MIS PCL Retractor

PRODUCT NO:

6203

Overall Length: 12.5" (31.8 cm)

Handle Length: 6" (15.2 cm)

Blade Width: 15 mm

Designed by S. David Stulberg, MD



Lester Proximal Tibial TKA Retractor

Helps expose the cut surface of the tibia to allow sizing, preparation and cleansing during TKA

Also helps protect the posterior knee soft tissue structures from injury.

PRODUCT NO:

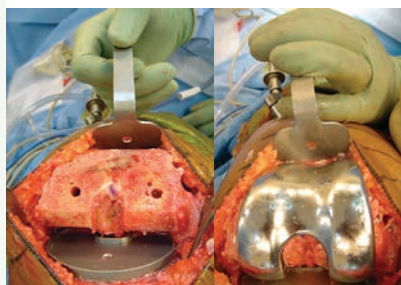
4699

Overall Length: 12" (30.5 cm)

Depth from Bend: 5" (12.7 cm)

Blade Width: 1.5" (38 mm)

Designed by D. Kevin Lester, MD



Anterior Femoral Condylar Retractor

PRODUCT NO:

3405

Overall Length: 5" (12.7 cm)

Blade Width at Widest: 45 mm

Designed by S. David Stulberg, MD



Knee Retractors with Easy Grip Handles

Helps provide excellent visibility and ligament protection during total and unicondylar knee replacement surgery

Silicone handle helps reduce holding fatigue.

PRODUCT NO'S:

SS3035 [Small Hohmann Retractor]

Overall Length: 7" (17.8 cm)

Blade Width: 25 mm

SS3037 [Condylar Retractor]

Overall Length: 7" (17.8 cm)

Blade Width: 12 mm

SS3038 [Superior Retractor]

Overall Length: 8.25" (21 cm)

Blade Width: 31 mm

SS3042 [Soft Tissue Retractor]

Overall Length: 8.25" (21 cm)

Blade Width: 36 mm



Small Hohmann Retractor

Condylar Retractor

Soft Tissue Retractor

Superior Retractor

Uni Medial/Lateral Ligament Retractor

Designed to be placed in the medial/lateral tibial recess while making the horizontal tibial cut during unicompartmental knee arthroplasty—helping to retract and protect the medial and lateral collateral ligaments

Ambidextrous, ergonomic design allows for comfortable and natural hand positioning, helping to improve MCL/LCL protection and ease of use, especially in the obese patient.

PRODUCT NO:

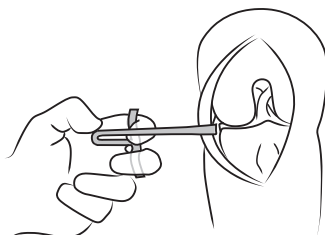
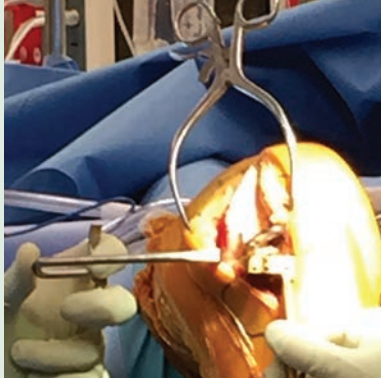
3632

Overall Length: 4.25" (10,8 cm)

Blade Width: 8.8 mm

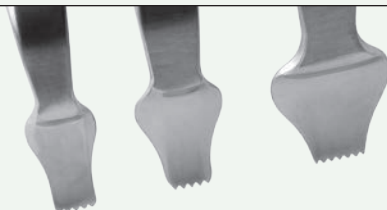
Blade Depth: 2.375" (6 cm)

Designed by Kurt Kramer, PA-C



Engl Intercondylar Notch Retractors

Enhances minimally invasive exposure of the medial femoral condyle in unicompartmental arthroplasty



PRODUCT NO'S:

3230-01 [Small]

Blade Width at Teeth: 9 mm

Depth from Bend: 2.25" (5,7 cm)

Overall Length: 8.125" (20,6 cm)

3230-02 [Medium]

Blade Width at Teeth: 10 mm

Depth from Bend: 2.25" (5,7 cm)

Overall Length: 8.125" (20,6 cm)

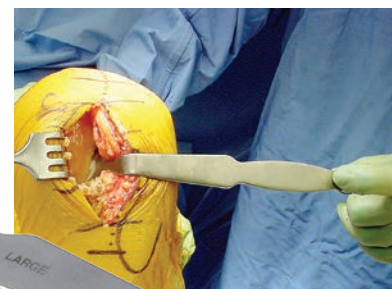
3230-03 [Large]

Blade Width at Teeth: 12 mm

Depth from Bend: 2.25" (5,7 cm)

Overall Length: 8.125" (20,6 cm)

Designed by Gerard A. Engh, MD



Engl Unicompartmental Minimally Invasive Knee Surgery Instruments

PRODUCT NO'S:

4900 [Complete Set]

4910 [Rake Retractor]

Rake Head: 38 mm x 25 mm

Overall Length: 7.5" (19,1 cm)

Handle Length: 3.5" (8,9 cm)

4920-01 [Cement Scraper – Right]

Scraper Head: 5 mm x 9 mm

Overall Length: 8.5" (21,6 cm)

Handle Length: 3.5" (8,9 cm)

4920-02 [Cement Scraper – Left]

Scraper Head: 5 mm x 9 mm

Overall Length: 8.5" (21,6 cm)

Handle Length: 3.5" (8,9 cm)

4930-01 [Offset Osteotome]

Osteotome Head: 10 mm x 10 mm

Overall Length: 8.5" (21,6 cm)

Handle Length: 3.5" (8,9 cm)

4930-02 [Offset Osteotome – Double Bent]

Osteotome Head: 10 mm x 10 mm

Overall Length: 8.5" (21,6 cm)

Handle Length: 3.5" (8,9 cm)

Designed by Gerard A. Engh, MD




Offset Osteotome – Double Bent

Offset Osteotome

Cement Scraper – Left

Cement Scraper – Right

Rake Retractor



Offset Osteotomes
Designed to remove the overhanging posterior condyle or osteophytes from the back of the femoral condyle.

Rake Retractor
Used to retract soft tissue at the joint line.

Cement Scrapers
Right and left design used to scrape cement from around and behind the implants.



Rosenstein Tibial Fragment Grasper for UKA

Designed to help remove the tibial bone fragment in one piece during Unicompartmental Knee Arthroplasty

The narrow grasper with its thin lower jaw is inserted under the femoral condyle, helping to secure the tibial fragment throughout its entire length, and to remove the fragment without breaking it. The angled design helps keep the surgeon's hands out of the way and facilitates visualization.

PRODUCT NO:


1720

Overall Length: 10" (25,4 cm)

Jaw Dimensions: 1.44" x .72" (36,6 mm x 18,3 mm)

Lower Jaw Thickness: .05" (1,2 mm)

Designed by Alexander D. Rosenstein, MD



Patient Self Stress Assembly Set

Designed to help position a patient for X-ray evaluation to help determine candidacy for Unicompartmental Knee Arthroplasty

PRODUCT NO'S:

2741-00 [Set]

Individual Positioners:

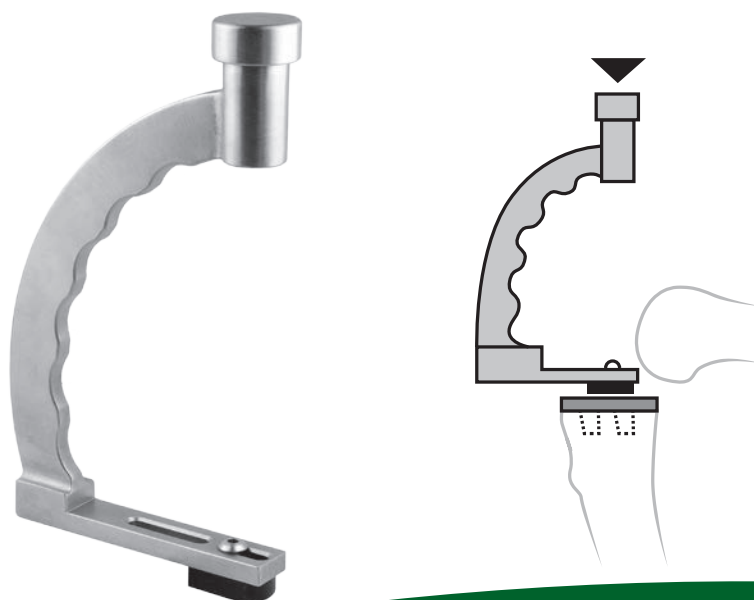
2741-01 [Triangle Positioner]

Dimensions: 24" x 9" x 9" (61 cm x 23 cm x 23 cm)

2741-02 [Contoured Cube]

Dimensions: 11" x 9" x 6" (28 cm x 23 cm x 15,2 cm)

Designed by Kyle Cook, RTR and David Mauerhan, MD



Kamath Uni Knee Tibial Impactor

Assists in MIS unicompartmental cemented tibial tray impaction

PRODUCT NO'S:

1129


Dimensions: 7" x 4" (17,8 cm x 10,2 cm)

Delrin Impactor Pad: 1" x .625" (2,5 cm x 1,6 cm)

Replacement Part:

1129-02 [Replacement Pad Only]

Design modified by Atul F. Kamath, MD



Patella Cover Plate

Protects the cut surface of the patella during minimally invasive knee surgery

Sharp spikes help hold the plates in place. Lessens the chance of weakening the patella, as pre-drilling is not necessary.

PRODUCT NO'S:

4230-00	[Set of 4 Sizes]
4230-01	[Small] 35 mm x 31 mm
4230-02	[Medium] 36 mm x 32 mm
4230-03	[Large] 37 mm x 33 mm
4230-04	[Extra Large] 38 mm x 34 mm

Designed by
S. David Stulberg, MD



Patella Grasping Forceps

Bent handle helps the surgeon to evert the patella during minimally invasive knee surgery

Normally two forceps are used. Sold individually.

PRODUCT NO:

4250
Overall Length: 6.75" (17.1 cm)



Designed by S. David Stulberg, MD



Scott Patella Resection Guide/Clamp

Helps move the tendons anteriorly, giving the surgeon a good method of holding the patella stable for resection

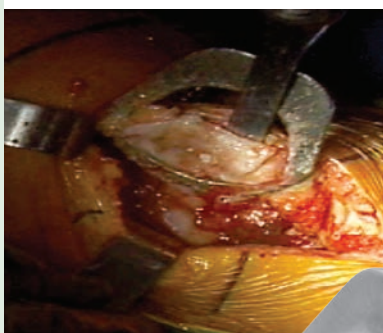
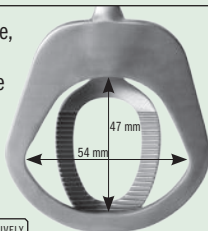
Can be used as a holding device, or as a guide if the surgeon uses the tendon insertion to the patella as level for resection.

PRODUCT NO:

1164
Overall Length: 10" (25.4 cm)

Designed by James Scott, MD

MADE EXCLUSIVELY
FOR INNOMED IN
GERMANY



AORI Patellar Retractor

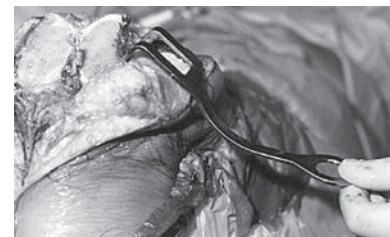
Designed to enhance total knee exposure

Has a deep basket and two rows of teeth to grab and hold to the lateral side of the patella. The curved handle provides a fulcrum so that the applied force will both displace and evert the patella from the femur. Retractor is placed after a routine midline, midvastus, or medial para patellar surgical approach to the knee. Once the patella is everted the retractor is applied to the lateral border of the patella.

PRODUCT NO:

4690
Overall Length: 7" (17.8 cm)
Prong Width: 10 mm | 22 mm Gap | 10 mm

Designed by
Gerard A. Engh, MD



Wilson Condylar Gauge

Designed to measure the posterior femoral condyle after the posterior cuts have been made in total knee arthroplasty

By measuring the depth of the residual condyle, the surgeon can resect excessive bone and measure the bone remaining to avoid impingement of the condyle against the tibial component which could impair knee flexion. The gauge is applied to the inferior or posterior cut surface of the femoral condyle, and the back to front residual bone is measured and then removed as needed. Measures to 30 mm.

PRODUCT NO:
1194

Overall Length: 6" (15,2 cm)
Width: .568" (14,4 mm)

Designed by Ralph Wilson, MD



Ortho Caliper

PRODUCT NO:
5285

Caliper: 0 to 12 cm
Leg Depth: 2" (5,1 cm)
Width: 8 mm
Overall Length: 6" (15,2 cm)
Length Expands to: 10.5" (26,7 cm)

Designed by Odell Woods



Tibia AccuAngle

Designed to be placed on the tibia cutting block to check if the cut is level

Magnetic base helps to hold the AccuAngle in place on a cutting block. May also be used on top of the tibia after cut has been made. A pin may be inserted in the holes to provide a visual reference of the cut's slope.

PRODUCT NO:
1145

Dimensions:
2"x 3" (5,1 cm x 7,6 cm)



Merchant Surgical Goniometer


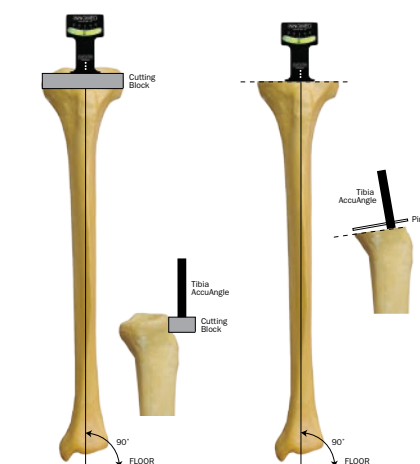

Designed to help assess frontal plane limb alignment or measure the Q angle

The extended length can reach from the center of the knee to the femoral head or the anterior superior iliac spine. The collapsible stainless steel device is autoclavable.

PRODUCT NO:
2029

Overall Length: 41" Fully Extended (104,2 cm)
22.5" Folded in Half (57,2 cm)
12" Fully Collapsed (30,5 cm)

Designed by Alan Merchant, MD



Collapsible and steam sterilizable.

Gelbke Freer Cement Trimmer/Nerve Hook with TiN Coating

Designed to facilitate cement removal during total and partial knee replacement

- ▶ A freer elevator on one end and a nerve hook on the other
- ▶ Nerve hook accesses "tough to reach" corners of the knee
- ▶ Particularly useful for use with an ultra-congruent polyethylene insert, where trial liners are typically not used, once the final components have been placed
- ▶ Ultra hard titanium nitride coating helps to extend life by increasing surface hardness, prolonging sharpness, and resisting chemicals and corrosion

PRODUCT NO:

5007

Overall Length: 9.25" (23,5 cm)
Blade Width at End: 5 mm
Hook Depth: 5 mm

Designed by Martin K. Gelbke, MD



Bozeman Cement Trimmer

Combines the two most common cement trimming tools into one

The tool has a blunt blade tip on one end to help with separation of the trimmed cement. The angled curette end helps gather the trimmed cement. The thin shank and angled curette can reach into tight spaces such as the back of the implants to remove excess cement. The ends are titanium nitride coated to help eliminate metal transfer.

PRODUCT NO:

5245

Overall Length: 8.5" (21,6 cm)

Designed by Daniel M. Gannon, MD



Robb Cement Curette

Designed to help remove cement around a knee or hip prosthesis

PRODUCT NO:

5635

Overall Length: 8" (20,3 cm)
Freer End: 5 mm
Cup End: 10 mm

Made of Delrin

Designed by William Robb, MD



Cement Osteotome

Helps remove cement around the back of the tibia base

Designed to be inserted around the back of the tibia base to remove cement. The curve is congruent with most tibia bases. The osteotome is nitrate coated to help protect the implant surface.

PRODUCT NO:

5220

Overall Length: 6.75" (17,1 cm)
Handle Length: 3" (7,6 cm)
Blade Width: 6,8 mm



Cement Remover

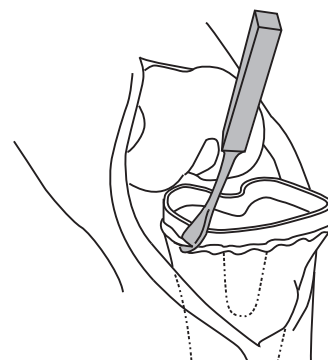
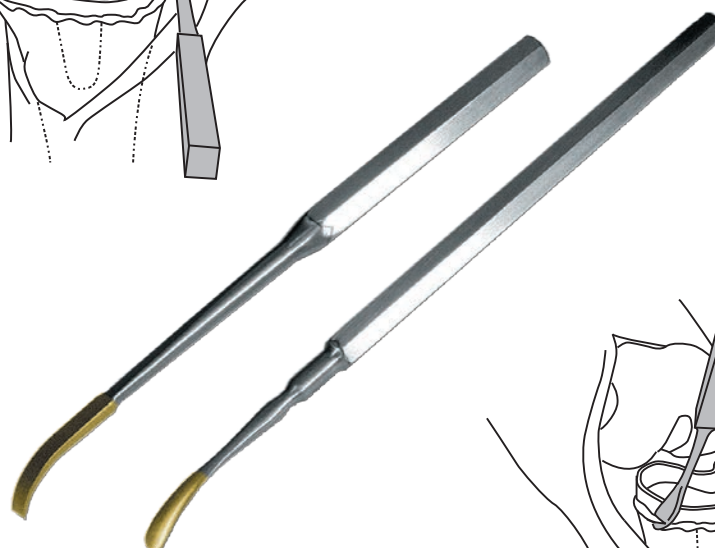
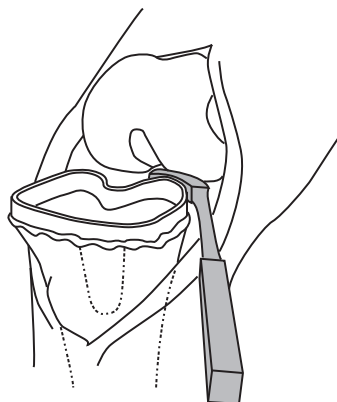
Helps remove unhardened cement around femoral and tibial knee components

Designed with a sharper face to help remove unhardened cement around femoral and tibial knee components. The remover is nitrate coated to help protect implant surfaces.

PRODUCT NO:

5230

Overall Length: 7.25" (18,4 cm)
Handle Length: 5" (12,7 cm)
Blade Width: 5 mm



Sarraf TiN Coated Cement Forceps

Ultra hard titanium nitride coating helps to extend forceps life by increasing surface hardness, prolonging sharpness, and resisting chemicals and corrosion, while helping to eliminate metal transfer and protect the implant surface.

PRODUCT NO'S:

5039 [Straight]
Overall Length: 6" (15,2 cm)

5041 [Angled]
Overall Length: 6.125" (15,6 cm)

Designed by Khaled M. Sarraf, MD



Sarraf Spearhead Cement Exciser

Two-in-one instrument designed for cement removal during arthroplasty surgery

- ▶ Curved semicircular tip is congruent to most tibial plates and femoral condylar implants, helping to facilitate removal of excess cement, especially at the tight posterior aspect
- ▶ Spearhead tip assists in excising and shaping the unset cement
- ▶ Ultra hard titanium nitride coating helps to extend curette life by increasing surface hardness, prolonging sharpness, and resisting chemicals and corrosion, while helping to eliminate metal transfer and protect the implant surface

PRODUCT NO:

5211
Overall Length: 7.75" (19,7 cm)

Designed by Khaled M. Sarraf, MD



Sarraf Cement Trimmer

Two-in-one instrument designed for cement removal during arthroplasty surgery

- ▶ Curved semicircular tip is congruent to most tibial plates and femoral condylar implants, helping to facilitate removal of excess cement, especially at the tight posterior aspect
- ▶ Small scoop-end tip assists in excising unset cement
- ▶ Ultra hard titanium nitride coating helps to extend curette life by increasing surface hardness, prolonging sharpness, and resisting chemicals and corrosion, while helping to eliminate metal transfer and protect the implant surface

PRODUCT NO:

5212
Overall Length: 7.75" (19,7 cm)

Designed by Khaled M. Sarraf, MD



Scott Uni & Total Knee Cement Removing Curette

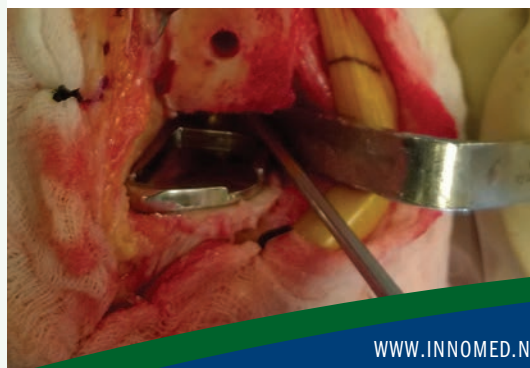
Sized, shaped and angled 90° to help with retrieval of posteriorly extruded cement behind the tibial component in both total and unicompartmental knee arthroplasty

Ultra hard titanium nitride coating helps to extend curette life by increasing surface hardness, prolonging sharpness, and resisting chemicals and corrosion, while helping to eliminate metal transfer and protect the implant surface.

PRODUCT NO:

4247
Overall Length: 9.625" (24,4 cm)
Overall Length: 5.25" (13,3 cm)
Cup Size: 4/0

Designed by Richard D. Scott, MD



Seachris Delrin Cement Scraper

Reusable delrin scraper is designed to help remove cement around a knee or hip prosthesis

PRODUCT NO:

5218

Overall Length: 5" (12,7 cm)
Thickness: 1/8" (3,1 mm)

Designed by Timothy Seachris



Pin Inserter

Used for 1/8" (3,2 mm) diameter pin insertion

Designed to hold onto a pin while it is being inserted into a cutting block during total knee surgery or other applications where a 1/8" (3,2 mm) diameter pin is used. Holds the pin tightly, yet releases it easily after insertion. May be used with round or triangular end pins.

PRODUCT NO:

4020

Overall Length: 5" (12,7 cm)



Pin Inserter/Extractor

Helps provide better leverage, stability and control when inserting/extracting pins

Completely cannulated allowing use on long pins where the instrument can be next to the bone or skin for stability and control. The grasping end is contoured to not block the surgeon's field of view. The handle is shaped so not to slide in the surgeon's hand and for better leverage. May also be used to pull a drain needle from the surgical site. The design helps to protect operating personnel from the sharp tip of the needle. A slap hammer may be screwed into a threaded pin inserter/extractor to help in removing pins in hard bone.

PRODUCT NO'S:

3020 [For 1/8" (3,2 mm) Pins]

3020-T-00 [For 1/8" (3,2 mm) Pins, w/Slaphammer and Sterilization Case]

3020-T [For 1/8" (3,2 mm) Pins, Threaded to Accept slap hammer]

3030 [For 3/16" (4,8 mm) Pins]

3040 [Slap Hammer]
Thread: 5/16"x 18

1015 [Sterilization Case]



Pin Driver and Threaded Bone Pins



PRODUCT NO'S:

1205 [Pin Driver]

Overall Length: 3.75" (9,5 cm)

1206 [Pin Driver w/Quick-connect End]

Overall Length: 5" (12,7 cm)

1/8" (3,2 mm) Pins - Packages of 10:

1287 [85 mm Threaded Bone Pin]

1290 [65 mm Threaded Bone Pin]

1297 [55 mm Threaded Bone Pin with Collar]



Shouldered Bone Pins

Pins feature a trocar point

PRODUCT NO'S:

Packages of 10:

1270 [1/8"]

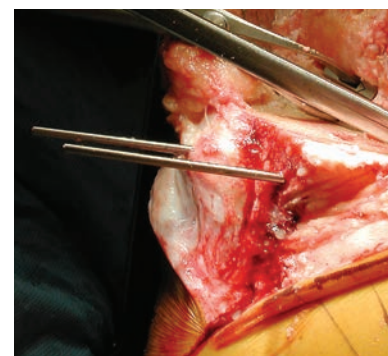
Diameter: 3.2 mm (.125")
Overall Length: 70 mm
Shoulder-to-tip: 45 mm

1271 [1/16"]

Diameter: 1.6 mm (.062")
Overall Length: 70 mm
Shoulder-to-tip: 45 mm

1297 [Threaded]

Diameter: 3.2 mm (.125")
Overall Length: 55 mm



New!



Goytia Osteotome Punch Tamp Assembly

Designed for removing a tibial bone plug to use as autograft for the femoral intramedullary alignment hole in total knee replacement

PRODUCT NO'S:

5339-00 [Punch & Tamp Set]

Set Includes / Available Individually:

5339-01 [Osteotome Punch]

Overall Length: 7.75" (19,7 cm)

Outside Diameter: 16 mm

Inside Diameter: 13.7 mm

5339-02 [Tamp]

Overall Length: 7.75" (19,7 cm)

Diameter: 12.3 mm

Designed by Robin Goytia, MD



USA MADE



KNEE



Stanton Straight Pin Removal Pliers

PRODUCT NO:

1893

Overall Length: 6.375" (16,2 cm)

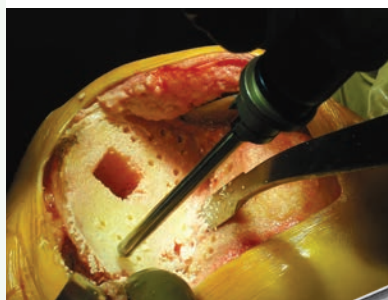
Jaw Length: 1.62 (4,1 cm)

Instrument Width: 1 cm

Designed by John Stanton, MD



USA MADE



Lombardi Tibia Cement Preparation Drill

Designed to drill cancellous bone to help improve bone/cement interface

Designed to drill cancellous bone in the subchondral weight bearing region of the tibia. This helps to improve the mechanical interlock in the cancellous bone/cement interface.

PRODUCT NO:

1112

Drill Diameter: 2.7 mm

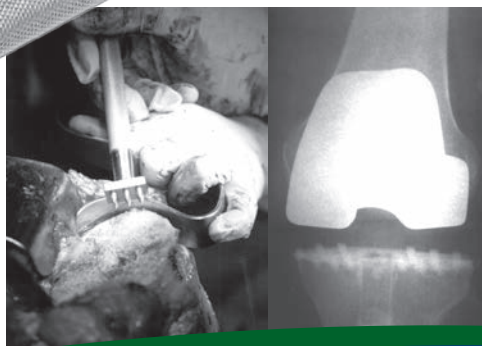
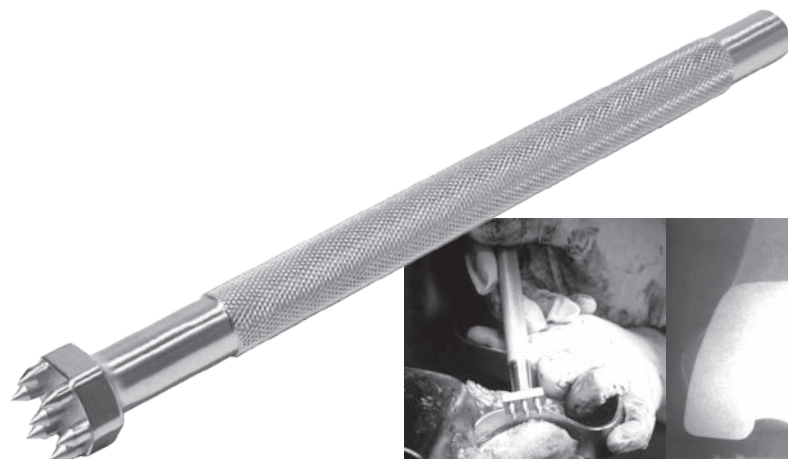
Drill Length: 3 mm

Overall Length: 4.75" (12,1)

Designed by Adolph Lombardi, MD



USA MADE



Woolley Tibia Punch

Designed to impact cancellous bone to help improve bone/cement interface

Designed to impact cancellous bone in the subchondral weight bearing region of the tibia. This helps to improve the mechanical interlock in the cancellous bone/cement interface. The sharp tips can be used on normal and dense cancellous bone, and they can also be used when a significant deformity has been encountered resulting in sclerotic bone.

PRODUCT NO:

5140

Prong Depth: 5.5 mm

Overall Length: 7" (17,8 cm)

Shaft Diameter: 13 mm

Designed by D. Woolley, MD



USA MADE

KNEE

Fracchia Tibia/Patella Clamp with Speed Lock

Designed to be used to remove a tibia wedge, and helps in everting the patella

Longer spikes help with better gripping.

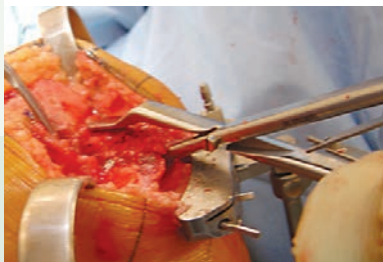
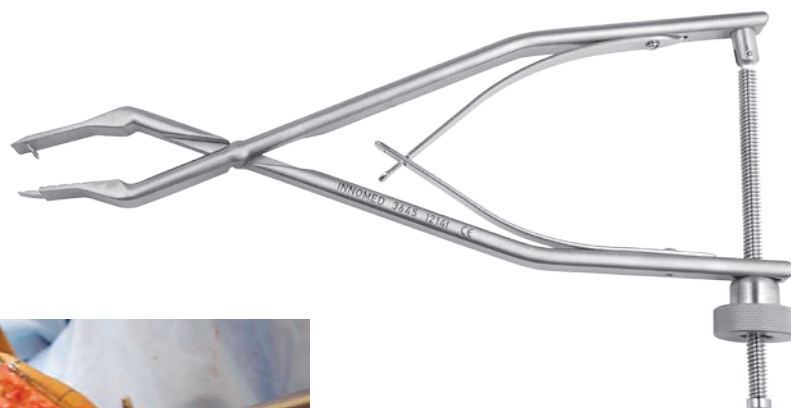
PRODUCT NO:

3645

Overall Length: 10" (25,4 cm)



Designed by Michael J. Fracchia, MD
& S. David Stulberg, MD



Universal Calibrated Tibia/Patella Clamp

Designed to be used to remove a tibia wedge, helps in everting the patella, and calibrations help in measuring the thickness of the patella and tibia wedges

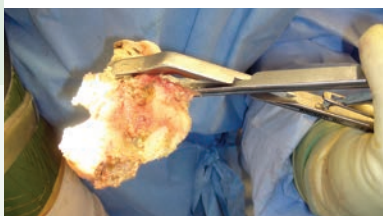
PRODUCT NO:

3685

Overall Length: 10" (25,4 cm)

Calibrations: 0 to 26 mm

Designed by S. David Stulberg, MD



Andrews Modified Tibial Wedge Clamp

Designed to help remove the cut tibial bone quickly and easily during total knee procedures

The bone is held securely by the spikes and comes out in one piece, and also allowing for simple release of soft tissues from the bone.

PRODUCT NO:

3642


Overall Length: 10.25" (26 cm)

Pads: 60 mm x 30 mm

Front Spike Length: 14 mm

Back Spike Length: 7.5 mm

Designed by Scott Andrews, MD
and Kuldeep Sidhu, MD



Sidhu Tibia Clamp

Designed to be used to securely grasp and remove an entire tibial wedge

The tapered lower pad slides under the cut tibial wedge without first having to use wedges, then, clamping allows the spikes in the upper pad to securely grasp the entire tibial wedge for easy removal.

PRODUCT NO:

3643


Overall Length: 10.25" (26 cm)

Pads: 60 mm x 30 mm

Spike Length: 7.5 mm

Designed by Kuldeep Sidhu, MD





Rosenstein Tibial Fragment Grasper for UKA

Designed to help remove the tibial bone fragment in one piece during Unicompartmental Knee Arthroplasty

The narrow grasper with its thin lower jaw is inserted under the femoral condyle, helping to secure the tibial fragment throughout its entire length, and to remove the fragment without breaking it. The angled design helps keep the surgeon's hands out of the way and facilitates visualization.

PRODUCT NO:

1720

Overall Length: 10" (25,4 cm)

Jaw Dimensions: 1.44" x .72" (36,6 mm x 18,3 mm)

Lower Jaw Thickness: .05" (1,2 mm)

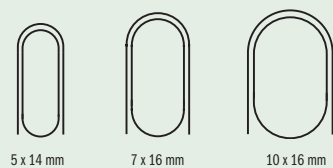
Designed by Alexander D. Rosenstein, MD



Three Jaw Sizes Available

Mazzara Rongeur with Pistol Grip Handle

Pistol Grip handle lessens hand fatigue and slippage, and allows for better visualization



5 x 14 mm

7 x 16 mm

10 x 16 mm

PRODUCT NO'S:

1765-01

Jaw Bite: 5 x 14 mm

Overall Length: 10" (25,4 cm)

1765-02

Jaw Bite: 7 x 16 mm

Overall Length: 10" (25,4 cm)

1765-03

Jaw Bite: 10 x 16 mm

Overall Length: 10" (25,4 cm)

Designed by James T. Mazzara, MD



Three Jaw Sizes Available

Ortho Rongeur with Easy Grip Handle

Offset handle lessens hand fatigue and slippage, and allows for better visualization



5 x 14 mm

7 x 16 mm

10 x 16 mm

PRODUCT NO'S:

1780-01

Jaw Bite: 5 x 14 mm

Overall Length: 8.75" (22,2 cm)

1780-02

Jaw Bite: 7 x 16 mm

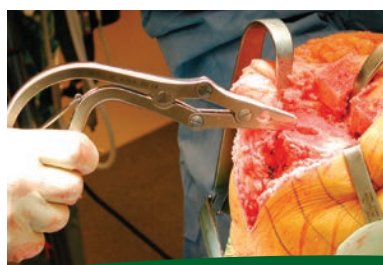
Overall Length: 8.75" (22,2 cm)

1780-03

Jaw Bite: 10 x 16 mm

Overall Length: 8.75" (22,2 cm)

Offset handle gives better gripping power and helps reduce hand fatigue. Finger grooves help to prevent hand slippage. The offset handle also allows for better visualization.



Hannum Grasper

Teeth in jaw firmly holds bone and tissue

Non-locking design can be easily gripped while allowing greater pressure to be applied. Available in three jaw sizes: short jaw for holding bone, medium jaw for smaller bones, and long jaw for tissue.

PRODUCT NO'S:

1775-01 [Short Jaw]

Jaw Width: 8 mm

Overall Length: 9.25" (23,5 cm)

1775-02 [Medium Jaw]

Jaw Width: 5 mm

Overall Length: 9.25" (23,5 cm)

1775-03 [Long Jaw]

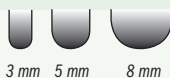
Jaw Width: 3 mm

Overall Length: 9.25" (23,5 cm)

Designed by Scott Hannum, MD

MADE EXCLUSIVELY
FOR INNOMED IN
GERMANY

Jaw widths at actual size



Long Jaw Grasper Shown

Macko Square Tipped Rongeur

Unique square tipped rongeur features an ergonomic grip, double action mechanism, long reach, and low profile for use in knee surgery

Also useful in total ankle, hip and spine surgery. The shallow, wide jaw helps avoid impaction when morcelizing bone graft.

PRODUCT NO'S:

1778-01

Jaw Bite: 5 x 18 mm

Overall Length: 10" (25,4 cm)

1778-02

Jaw Bite: 7 x 18 mm

Overall Length: 10" (25,4 cm)

1778-03

Jaw Bite: 10 x 18 mm

Overall Length: 10" (25,4 cm)



Designed by Victor W. Macko, MD



Bhargava Modified Meniscal Clamp

Low-profile design helps facilitate grasping the posterior portion of the meniscus

Improved bite when tension is placed on the meniscus. Can also be used to help remove the fat pad and suprapatellar bursa.




PRODUCT NO:

1886

Overall Length: 7" (17,8 cm)

Jaw Length: 1.125" (2,9 cm)

Designed by Tarun Bhargava, MD



Meniscal Clamp

Redesigned clamp is curved for easier use, visualization, and tissue holding



PRODUCT NO:


1883

Overall Length: 7" (17,8 cm)

Teeth Length: .082" (2 mm)

Jaw Length: 1.5" (3,8 cm)





Powers Modified Kocher Clamps

Heavier design allows for a firmer grasping of bone and soft tissues

PRODUCT NO'S:

1813 [Tapered Jaw]
Overall Length: 8.25" (21 cm)
Law Length: 2.5" (6,4 cm)

1814 [Square Jaw]
Overall Length: 8.25" (21 cm)
Law Length: 2.5" (6,4 cm)

Designed by Mark Powers, MD



Lotke Double Action Cartilage Graspers

Double action strength helps to securely hold soft tissues




Angled to simulate the pinch forceps position. Ferris-Smith tips effectively hold soft tissues or needles. Powergrip avoids fatigue or excessive forces on the surgeon's thumbs.

PRODUCT NO'S:

1710 [Standard]
Overall Length: 7.5" (19,1 cm)

1715 [Ratcheted]
Overall Length: 7.5" (19,1 cm)

Designed by Paul Lotke, MD



Tissue Graspers with Shark Teeth

Shark teeth help to grasp on to tissue and bone

- ▶ Shaft allows for use in narrow spaces
- ▶ Ideal for removing herniated disc material


PRODUCT NO'S:

1784-01 [Up Angled Jaw]
Shaft Length: 7" (17,8 cm)
Overall Length: 10" (25,4 cm)
Jaw: 9 mm Long x 5 mm High x 1.8 mm Wide

1784-02 [Straight Jaw]
Shaft Length: 7" (17,8 cm)
Overall Length: 10" (25,4 cm)
Jaw: 9 mm Long x 5 mm High x 1.8 mm Wide

1784-03 [Down Angled Jaw]
Shaft Length: 7" (17,8 cm)
Overall Length: 10" (25,4 cm)
Jaw: 9 mm Long x 5 mm High x 1.8 mm Wide

Designed by Luis Ulloa



Shark Tooth Grasper

Sharp teeth help grasp onto tissue and bone

Helpful in removing the labrum, and osteophytes around the acetabulum and around the glenoid. Also helps to remove meniscus, osteophytes and loose bodies. Helps facilitate working through a small incision without disrupting vision.

PRODUCT NO'S:

1798 [Standard]
Jaw Size: 6 mm x 10 mm
Overall Length: 10" (25,4 cm)
Shaft Length: 7" (17,8 cm)

Designed by Luis Ulloa

1799 [Long Shaft]
Jaw Size: 6 mm x 10 mm
Overall Length: 12" (30,5 cm)
Shaft Length: 9" (22,9 cm)



Sure Grip Soft Tissue Grasper

Enables the surgeon to securely grasp soft tissue structures within the knee

Incorporates a 3 mm spike into its upper jaw with a matching recess in the lower jaw, enabling the surgeon to securely grasp soft tissue structures within the knee. Particularly useful for grasping the posterior horn of either the medial or lateral meniscus. Also useful when excising the cruciate ligaments, capturing loose bodies, holding the retinaculum during patellar preparation, and grasping the capsule during wound culture.

PRODUCT NO'S:

3645-01 [5"]

Overall Length: 8" (20,3 cm)

Shaft Length: 5" (12,7 cm)

Spike Depth: 3 mm

3645-02 [7"]

Overall Length: 10" (25,4 cm)

Shaft Length: 7" (17,8 cm)

Spike Depth: 3 mm

3646-02 [7" w/Locking Ratchet]

Overall Length: 10" (25,4 cm)

Shaft Length: 7" (17,8 cm)

Spike Depth: 3 mm

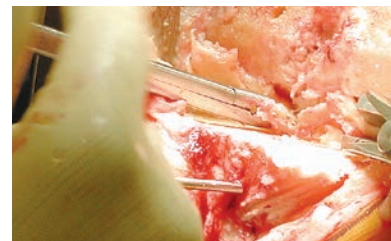
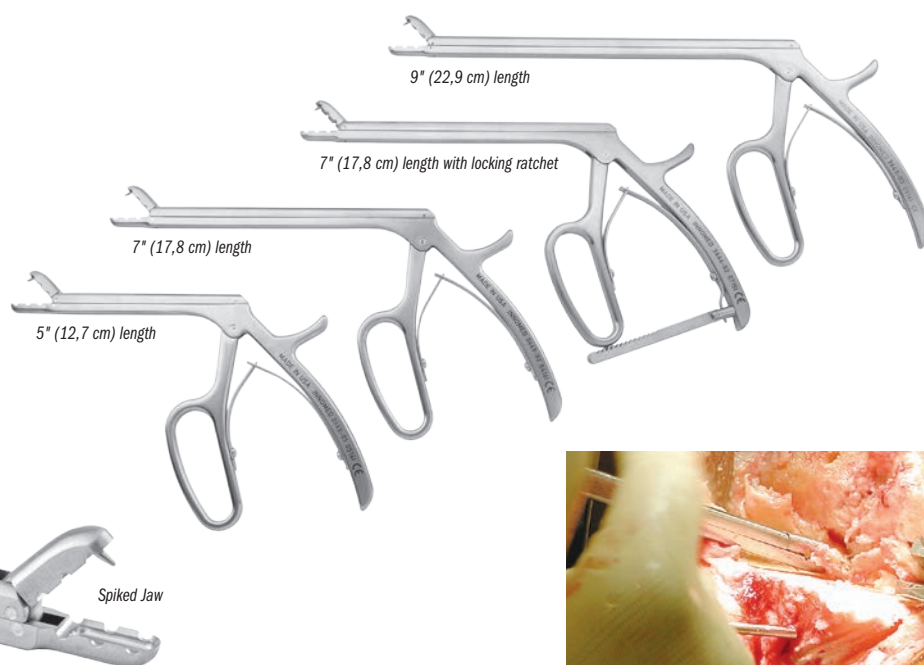
3645-03 [9"]

Overall Length: 12" (30,5 cm)

Shaft Length: 9" (22,9 cm)

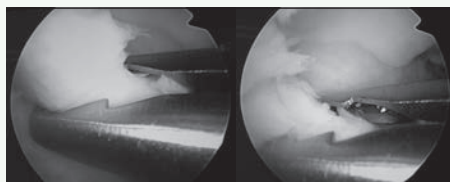
Spike Depth: 3 mm

Designed by
Andrew Glassman, MD



Soudry Loose Body Grasper

Designed to help with the removal of soft tissue loose bodies in arthroscopy and open procedures



PRODUCT NO:

1769

Overall Length: 9" (22,9 cm)

Shaft Length: 6" (15,2 cm)

Designed by Michael Soudry, MD

MADE EXCLUSIVELY
FOR INNOMED IN
GERMANY



Cartilage Grasper

Helps to grasp and hold cartilage, tendons, soft tissues and loose bodies

PRODUCT NO'S:

1777 [5" with Shark Teeth]

Shaft Length: 5" (12,7 cm)

Overall Length: 8.25" (21 cm)

Jaw Bite: 2 mm x 6.5 mm

1779 [8" with Shark Teeth]

Shaft Length: 8" (20,3 cm)

Overall Length: 11.25" (28,6 cm)

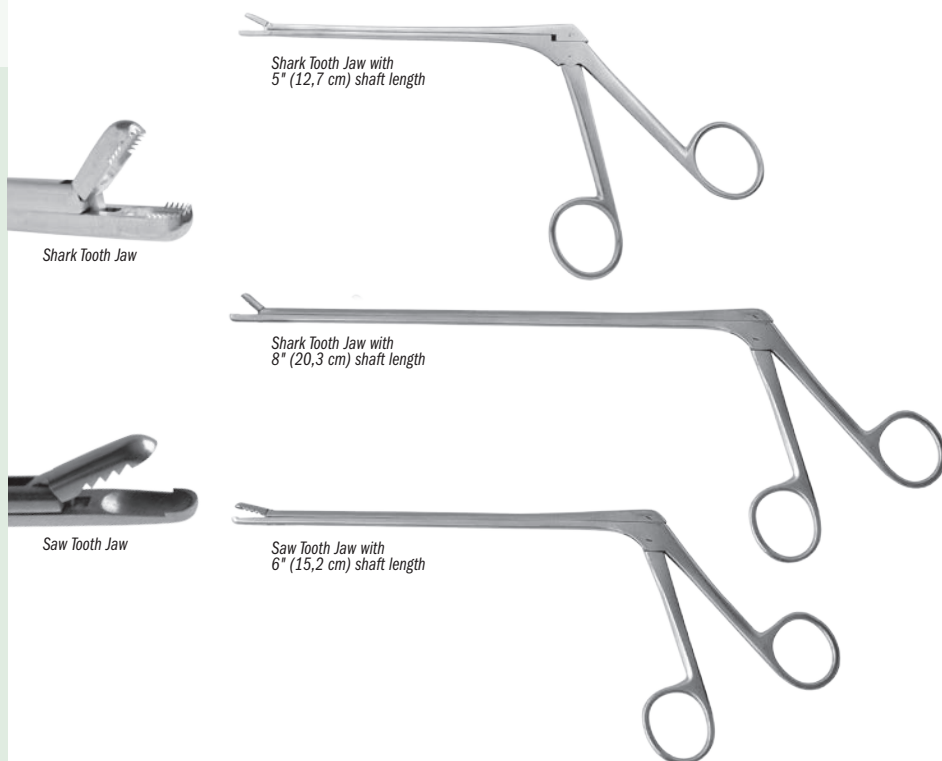
1785 [Saw Teeth]

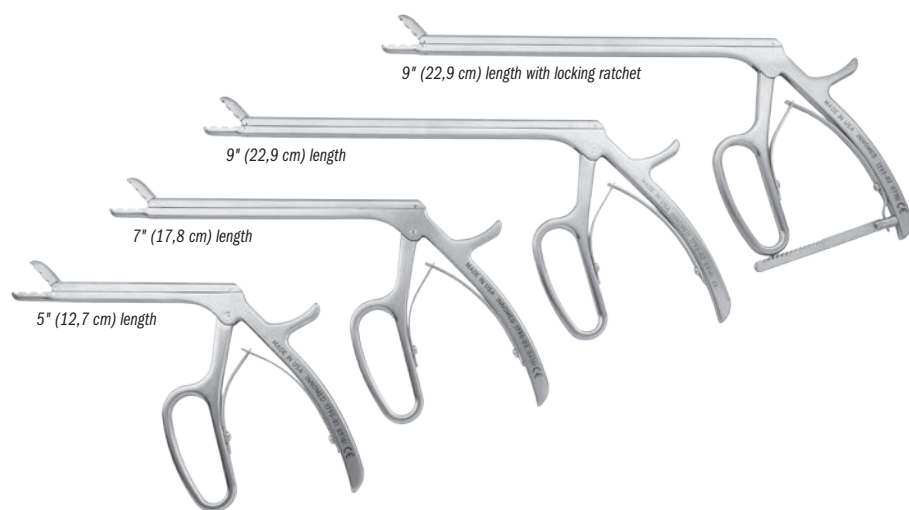
Shaft Length: 6" (15,2 cm)

Overall Length: 9.25" (23,5 cm)

MADE EXCLUSIVELY
FOR INNOMED IN
GERMANY

Designed by Luis Ulloa
Shark tooth modification by Michael Soudry, MD





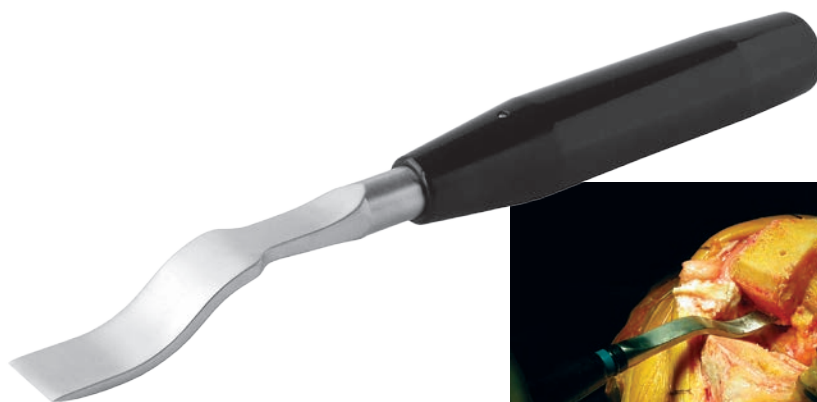
Intraarticular Tissue Grasper/Rongeur

Used to securely grasp tissue or can be used to rongeur tissue

Available in 5", 7" and 9" lengths.

PRODUCT NO'S:

1790-01 [5"]
Overall Length: 8" (20,3 cm)
Shaft Length: 5" (12,7 cm)
1790-03 [7"]
Overall Length: 10" (25,4 cm)
Shaft Length: 7" (17,8 cm)
1790-02 [9"]
Overall Length: 12" (30,5 cm)
Shaft Length: 9" (22,9 cm)
1791-02 [9" w/Locking Ratchet]
Overall Length: 12" (30,5 cm)
Shaft Length: 9" (22,9 cm)



Wide Offset Osteotome

Designed to remove osteophytes from the posterior femoral condyles during knee arthroplasty

PRODUCT NO:

4920
Blade Width: 18,5 mm
Overall Length: 9" (22,9 cm)

Designed by Paul Lotke, MD
& Adam Rosen, DO



Lotke Offset Osteotome

Designed to remove osteophytes from the posterior femoral condyles during knee arthroplasty

PRODUCT NO:

4935
Blade Width: 13 mm
Overall Length: 9" (22,9 cm)

Designed by Paul Lotke, MD



Dennis Offset Osteotome

Designed to remove osteophytes from the posterior femoral condyles during knee arthroplasty

PRODUCT NO:

4935-W
Blade Width: 18,5 mm
Overall Length: 9" (22,9 cm)


Designed by Douglas Dennis, MD
& Paul Lotke, MD



Nicholson Headrest

Helps provide excellent support when positioning the patient for all types of shoulder surgery in the beachchair position

Designed to provide excellent exposure to the shoulder, the headrest can be used with standard OR tables (with no modifications to the table). The headrest provides patient support and helps position the patient for all types of shoulder surgery—arthroscopic and open—in the beachchair position. It can be quickly placed and adjusted.



PRODUCT NO'S:

2450 [Headrest]
Main Plate Dimensions: 6" x 18" (15,2 cm x 45,7 cm)
Neck Offset Adjustment: 8" (20,3 cm)

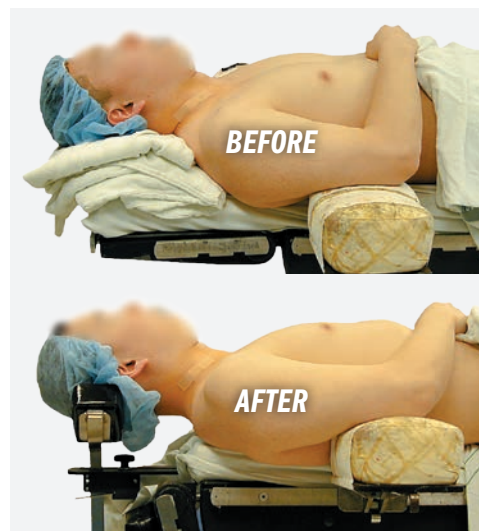
Includes:

2450-S [Strap with gel pad]

Designed by Gregory Nicholson, MD



A gel pad forehead strap with velcro is included for optional use.



Freeman Arm Holder

Allows intraoperative positioning for use in all open, arthroscopic, and replacement shoulder procedures

- ▶ Simple design for fast and easy positioning
- ▶ Multiple elbows allow a wide range of positioning
- ▶ Arm connector is mobile and can be easily released for repositioning
- ▶ Connects over the drape in the sterile field using the supplied rail clamp
- ▶ Compact for easy storage
- ▶ Complete unit is autoclavable

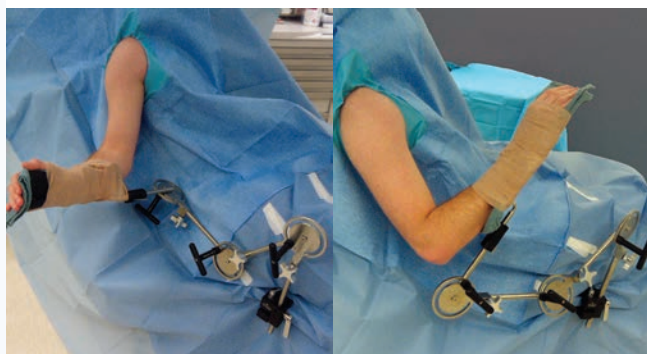
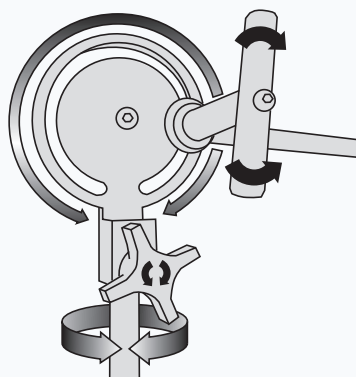
PRODUCT NO'S:

2420

Includes:

2595 [Table Clamp]

Designed by Carl R. Freeman, MD



Meyer Latarjet Drill Guide & Forceps Assembly

Aiming device for flush positioning of a bone block with a joint surface



PRODUCT NO'S:

5258-00 [Set]
Set Includes:
5258-01 [Latarjet Forceps] Overall Length: 5.875" (14.9 cm)
5258-02 [Latarjet Drill Guide] Overall Length: 8.5" (21.6 cm) Drill Hole Diameter: 3.5 mm
1025 [Case]

Designed by
Professor Dominik Meyer



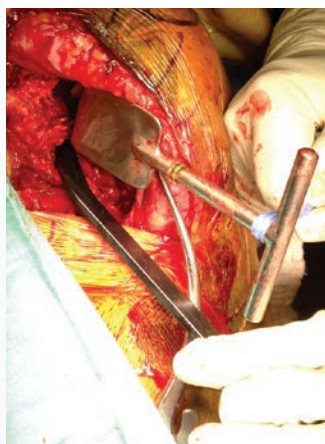
The osteotomized coracoid is fixed with the lateral, joint-facing side of the coracoid (where the ligament is) facing the flange of the drill-guide.

Two 3.5 mm guiding holes are drilled.

The drill guide is held against the antero-inferior glenoid, the flange sitting on the cartilage, and the first 2.5 mm thread hole for screw fixation is drilled.

The second 2.5 mm thread hole is drilled parallel to a 2.5 mm pin that has been inserted in the first hole to ensure correct distance and orientation.

The coracoid is now fixated using two 3.5 mm or 4.5 mm screws flush with the cartilage, due to the identical distance between flange and screw holes on coracoid and glenoid.



Axillary Nerve Protector

Designed for inferior capsular release during shoulder arthroplasty and glenoid exposure

The tapered freer end helps separate the axillary nerve and inferior capsule, even in difficult exposures. Non-conductive material allows the use of a bovie knife directly in the small channel cutting guide (on both sides). Reversible for right and left use.

PRODUCT NO:

8029
Overall Length: 7.125" (18.1 cm)
Width: 12 mm
Thickness: 4 mm

Designed by Brett Sanders, MD



Humeral Protection Plates

Helps protect the proximal humerus from fracture after humeral head osteotomy

Plate is placed on the proximal humerus after the initial osteotomy of the humeral head for total shoulder replacement. Helps protect the proximal humerus from fracture as the humerus is retracted to gain visualization of the glenoid to prepare it for a glenoid implant.

PRODUCT NO'S:

5259-01 [46 mm]
5259-02 [50 mm]

Designed by Ronald E. Delanois, MD

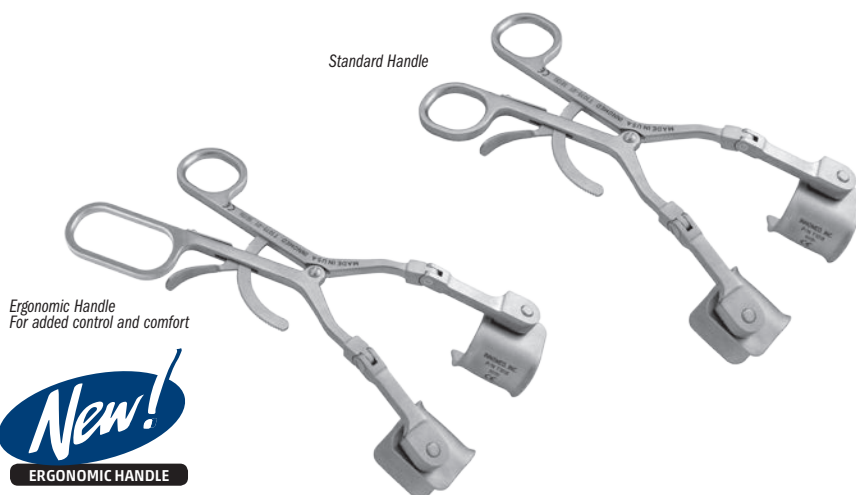


Kolbel Self-Retaining Glenoid Retractors

Modified Kolbel Self-Retaining Glenoid Retractor with Hinge

Two pairs of snap-in, freely pivoting blades included.

PRODUCT NO'S:	
T1014-01	[Set – Standard Handle]
T1014-01-2F	[Set – Ergonomic Handle]
Set Includes:	
T1015-01	[Retractor – Standard Handle]
Overall Length: 8.25" (21 cm)	
Length-to-hinge: 6" (15,2 cm)	
Arm Length: 2.25 (5,7 cm)	
– OR –	
T1015-01-2F	[Retractor – Ergonomic Handle]
Overall Length: 9.25" (23,5 cm)	
Length-to-hinge: 7" (17,8 cm)	
Arm Length: 2.25 (5,7 cm)	
T1018-P	[Blades–Pair] 36 mm X 36 mm
T1019-P	[Blades–Pair] 36 mm X 53 mm



Kolbel Self-Retaining Glenoid Retractor

Two pairs of snap-in, freely pivoting blades included.

PRODUCT NO'S:	
T1014	[Set – Standard Handle]
T1014-2F	[Set – Ergonomic Handle]
Set Includes:	
T1015	[Retractor – Standard Handle]
Overall Length: 8.25" (21 cm)	
– OR –	
T1015-2F	[Retractor – Ergonomic Handle]
Overall Length: 9.25" (23,5 cm)	
T1018-P	[Blades–Pair] 36 mm X 36 mm
T1019-P	[Blades–Pair] 36 mm X 53 mm



Kolbel Self-Retaining Glenoid Retractor with Center Blade

Center blade can be reversed for shallow or deep retraction

Two pairs of snap-in, freely pivoting blades included.

PRODUCT NO'S:	
T1050	[Set – Standard Handle]
T1050-2F	[Set – Ergonomic Handle]
Set Includes:	
T1050-01	[Retractor – Standard Handle]
Overall Length: 8" (20,3 cm)	
– OR –	
T1050-01-2F	[Retractor – Ergonomic Handle]
Overall Length: 9" (22,9 cm)	
T1050-02	[Center Blade]
Length-to-bend: 6.25" (15,9 cm)	
Depth: 2.5" (6,4 cm)	
T1018-P	[Blades–Pair] 36 mm X 36 mm
T1019-P	[Blades–Pair] 36 mm X 53 mm



Kolbel Self-Retaining Retractor

Two pairs of snap-in, freely pivoting blades included.

PRODUCT NO'S:	
T1016	[Set]
Set Includes:	
T1017	[Retractor]
Overall Length: 8.25" (21 cm)	
Arm Length: 6.125" (15,6 cm)	
Arm Length-to-hinge: 3" (7,6 cm)	
T1018-P	[Blades–Pair] 36 mm X 36 mm
T1019-P	[Blades–Pair] 36 mm X 53 mm





Radiolucent Blades Now Available!

The OrthoLucent™ carbon fiber PEEK blade is strong, lightweight, completely radiolucent, can be steam sterilized, and also helps to prevent from marring component surfaces.



Kolbel Self-Retaining Retractor Blades

PRODUCT NO'S:

Wide Blades

T1018	[36 x 36 mm]
T1019	[36 x 53 mm]
T1020	[36 x 68 mm]
T1021	[36 x 85 mm]

Radiolucent Blade

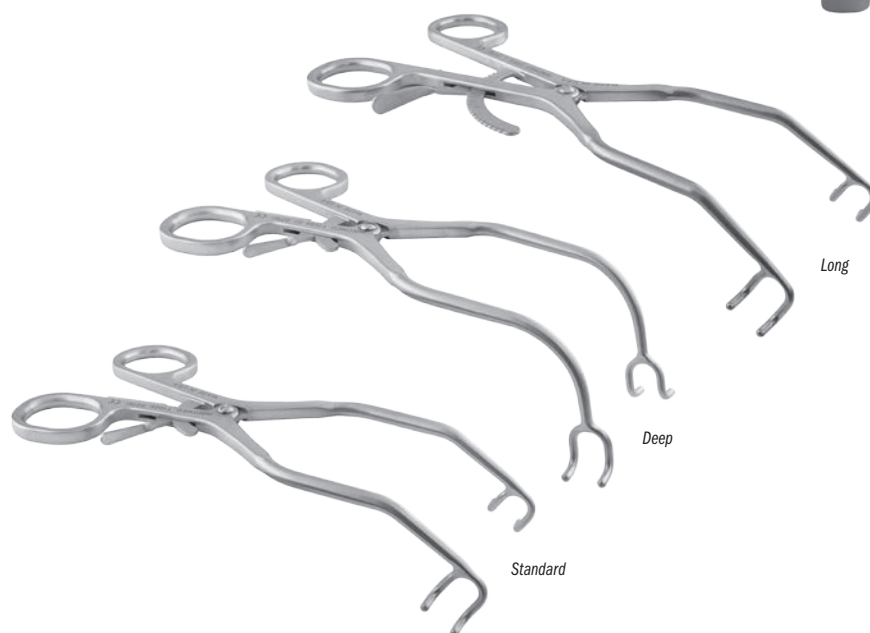
T1019-R*	[36 x 53 mm]
----------	--------------



*
MADE EXCLUSIVELY
FOR INNOMED IN
SWITZERLAND

Narrow Blades

T1022	[20 x 36 mm]
T1023	[20 x 53 mm]
T1024	[20 x 68 mm]
T1025	[20 x 85 mm]



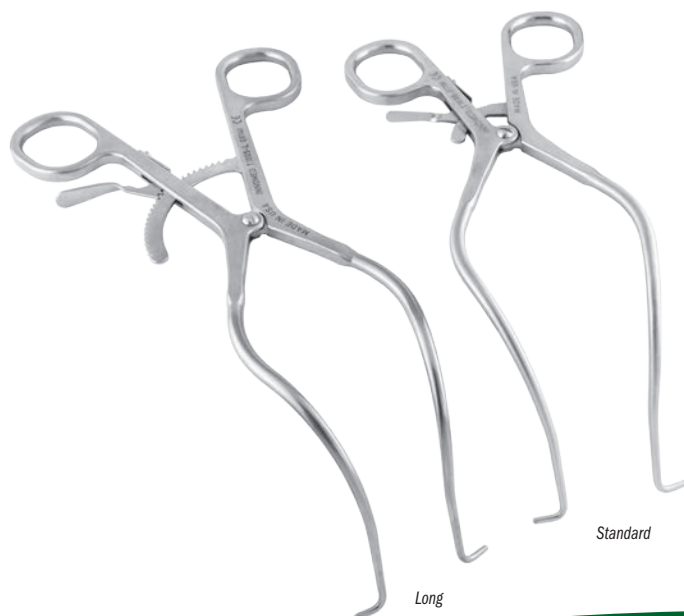
Kolbel Soft Tissue Retractors

Helps in the early phase to retract soft tissue comprising of the gleno-humeral joint

Use facilitates the introduction of deeper retractors which are required for sufficient visibility of the glenoid, acromion and rotator cuff.

PRODUCT NO'S:

T1006	[Standard] Overall Length: 8" (20,3 cm)
T1006-01	[Deep] Overall Length: 7.5" (19,1 cm)
T1006-L	[Long] Overall Length: 8.5" (21,6 cm)



Subscapularis Spreader

Reaches deep to help split the subscapularis in a Jobe approach

Also used for retracting a split deltoid in mini rotator cuff repairs.

PRODUCT NO:

T1005	[Standard] Overall Length: 8.375" (21,3 cm)
T1005-L	[Long] Overall Length: 9.25" (23,5 cm)



Durham Offset Zelpi Retractor

Staggered depth retractor designed for exposure during total hip and total shoulder surgery

- ▶ In hip surgery, with the handle towards the surgeon, the longer leg is on the inside.
- ▶ In shoulder surgery, with the handle downward, the longer leg is on the outside.
- ▶ The longer leg extends 1.1" (2,8 cm) deeper.

PRODUCT NO'S:

1573-L [Left]

Overall Length: 8.5" (21,6 cm)

Leg Depths: 3.1" & 4.2" (7,9 cm & 10,7 cm)


1573-R [Right]

Overall Length: 8.5" (21,6 cm)

Leg Depths: 3.1" & 4.2" (7,9 cm & 10,7 cm)



Designed by Alfred Durham, MD



Modified Fukuda-type Retractor with Reamer Slot

Center cutout slot allows the shaft of a reamer to fit more posteriorly

Available in small and large sizes. Used to retract the humeral shaft posteriorly and helping to expose the entire glenoid surface.

PRODUCT NO'S:

1898 [Narrow]

Overall Length: 7.25" (18,4 cm)

Blade Width: 32 mm

Opening: 25 x 40 mm

1899 [Wide]

Overall Length: 7.25" (18,4 cm)

Blade Width: 38 mm

Opening: 32 x 40 mm

Designed by Richard J. Miller, MD



Gerber Sub-Acromion Retractors

Designed to gain optimal access to the subacromion space

MADE EXCLUSIVELY
FOR INNOMED IN
GERMANY

Designed to gain optimal access to the subacromion space by distracting inferiorly the humeral head from the acromion.

PRODUCT NO'S:

Standard

1640-01 [Right]

Blade Length: 19 mm

Inside Ring Dia.: 32 mm

Overall Length: 7" (17,8 cm)

1640-02 [Left]

Blade Length: 19 mm

Inside Ring Dia.: 32 mm

Overall Length: 7" (17,8 cm)

Modified

1641-01 [Right]

Blade Length: 34 mm

Inside Ring Dia.: 25 mm

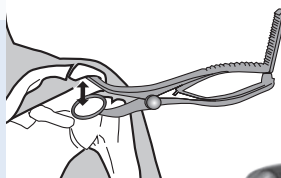
Overall Length: 7" (17,8 cm)

1641-02 [Left]

Blade Length: 34 mm

Inside Ring Dia.: 25 mm

Overall Length: 7" (17,8 cm)



Glenoid Spreader with Forked/Disc Ends

Designed to aid glenoid exposure

PRODUCT NO'S:

1861-R [Right]

Overall Length: 10.5" (26,7 cm)

1861-L [Left]

Overall Length: 10.5" (26,7 cm)



Half Ring Fukuda-type Retractor

Modified fukuda designed to improve glenoid access and labral removal during arthroplasty

Can be shifted medial-lateral or superior-inferior to facilitate posterior labral removal and relieve reamer impingement.

PRODUCT NO:

5168

Overall Length: 7.25" (18,4 cm)

Blade Width: 1.25" (32,5 cm)

Blade End Gap: .675" (17,1 cm)

Designed by Brett Sanders, MD



Evans Modified Fukuda-type Retractors

Designed to retract the humeral shaft posteriorly, helping to expose the glenoid surface

Center groove allows the shaft of a reamer to fit more posteriorly.

PRODUCT NO'S:

5180-N [Narrow]

Overall Length: 8.625" (21,9 cm)

Blade Width: 1" (25,4 mm)

Blade Depth: 3.75" (9,5 cm)

5180-W [Wide]

Overall Length: 8.625" (21,9 cm)

Blade Width: 1.25" (31,7 mm)

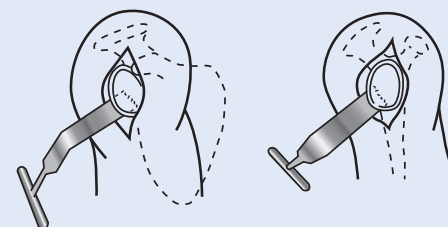
Blade Depth: 3.75" (9,5 cm)

Designed by
Peter J. Evans, MD



Agrawal Talon Retractor

Designed to help facilitate glenoid exposure in total shoulder arthroplasty



PRODUCT NO:

4695

Overall Length: 7.875" (20 cm)

Blade Width: 41 mm

Designed by Vivek Agrawal, MD



Humeral Head Depressor

Used to help expose the glenoid fossa

Placed over the humeral head and hooked around the posterior lip of the glenoid rim, to expose the glenoid fossa for total shoulder reconstruction and reconstructive stabilization procedures done through a standard deltopectoral approach.

PRODUCT NO:

1520

Overall Length: 8" (20,3 cm)



Designed by William J. Mallon, MD

McFarland Malleable Shoulder Retractors

Designed to enhance exposure in shoulder procedures

PRODUCT NO'S:

4537-00 [Set of Three Sizes]

Also available individually:

4537-01 [Narrow Deep]

Overall Length: 15.5" (39,4 cm)
Prong Depth: 10 mm

4537-02 [Narrow Shallow]

Overall Length: 15.5" (39,4 cm)
Prong Depth: 6.8 mm

4537-03 [Wide]

Overall Length: 15.5" (39,4 cm)
Prong Depth: 13.5 mm

Designed by
Edward McFarland, MD



Capsule Retractors

Designed for use in Bankart surgery

The single prong retractor is commonly used when retracting on the inferior rim of the glenoid. The two and three-prong retractors are designed to be placed medially along the scapular neck to retract the anterior capsule and labrum.

PRODUCT NO'S:

T1008-01 [3 Prongs]

Overall Length: 10" (25,4 cm)
Prong Length: 30 mm

T1008 [2 Prongs]

Overall Length: 10" (25,4 cm)
Prong Length: 30 mm

T1009 [1 Prong]

Overall Length: 10" (25,4 cm)
Prong Length: 30 mm



Hendren Self-Retaining Retractors

Gentle on tissue and very effective in holding back subcutaneous fat

Also useful for retracting the deltoid muscle firmly.

PRODUCT NO'S:

1730

Overall Length: 3.5" (8,9 cm)
Blade Size: 10 mm x 12 mm

1735

Overall Length: 4.5" (11,4 cm)
Blade Size: 14 mm x 13 mm

1740

Overall Length: 4.5" (11,4 cm)
Blade Size: 16 mm x 13 mm

1745

Overall Length: 5.5" (14 cm)
Blade Size: 18 mm x 13 mm

1750

Overall Length: 6.5" (16,5 cm)
Blade Size: 22 mm x 14 mm

Designed by D.H. Hendren, MD

MADE EXCLUSIVELY
FOR INNOMED IN
GERMANY





Coated Inserter for Reverse Shoulder Glenosphere Components

Designed to aid in the insertion of glenospheres in limited exposure patients, allowing for insertion from the side, with a coating to help protect from marring component surfaces

PRODUCT NO:

5071

Overall Length: 9.5" (24,1 cm)

Inserter Arm Angle: 30°



Designed by Michael Radon, Ilya Voloshin, MD, and Nathan Mineo

New!



Burkhead Glenoid Inserter

Designed to help insert a glenoid component


PRODUCT NO:

4689

Overall Length: 9.875" (25,1 cm)



Designed by Wayne "Buzz" Burkhead, Jr, MD, Michael Radon, and Aaron Merges



Glenoid Inserter

Designed for final implantation of the glenoid prosthesis into the body

Grasping ends are coated to help protect from scratching the component surfaces.

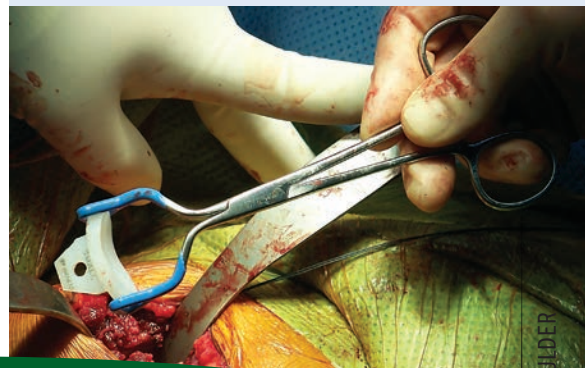
PRODUCT NO:

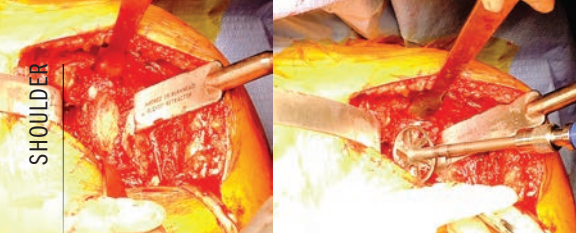
5076

Overall Length: 8.5" (21,6 cm)



Designed by Chase Kuhn & J. Kevin Rudder, MD





Burkhead Glenoid Retractor


The retractor bar presses against the glenoid while the end of the retractor puts pressure on the posterior capsule

PRODUCT NO'S:

5839 [Large]
Overall Length: 9.125" (23,2 cm)
Blade Width at End: 1.5" (3,8 cm)

5839-SM [Small]
Overall Length: 8.75" (22,2 cm)
Blade Width at End: 1" (2,54 cm)

Designed by Wayne Burkhead, MD



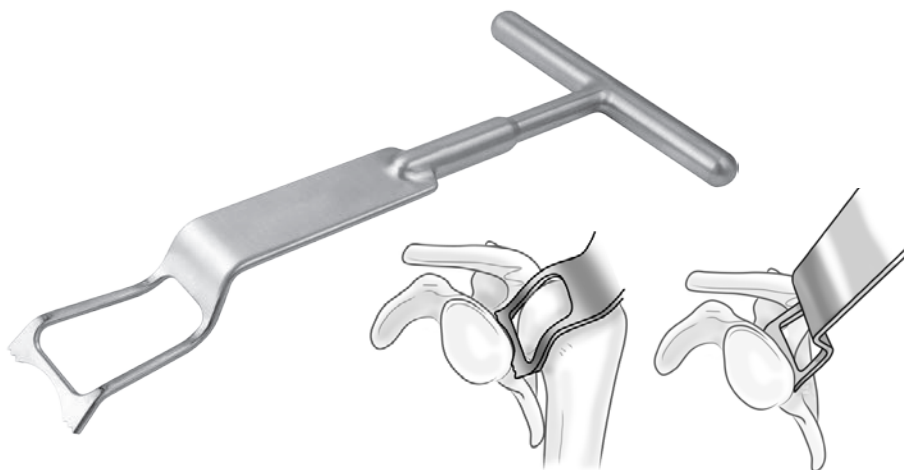
Burkhead Reversible TSA/RSA Retractor

Unique shape, angles and double pronged end serves to push the posterior capsule, and the humerus, away from the glenoid to allow preparation of the glenoid and implantation of component(s) without having to remove the retractor

PRODUCT NO:

5839-01
Overall Length: 9.125" (23,2 cm)
Blade Width at End: 1.5" (3,8 cm)

Designed by
Wayne "Buzz" Burkhead, Jr, MD



Gunther Glenoid Retractor

Ergonomic design helps to retract the humeral head posteriorly during glenoid exposure while avoiding reamer contact during shoulder replacement surgery

PRODUCT NO:

1999
Overall Length: 11" (27,9 cm)
Neck Width: .625" (15,9 mm)
Prong Outside Width: 1" (25,4 mm)
Prong Inside Width: .625" (15,9 mm)

Designed by
Stephen B. Gunther, MD



Bacastow Glenoid Retractors

Designed for glenoid exposure, particularly for reverse shoulder replacement applications, where it is important to get inferiorly

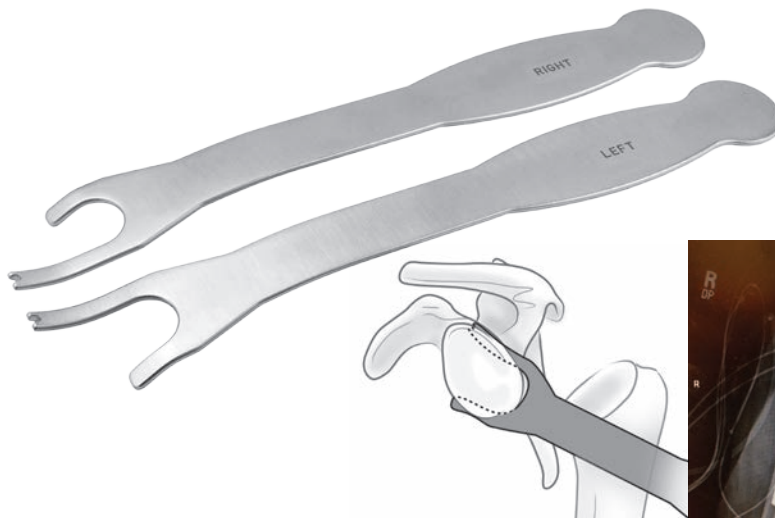
Allows visualization and direct access to the glenosphere base plate through a deltopectoral incision with intact pectoralis major insertion.

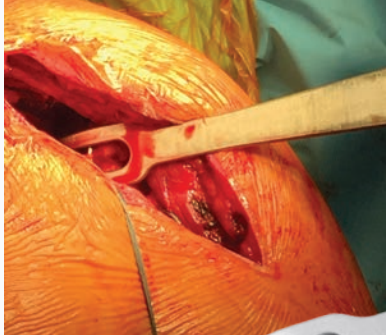
PRODUCT NO'S:

1897-L [Left]
Overall Length: 11.75" (29,8 cm)

1897-R [Right]
Overall Length: 11.75" (29,8 cm)

Designed by David Bacastow, MD





Glenosphere Component Retractor

Designed for use in total and reverse shoulder arthroplasty

Coated prongs help protect component surfaces.

PRODUCT NO:

5841

Overall Length: 10.125" (25,7 cm)
Blade Width: .9375" (2,4 cm)



Designed by Tim Seachris



Levy Anterior Glenoid Retractor

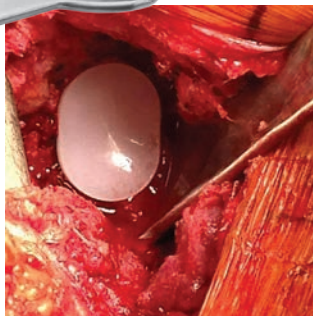
Designed to help alleviate tension on anterior glenoid structures and the handle is designed to optionally be clamped to the drape

PRODUCT NO:

4536

Overall Length: 10.5" (26,7 cm)
Depth from Bend: 5.875" (14,9 cm)
Blade Width: .75" (1,9 cm)
Tooth Gap: .325" (8,2 mm)

Designed by Jonathan Levy, MD



George Semi-Circumferential Glenoid Retractor

Designed to depress the humeral head and retract tissue away from the posterior half of the glenoid, helping to improve exposure for the preparation and placement of the glenoid component in total shoulder arthroplasty

PRODUCT NO:

2435

Overall Length: 8" (20,3 cm)
Blade Width: 2.125" (5,4 cm)

Designed by Michael S. George, MD



Evans Reverse Hohmann Retractor

Designed for total shoulder arthroplasty and open rotator cuff procedures

Smaller size useful for retracting the deltoid muscle and other structures.

PRODUCT NO:

4547

Blade Width: Tapers from 30 mm to 18 mm
Blade Depth: 3" (7,6 cm)
Prong Width: 6 mm
Overall Length: 8.5" (21,6 cm)

Designed by Peter J. Evans, MD



Shoulder Instruments


PRODUCT NO:

1900 [Complete Set]

 Designed by Evan Flatow, MD
& Louis Bigliani, MD

Thin Glenoid Retractors

Used for retraction of the anterior and posterior aspects of the anterior and posterior glenoid rim.

PRODUCT NO'S:

1910 [Narrow]

Blade Width: 14 mm

Overall Length: 11" (27,9 cm)

1920 [Wide]

Blade Width: 22 mm

Overall Length: 11" (27,9 cm)

Modified Darrach-type Elevators

Used for soft tissue retraction and exposure. May also be used to lever the humeral head inferiorly or superiorly and medially to expose the humeral head from the glenoid while dislocating the humeral head after subscapularis removal. May also be used to retract the humeral shaft posteriorly to help expose the glenoid.

PRODUCT NO'S:

1950 [3/8" (10 mm)]

Blade Width: 10 mm

Overall Length: 10.75" (27,3 cm)

1960 [3/4" (19 mm)]

Blade Width: 19 mm

Overall Length: 10.75" (27,3 cm)

1955 [1/2" (13 mm)]

Blade Width: 12 mm

Overall Length: 10.75" (27,3 cm)

1965 [1.0" (25 mm)]

Blade Width: 25 mm

Overall Length: 10.75" (27,3 cm)

Spiked Darrach-type Elevator

The spiked elevator is used slightly below the anterior rim of the glenoid to help retract the labrum and anterior capsule.

PRODUCT NO:

1970 [Narrow]

Blade Width: 19 mm

Overall Length: 10.75" (27,3 cm)

Posterior Glenoid Elevators

Used to help expose the posterior aspect of the glenoid. The curved tip allows the elevator to fit on the posterior rim of the glenoid. The curve in the elevator contours to the humeral shaft for posterior retraction.

PRODUCT NO'S:

1980 [3/8" (10 mm)]

Blade Width: 10 mm

Overall Length: 11" (27,9 cm)

1985 [1/2" (13 mm)]

Blade Width: 12 mm

Overall Length: 11" (27,9 cm)

1990 [3/4" (19 mm)]

Blade Width: 19 mm

Overall Length: 11" (27,9 cm)

Modified Fukuda-type Retractors

Used to retract the humeral shaft posteriorly and helping to expose the entire glenoid surface.

PRODUCT NO'S:

1930 [Narrow]

Blade Width: 32 mm

Opening: 25 x 40 mm

Overall Length: 7.25" (18,4 cm)

1940 [Wide]

Blade Width: 38 mm

Opening: 32 x 40 mm

Overall Length: 7.25" (18,4 cm)

Bicep Elevator

Used to help retract the biceps tendon superiorly. The two extensions allow the long head of the biceps to fit between them. The edges fit on the superior portion of the glenoid rim.

PRODUCT NO:

1975

Blade Width: 25 mm

Overall Length: 10.75" (27,3 cm)



Deltoid Retractor

Fits easily under the acromion, deltoid and over the humeral head

- ▶ Used in most open procedures

PRODUCT NO:

T1001
Width: 30 mm
Overall Length: 8" (20,3 cm)



Posterior Glenoid Neck Retractor

Used during osteotomy of the humeral head and approaches to the glenoid

- ▶ Designed to allow one finger retraction
- ▶ Contours to allow teeth to fit behind the glenoid, retracting tissue for easy access to the glenoid

PRODUCT NO:

T1002
Width: 30 mm
Overall Length: 10" (25,4 cm)



Anterior Glenoid Neck Retractor

Teeth are specifically designed to retract the subscapularis and capsule medially during a Bankart procedure

- ▶ The wide midsection retracts the soft tissue during anterior glenoid work
- ▶ The curved handle allows the assistant to use minimal pressure to achieve exposure

PRODUCT NO:

T1003
Width: 25 mm
Overall Length: 11" (27,9 cm)



Goldstein Glenoid Neck Retractor

Placed along the glenoid rim during open Bankart procedure to allow excellent exposure

- ▶ The convex teeth sit easily into the glenoid rim while the strong end of the shaft allows the instrument to stay out of the surgeon's view

PRODUCT NO:

T1004
Blade Width at Teeth: 18 mm
Blade Width at Widest: 36 mm
Overall Length: 8.5" (21,6 cm)



Humeral Head Retractor

Placed between the glenoid and the humeral head to obtain excellent exposure

PRODUCT NO:

T1007
Blade Width: 33 mm
Prong Width: 6 mm | 21 mm Gap | 6 mm
Overall Length: 7" (17,8 cm)

MADE FOR INNOMED IN GERMANY



Kaminsky OrthoLucent™ Browne-type Deltoid Retractors

Used for the Delto-Pectoral Approach—can remain in place for fracture reduction, plate positioning, and screw/wire/drill location confirmation

Used for acromioplasty, rotator cuff repair, and fracture fixation. Contours the humeral head with deltoid retraction allowing extensive exposure. Helps to reduce operative time, assist in fracture reduction, and maintain hardware position without the frequent need for retractor removal and reintroduction.

The OrthoLucent™ carbon fiber PEI composite material is strong, lightweight, completely radiolucent, helps to prevent from marring component surfaces, and can be steam sterilized.

PRODUCT NO'S:

1670-01R [Small]

Blade Width: 4,5 cm

Overall Length: 10.5" (26,7 cm)

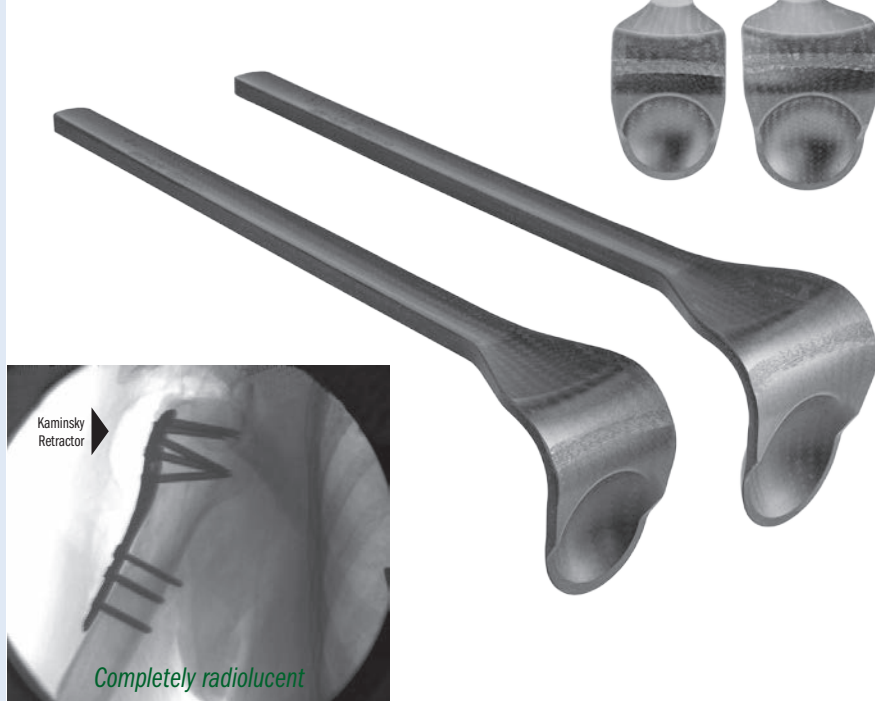
1670-02R [Large]

Blade Width: 5,4 cm

Overall Length: 10.5" (26,7 cm)

Designed by Sean B. Kaminsky, MD

MADE EXCLUSIVELY
FOR INNOVEMED IN
SWITZERLAND



Browne Deltoid Retractor

Used for the Delto-Pectoral Approach

Contours the humeral head with effortless deltoid retraction allowing extensive exposure.

PRODUCT NO'S:

1670-01 [Small]

Blade Width: 4,5 cm

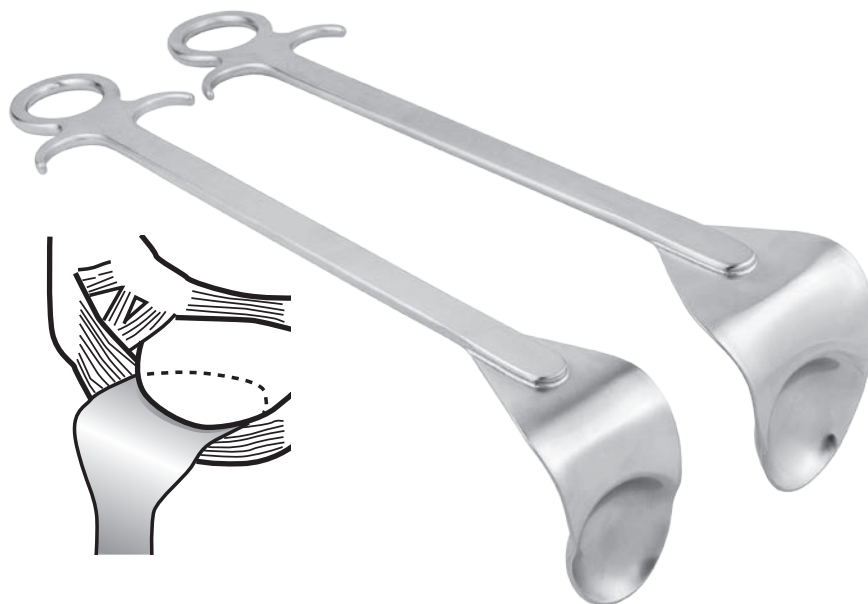
Overall Length: 11.5" (29,2 cm)

1670-02 [Large]

Blade Width: 5,7 cm

Overall Length: 11.5" (29,2 cm)

MADE FOR INNOVEMED IN
GERMANY



Levy Wide Deltoid Retractor

Designed for management of proximal humerus fractures—facilitates appropriate deltoid retraction without interference during active fluoroscopy

Contoured to match the curve of the deltoid, the retractor helps to retract the entire deltoid laterally during the deltopectoral approach. The width approximates 2/3 the length of the deltoid, while the blade is deep enough to help control the entire deltoid without displacement of the tuberosity reduction. Sized to fit deltoids in small and large patients.

PRODUCT NO:

1672

Overall Length: 11.75" (29,8 cm)

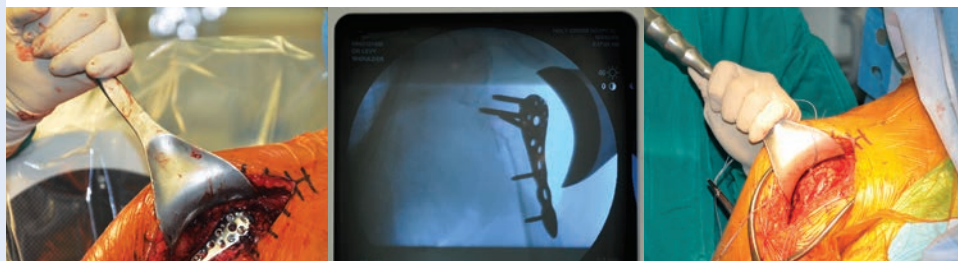
Blade at Widest: 2.5" (6,4 cm)

Blade Depth: 1.375" (3,5 cm)

Designed by Jonathan Levy, MD

USA MADE

Patent Pending





Bolanos Shoulder Retractor

Designed for mini-open rotator cuff repairs and shoulder arthroplasty, the contour matches the humeral head and the rounded edge helps avoid trauma to surrounding musculature

Depth matches girth of most patients, while the comfortable handle makes it easier for assistants to hold.

PRODUCT NO:

3222

Overall Length: 7.5" (19,1 cm)

Blade Width at Widest: 1" (2,54 cm)



Designed by Alberto Bolanos, MD



Chandler Retractors

Used for retracting tissue away from the bone

Allows the surgeon to retract soft tissue away from bone, and can be used for hip and knee surgery. The handle is contoured away from the field of view and working area. Available in three blade sizes: 5/8", 3/4" and 1".

The OrthoLucent™ version is made of a strong, lightweight carbon fiber PEEK composite material, which is completely radiolucent, helps to prevent from marring component surfaces, and can be steam sterilized.

PRODUCT NO'S:

3220-01 [5/8" (15,9 mm)]

Overall Length: 9.125" (23,5 cm)

Blade Width: 16 mm

3220-02 [3/4" (19 mm)]

Overall Length: 9.125" (23,5 cm)

Blade Width: 19 mm

3220-04 [1" (25,4 mm)]

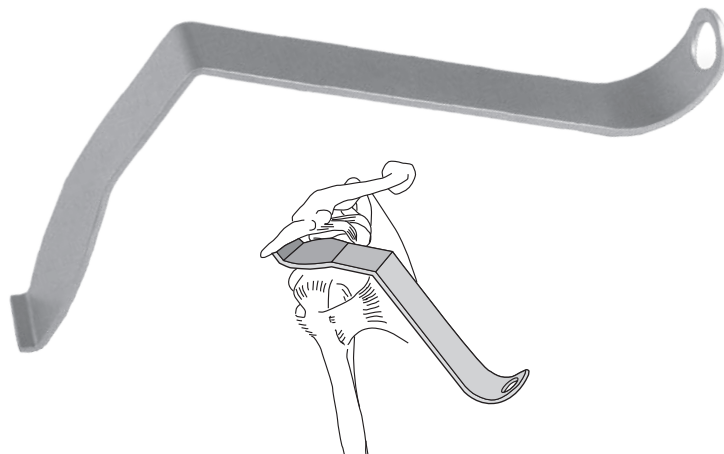
Overall Length: 9.125" (23,5 cm)

Blade Width: 25.4 mm

3220-02R [OrthoLucent™ 3/4" (19 mm)]

Overall Length: 9.125" (23,5 cm)

Blade Width: 19 mm



Kirschenbaum Acromioplasty Retractor

Helps to protect both the posterior aspect of the shoulder and the articular surface of the humeral head during open acromioplasty and rotator cuff surgery

Designed to fit under the posterior edge of the acromion and lever the humeral head down out of the way.

PRODUCT NO:

5840

Overall Length: 9.25" (23,5 cm)

Blade Width at Tip: 21 mm

Designed by Ira Kirschenbaum, MD



Acromioplasty Retractor

Designed to retract and protect the humeral head during resection of the inferior acromial surface

The two prongs hook the posterior aspect of the acromion for retraction. The file is used to smooth rough edges of the acromion post-resection.

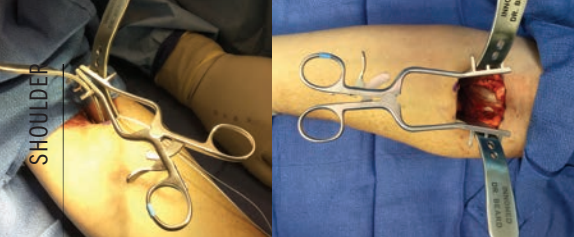
PRODUCT NO:

S3008

Overall Length: 9" (22,9 cm)

Blade Width: 18 mm





Beard Distal Bicep Retractor

Designed to help optimize surgical exposure during anterior single incision distal biceps tendon reinsertion

The blade design features an anatomically contoured distal end to hug the radius cortex. The smooth distal end helps to avoid deep penetration, and the width matches the width of the distal biceps tendon insertion site. The narrow curved handle design helps to optimize workspace and visualization. Sold as a set, or available individually for replacement.

PRODUCT NO'S:

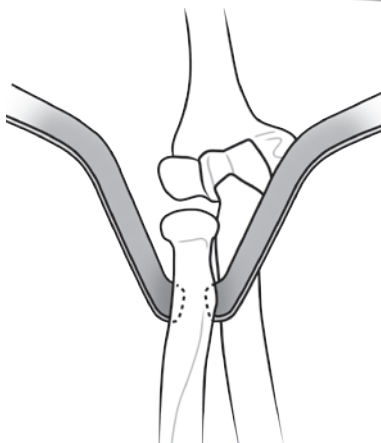
5834-00 [Set – Retractor & Two Blades]

Available Individually:

5834-01 [Blade] 1 blade with this product number
Overall Length: 6.375" (16,2 cm)
Width: .625" (16 mm)

5834-02 [Self-retaining Retractor]
Overall Length: 7.5" (19,1 cm)

Designed by David Beard, MD



Beard Distal Radius Wide Hohmann Retractor

Designed for distal radius and diaphyseal fracture exposure, the wide blade design helps to protect soft tissues, and the curved handle helps provide improved access and visualization

PRODUCT NO:

5837-01
Overall Length: 5.375 (13,7 cm)
Blade Width: 1" (25 mm)

Designed by David Beard, MD



Calvo Olecranon Reducing Forceps

Designed to reduce and hold in place transverse fractures of the olecranon to facilitate the insertion of k-wires and tension bands

Also very useful in malleolus fractures.

PRODUCT NO'S:

1801-L [Left]

1801-R [Right]

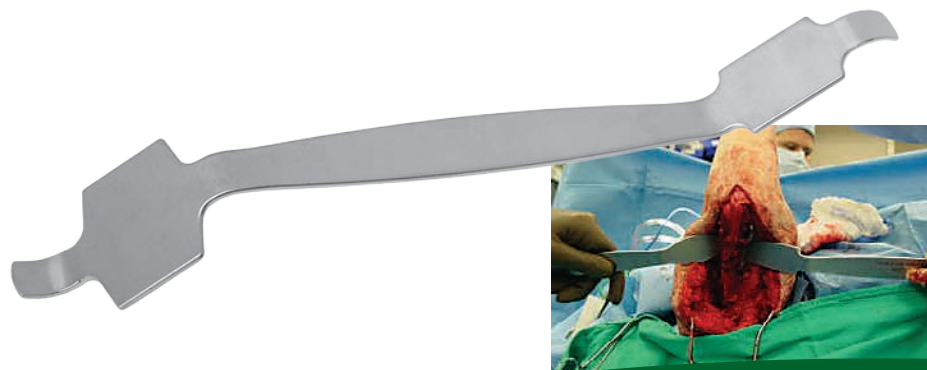


Designed by Ignacio J. Calvo, MD





New!



Lateral Condyle Fracture Set

Designed for adult and pediatric lateral condyle fractures

The asymmetric clamps (1756-L & 1756-R) are shaped to secure the lateral condyle fragment. The straight tip is placed in the coronoid fossa and the curved tip is used to grasp and compress the lateral condyle fragment. The symmetric reduction clamp (1755) is useful to compress T-condylar fractures, and in many other fracture reduction applications.

PRODUCT NO'S:	
4697-00	[Set with Case]
Set Includes:	
1755	[Clamp – Symmetric] Overall Length: 8.5" (21,6 cm) Jaw opens to: 3" (7,6 cm)
1756-L	[Clamp – Asymmetric Left] Overall Length: 8.75" (22,2 cm)
1756-R	[Clamp – Asymmetric Right] Overall Length: 8.75" (22,2 cm)
4697	[Elbow Retractor] Overall Length: 6.5" (16,5 cm) Blade Width: 1" (2,54 cm)
1015	[Sterilization Case] Dimensions: 11.25" x 7.125" x 3.125" (28,6 cm x 18,1 cm x 7,9 cm)



Designed by Carl R. Weinert, MD



Weinert Elbow Retractor

Designed for use within the elbow joint to retract the anterior capsule, and provide full exposure of the anterior articular surface for reduction and fixation of displaced lateral condyle fractures

The small blunt tip hooks over the intact medial condyle.



Weinert Bone Holding Reduction Clamps

Designed to securely hold fracture reductions

The stops on each end help prevent excessive penetration of metaphyseal and soft bone.



Lawton Double-Ended Army-Navy Retractor



PRODUCT NO:	
6050	
Overall Length: 13" (33 cm)	
Blade Widths: Small End 1.25" (3,2 cm), Large End 2" (5,1 cm)	

Designed by Jeffrey Lawton, MD

Nicholson Universal Humeral Prosthesis Extractor

Designed to fit most humeral prostheses

Includes a slaphammer, two non-sterile 2.5 mm cables, and a sterilization case.



PRODUCT NO'S:

3670 [Extractor Set with Case]

Individual/Replacement Parts:

3670-01 [Extractor Set without Case]

3670-10 [Foot Adapter]

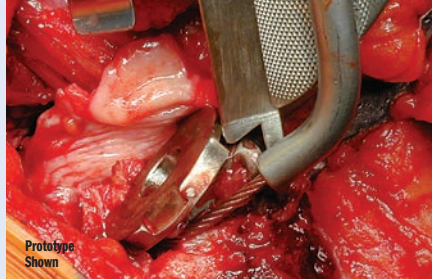

3670-CABLE [2.5 mm Cable] Package of 2

9006 [Case Only]

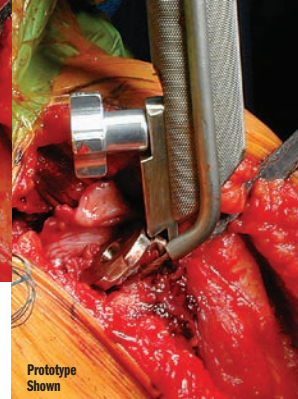
3925-A12 [Slaphammer with 12" (30,5 cm) Rod]

3935-H [Slaphammer Only (No Rod)]

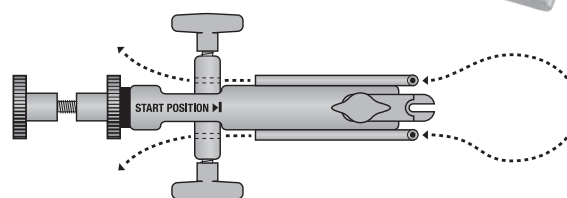
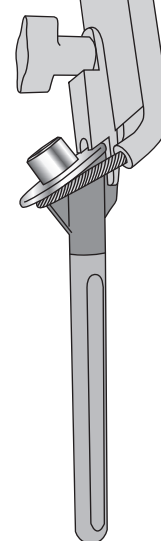
Designed by Gregory Nicholson, MD



Prototype Shown



Prototype Shown



Arthroscopic Shoulder Rasp

Used to abrade the anterior scapular neck to stimulate a vascular healing response

Terminal bend matches the angle of the scapular neck from a standard anterior portal.

PRODUCT NO:

2310

Overall Length: 9.625" (24,4 cm)
Handle Length: 3.5" (8,9 cm)



Percussion Awl

Used to begin tunneling the cortical bone during rotator cuff repairs or Bankart procedures

PRODUCT NO:

T1012

Overall Length: 8.625" (21,9 cm)



Crochet Hook Suture Passer

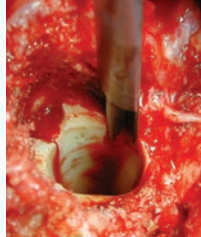
Notched at tip to hook looped sutures and pull through tunneled bone

PRODUCT NO:

T1013

Overall Length: 7" (17,8 cm)
Handle Length: 4" (10,2 cm)





Nicholson Small Bone and Shoulder Cement Removal Gouges

Designed to facilitate cement removal in smaller diameter bone of the humerus, ulna, and smaller implant geometries

- ▶ Reverse bevel tip helps the gouge to slide between the bone and cement.
- ▶ T-shaped Gouge-Splitter allows the gouge to slide between the cement and bone and vertically split the cement mantle to facilitate removal.
- ▶ Small diameter widths and curvatures more closely match shoulder and elbow implants and smaller bone diameters.
- ▶ Shorter length allows for better control and access.

PRODUCT NO'S:

Gouges Overall Length: 9" (22,9 cm)
Gouges Handle Length: 4" (10,2 cm)

5251-00 [Complete Set w/Case]

5251-05 [Extra Small]
Gouge Width: 5 mm

5251-07 [Small]
Gouge Width: 7 mm

5251-09 [Medium]
Gouge Width: 9 mm

5251-11 [Large]
Gouge Width: 11 mm

5252-07 [Small w/Splitter]
Gouge Width: 7 mm
Splitter Height: 4 mm

5252-09 [Medium w/Splitter]
Gouge Width: 9 mm
Splitter Height: 5 mm

5252-11 [Large w/Splitter]
Gouge Width: 11 mm
Splitter Height: 6 mm

5254 [Backhook]
Overall Length: 12.5" (31,8 cm)
Handle Length: 4.5" (11,4 cm)
Shaft Diameter: 4 mm

5255 [Footed Impactor]
Foot Pad Size: 8.5 mm x 11.5 mm
Shaft Diameter: 8.5 mm
Overall Length: 12.75" (32,4 cm)
Handle Length: 4.5" (11,4 cm)

5253 [Case for Set]

Designed by
Gregory Nicholson, MD



INNOMED, INC. 5251-05 02121 CE Extra Small Gouge

INNOMED, INC. 5251-07 02121 CE Small Gouge

INNOMED, INC. 5251-09 02121 CE Medium Gouge

INNOMED, INC. 5251-11 03121 CE Large Gouge

INNOMED, INC. 5252-07 02121 CE Small Gouge with Splitter

INNOMED, INC. 5252-09 03121 CE Medium Gouge with Splitter

INNOMED, INC. 5252-11 03121 CE Large Gouge with Splitter



Backhook



Footed Impactor

Used to help remove a humeral implant by impacting the medial collar of the prosthesis – helps provide a very direct parallel force to the implant for removal



The distal, footed end of the impactor is positioned under the neck rim of the prosthesis, and a mallet is used to strike the large proximal platform of the impactor to help loosen and remove the prosthesis in line with the stem.



Nicholson Footed Impactor

Designed to help remove a humeral prosthesis by impacting the medial collar from underneath, after a gap has been exposed between the rim/bone interface

PRODUCT NO:

5255
Foot Pad Size: 8.5 mm x 11.5 mm
Shaft Diameter: 8.5 mm (21,6 cm)
Overall Length: 12.75" (32,4 cm)
Handle Length: 4.5" (11,4 cm)

Designed by Gregory Nicholson, MD



O'Brien Bone Clamp

Designed for use in stabilization of a fracture or osteotomy

PRODUCT NO:
1816
Overall Length: 5.25" (13,3 cm)


Designed by Todd O'Brien, DPM



New!



OrthoLucent O'Brien Bone Clamp

Designed for use in stabilization of a fracture or osteotomy

The carbon fiber PEEK material is strong, lightweight, completely radiolucent, can be steam sterilized, and helps to prevent from marring component surfaces.

PRODUCT NO:
1815-R
Overall Length: 5.25" (13,3 cm)


Designed by Todd O'Brien, DPM



New!

O'Brien Bone Clamps

Designed for use in stabilization of a fracture or osteotomy

Allows for placement of the bone clamp where it can best stabilize bone fragments. The drill guide allows for screw placement through the top of the clamp. Calibrations on the handle help eliminate the use of a depth gauge.

Integrated drill guide and bone diameter gauge

PRODUCT NO'S:
1890-02 [Large]

*Drill Guide Diameter: 10 mm
(accommodates up to 6.5 mm screw)
Calibrated from 12 mm to 40 mm
Overall Length: 9.25" (23,5 cm)*

1890-01 [Small]

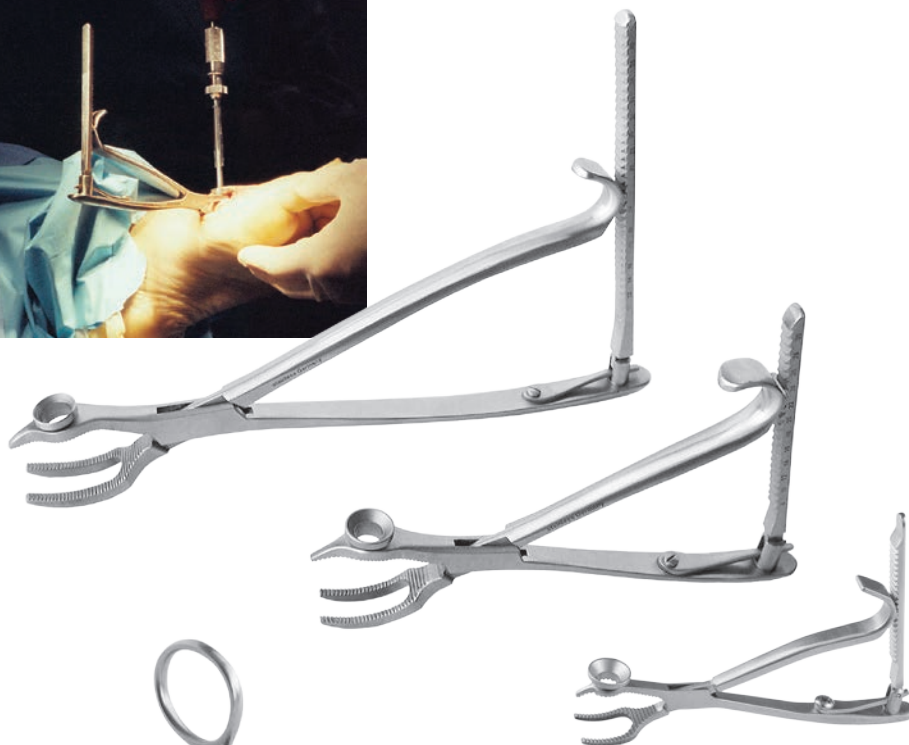
*Drill Guide Diameter: 8 mm
(accommodates up to 4 mm screw)
Calibrated from 8 mm to 30 mm
Overall Length: 6" (15,2 cm)*

1890-XSM* [Extra Small]

*Drill Guide Diameter: 6 mm
Overall Length: 4"*



Designed by Todd O'Brien, DPM



Duncan Metatarsal Clamp


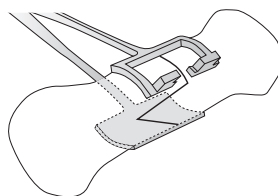
Designed to clamp and hold an osteotomized metatarsal bone in the corrected position for fixation through the clamps' top opening

PRODUCT NO:
1638

*Overall Length: 7" (17,8 cm)
Clamp Pads: 1.3" x .625" (33 mm x 16 mm)
Opening: 1" x .375" (25 mm x 10)*



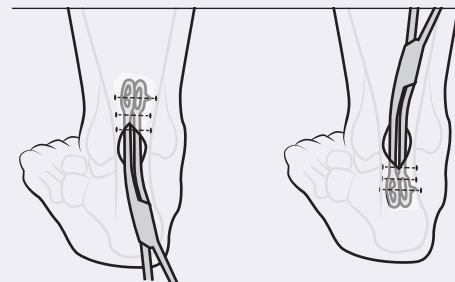
Designed by Gregory S. Duncan, DPM





Percutaneous Achilles Repair Forceps for Limited Open Achilles Tendon Repair

Designed to help improve accuracy during percutaneous repair of Achilles tendon ruptures



PRODUCT NO:

8235

Overall Length: 9.625" (24,4 cm)

Designed by James A. Amis, MD



New!

Lateral Bump

The bump on the lateral side of each loop allows the surgeon to palpate the exact center of the loop, proximal to distal, and drop a needle just below (patient is prone) or anterior to the bump for the starting point, and aim to just below the bump on the opposite side



Lewin Small Bone Clamp

PRODUCT NO:

4685

Overall Length: 5" (12,7 cm)

MADE FOR INNOMED IN GERMANY



Balfour Locking Adson Forceps

A modified adson forceps designed with a locking ratchet to hold the forceps closed around a small bone fracture

PRODUCT NO:

2016

Overall Length: 4.375 (11,1 cm)

Designed by George Balfour, MD

MADE EXCLUSIVELY FOR INNOMED IN GERMANY



Hendren Neuroma Retractor

Narrow tines are delicate on tissue, but sturdy enough to retract bone

Provides excellent exposure. Also helpful in scaphoid fracture repair surgery.

PRODUCT NO'S:

1680-02 [Large]

Overall Length: 5.5" (14 cm)

1680-01 [Small]

Overall Length: 4.25" (10,8 cm)

Designed by Douglas H. Hendren, MD



Ludloff/Mau Osteotomy Fixation Clamp

Used after lateral hallux valgus correction of the metatarsal, the clamp allows for osteotomy fixation and cannulated screw guide wire direction

Clamp fixates the osteotomy to hold the correction, and the 15° slanted cannulated k-wire guide allows the surgeon to place the guide wire for the cannulated screw perpendicular to the osteotomy for final fixation of the osteotomy.

PRODUCT NO:

1812

Cannula Accepts K-wire up to: .045" (1,1 mm)
Overall Length: 5" (12,7 cm)

Designed by A. Austin

MADE EXCLUSIVELY
FOR INNOMED IN
GERMANY



Teurlings Medial Malleolar Clamp w/Wire Guide

Helps to stabilize the medial malleolar fragment during internal fixation

PRODUCT NO:

1803

Cannula Diameter: .062" (1,6 mm)
Overall Length: 5.25" (13,3 cm)

Designed by Luc Teurlings, MD

MADE EXCLUSIVELY
FOR INNOMED IN
GERMANY



Calvo Medial Malleolus Fracture Clamp

Designed to reduce and hold a displaced medial malleolus fracture

Also very useful in olecranon fractures.

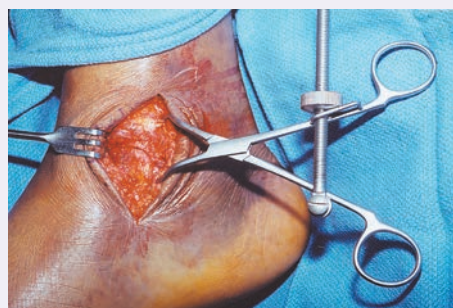
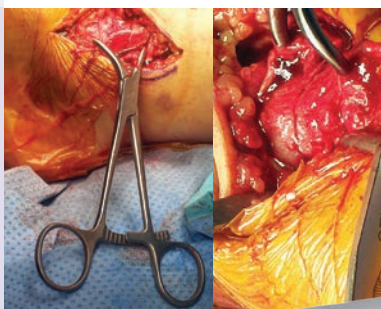
PRODUCT NO'S:

1801-L [Left]

1801-R [Right]

MADE EXCLUSIVELY
FOR INNOMED IN
GERMANY

Designed by R. David Calvo, MD



Medial Malleolar/Bone Fragment Clamps

Quick tightening & release low profile clamp with unlimited settings

PRODUCT NO'S:

1830 [Standard]

Overall Length: 5.5" (14 cm)
Clamp End Length: 1"

1835 [Medium]

Overall Length: 6" (15,2 cm)
Clamp End Length: 2"

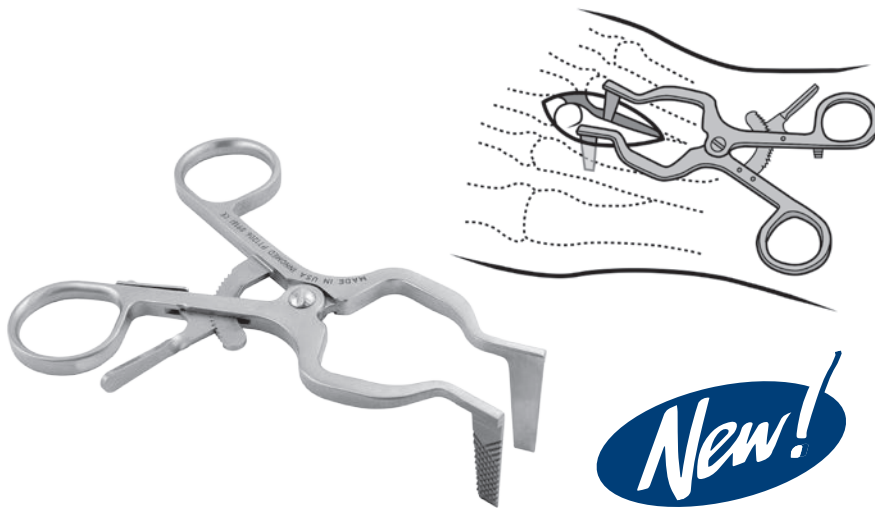
1840 [Large]

Overall Length: 8" (20,3 cm)
Clamp End Length: 3"

Designed by Edward L. Sclamborg, MD

MADE EXCLUSIVELY
FOR INNOMED IN
GERMANY





HFD Self-Retaining Small Bone Spreader

Versatile spreader featuring narrow tapered blades which, when together, make a small wedge to enter a tight bone interface or osteotomy

Blades feature a non-aggressive grip pattern that can be used when spreading apart bone as well as providing retraction of soft tissue in a smaller wound.

PRODUCT NO:

1829

Overall Length: 4.5" (11,4 cm)

Blade Depth: 28 mm

Blade Width Tapers from: 8 mm to 5 mm



Weinraub Joint and Calcaneal Spreader

Designed to assist in the opening of small joints of the hand and foot for the application of fusion and graft techniques

Provides excellent joint exposure without blocking intra-articular or osteotomy access. Helps prevent slippage or falling out of the joint by placing the arms on either side of the area to be distracted, driving two pins and opening the joint.

PRODUCT NO'S:


Overall Length: 7" (17,8 cm)

1870 Up to .062" (1/16") (1,6 mm) Pin Diameter

1872 Up to .11" (7/64") (2,8 mm) Pin Diameter

MADE EXCLUSIVELY FOR INNOMED IN GERMANY

Designed by Glenn M. Weinraub DPM, FACFAS



Calcaneal Spreader

Separates the calcaneal osteotomized bone for placement of tricortical bone graft

Pads have a large surface area, which easily separates the calcaneal osteotomized bone for placement of tricortical bone graft. Large pad surface area helps prevent the compression of soft calcaneal cancellous bone.

PRODUCT NO'S:

1880 [Smooth Pads]

Overall Length: 7" (17,8 cm)

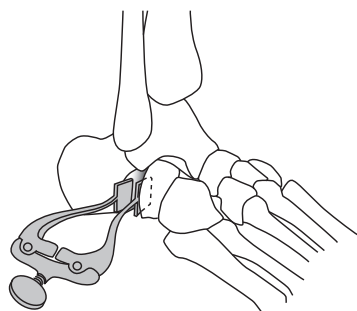
Pad Dimensions: 15 mm x 12 mm

1881 [Grooved Pads]

Overall Length: 7" (17,8 cm)

Pad Dimensions: 15 mm x 12 mm

Designed by Michael Forness, DO



Calcaneal Lateral Column Spreader

Used for lateral column lengthening of the calcaneus

PRODUCT NO:

1725

Pads: 14 mm x 12 mm

Arms Open to: 4,5 cm

Overall Length: 4.25" (10,8 cm)

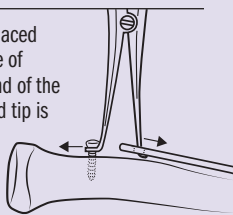
Designed by K. Wapner, MD

MADE EXCLUSIVELY FOR INNOMED IN GERMANY

Wixted Fracture Distractor

Designed to provide opposing leverage to help bring the fibula (or other bone) back out to its proper length after it has been shortened by a fracture

A 3.5 mm screw is temporarily placed above a plate, providing a source of leverage for the screw holding end of the distractor. The curved peg-shaped tip is then placed into a hole in the bone plate, and the distractor is activated to bring the bone back to its proper length before fixation.

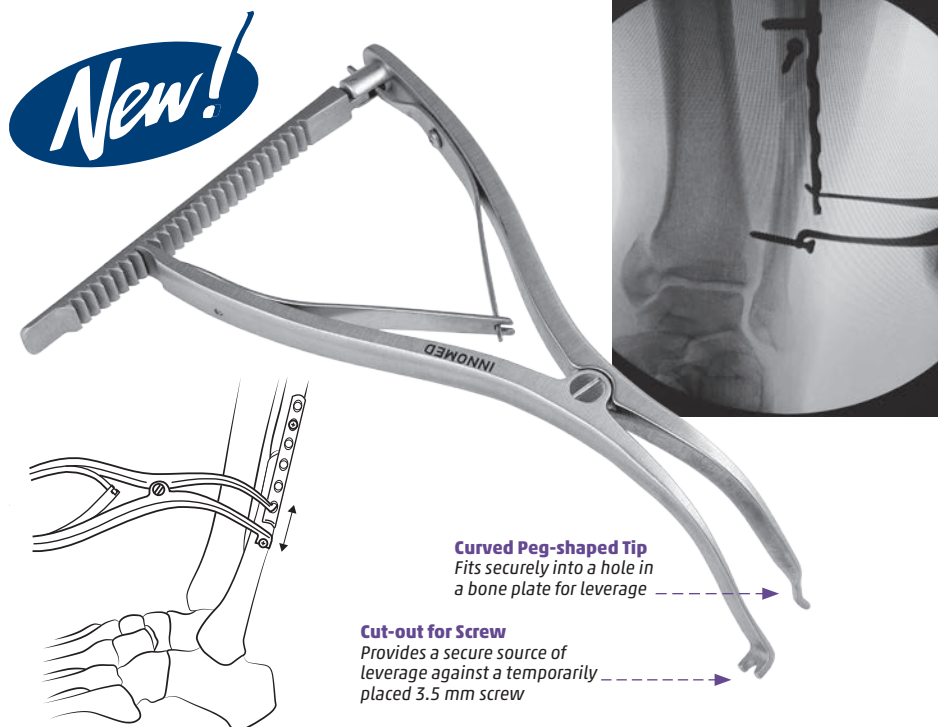


Designed by John J. Wixted, MD

PRODUCT NO:

1882

Overall Length: 7" (17,8 cm)



Curved Peg-shaped Tip
Fits securely into a hole in a bone plate for leverage

Cut-out for Screw
Provides a secure source of leverage against a temporarily placed 3.5 mm screw

Desai Clearview Open Blade Self-Retaining Retractor

Open blade design allows clear visualization of soft tissue and neurovascular structures being retracted

Tapered blades allows 90° deep soft tissue retraction and easy insertion into the wound. The open blades also allow surgeon to work in open blade area, such as for gastroc recession surgery.

PRODUCT NO:

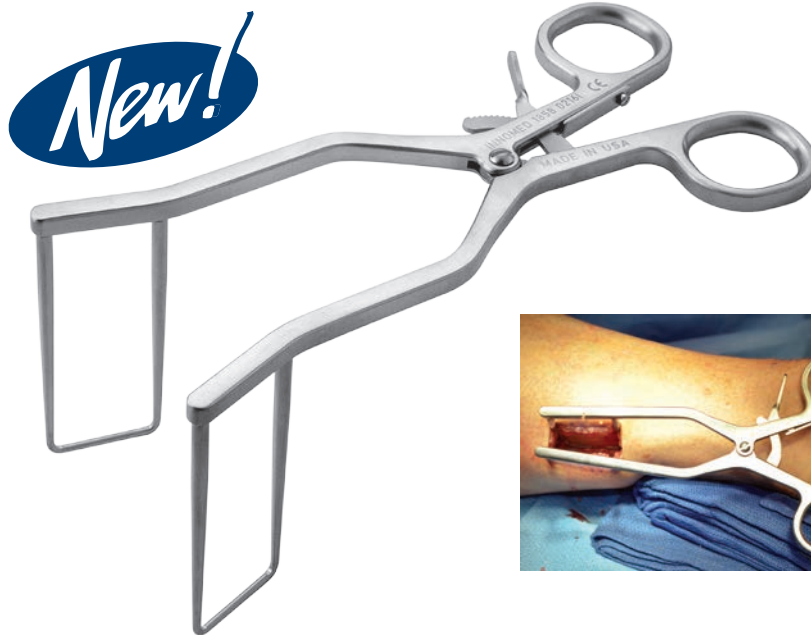
1858

Overall Length: 7.25" (18,4 cm)

Blade Depth: 3" (7,6 cm)

Blade Width: 1.25" (3,2 cm)

Designed by Sarang Desai, DO



Macko Square Tipped Rongeur

Unique square tipped rongeur designed for Total Ankle Arthroplasty

Aggressive, low profile jaws aid in the removal of tibial bone in spite of limited space. The square ended tip helps produce a flat, finished surface following anterior talar facet reaming.

Features such as the ergonomic grip, double action mechanism, long reach, and low profile make this rongeur also useful in spine, hip, and knee surgery. When used for morcelizing bone graft, the shallow, wide jaw helps avoid impaction.

PRODUCT NO'S:

1778-01

Jaw Bite: 5 x 18 mm

Overall Length: 10" (25,4 cm)

1778-02


Jaw Bite: 7 x 18 mm

Overall Length: 10" (25,4 cm)

1778-03

Jaw Bite: 10 x 18 mm

Overall Length: 10" (25,4 cm)



Designed by Victor W. Macko, MD



Three Jaw Sizes Available



Blade Handle

Probe (With Depth Scale)
& Release Sleeve

#314 Blade (8 mm Wide)

(Disposable blade not included)

O'Brien Probe Release Sleeve

Designed for minimally invasive plantar fasciotomy surgery, and may also be used for minimally invasive neuroma decompression and minimally invasive gastroc recession

Uses a standard #314 blade (not included).

PRODUCT NO'S:

1388-00 [Complete Assembly]

Individual/Replacement Parts:

1388-01 [Blade Handle]

Overall Length: 4.125" (10,5 cm)

1388-02 [Probe & Release Sleeve] (2 Pcs)

Overall Length: 5.5" (14 cm)

Designed by Todd O'Brien, DPM



Curved Chisel Osteotome

Designed to help remodel bone during small joint surgery—can also be used to remove cartilage

The design has a hexagonal handle to facilitate handling. The end of the handle is designed for easy hammer-strike ability.

PRODUCT NO:

5340

Overall Length: 7.375" (18,7 cm)

Blade Width: 10 mm

Designed by Richard Wittcock, DPM
and Rob Baglio, DPM



Hemisphere Curettes

Designed for small joint surgery

PRODUCT NO'S:

5345

Overall Length: 5.75" (14,6 cm)
Curette Diameter: 5 mm

5347

Overall Length: 5.75" (14,6 cm)
Curette Diameter: 7 mm

5349

Overall Length: 5.75" (14,6 cm)
Curette Diameter: 9 mm

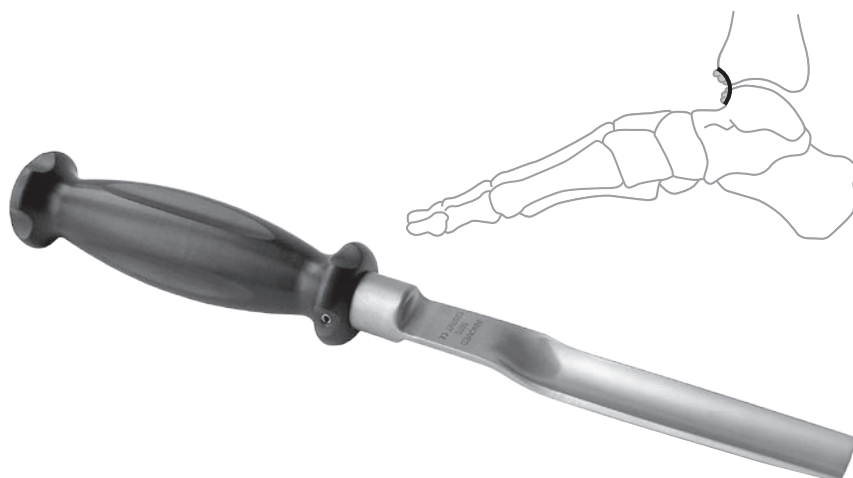


5 mm

7 mm

9 mm

Designed by Richard Wittcock, DPM and Rob Baglio, DPM



Anderson Talar Neck Osteotomes

Designed to help improve range of motion and reduce pain caused by anterior boney impingement of the ankle by removing osteophyte from the anterior talar neck and the anterior distal tibia

PRODUCT NO'S:

5075

Gouge Width: 17 mm
Overall Length: 9.875" (25,1 cm)
Handle Length: 4.5" (11,4 cm)

5075-50

Gouge Width: 12.7 mm
Overall Length: 9.875" (25,1 cm)
Handle Length: 4.5" (11,4 cm)

5075-75

Gouge Width: 9.5 mm
Overall Length: 9.875" (25,1 cm)
Handle Length: 4.5" (11,4 cm)

Designed by John Anderson, MD



Small Bone Compressor/Distractor

Designed to distract small joints in a linear direction in foot, hand, and spine surgery

Multiple hinge design allows better joint visualization and access. Distal hinge can be loosened once the distraction nut is tightened, allowing the surgeon to move the handle out of the surgical field.

PRODUCT NO'S:

Fixed Arms

Overall Length (Flat): 7.5" (19.1 cm)
Arm Length: 2.25" (5.7 cm)

1825 Up to 1/16" (1.6 mm) Pin Diameter

1826 Up to 1/8" (3.2 mm) Pin Diameter

Rotating Arms

Overall Length (Flat): 7.5" (19.1 cm)
Arm Length: 2.25" (5.7 cm)

1825-01 Up to 1/16" (1.6 mm) Pin Diameter

1826-01 Up to 1/8" (3.2 mm) Pin Diameter

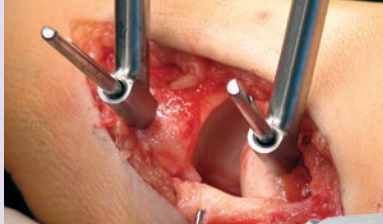
Included with All Models:

1025 [Sterilization Case]

1825-BD [Ball Driver Screwdriver]

MADE EXCLUSIVELY
FOR INNOMED IN
GERMANY

Designed by Richard Wittcock, DPM and Robert Baglio, DPM



Shouldered Bone Pins

For use with the Small Bone Compressor/Distractors, pins feature a trocar point

PRODUCT NO'S:

Packages of 10:

1270 [1/8"]
Diameter: 3.2 mm (.125")
Overall Length: 70 mm
Shoulder-to-tip: 45 mm

1271 [1/16"]
Diameter: 1.6 mm (.062")
Overall Length: 70 mm
Shoulder-to-tip: 45 mm

1297 [Threaded]
Diameter: 3.2 mm (.125")
Overall Length: 55 mm



Shouldered Pin Retractors

Useful in fracture and reconstructive cases

PRODUCT NO'S:

Sold In Pairs


4694-01 [Long]
Overall Length: 67 mm
End-to-shoulder: 22 mm
Pad: 13 mm x 15 mm

Designed by M. Jake Hamer, MD



4694-02 [Medium]
Overall Length: 67 mm
End-to-shoulder: 31 mm
Pad: 13 mm x 15 mm

4694-03 [Short]
Overall Length: 67 mm
End-to-shoulder: 40 mm
Pad: 13 mm x 15 mm



Can be used for opening wedge osteotomies, obtaining length or distraction to correct a foreshortened malunion, or in trauma cases (calcaneus fractures, tibial plateau fractures, pilon fractures). With three different length shouldered pins, the retractor can be set at different depths to provide the necessary retraction and/or distraction.
Can be used with the 1826 and 1826-01 Compressor/Distractors, and any other compressor and/or distractor that can accept 1/8" (3.2 mm) pins.

Joint, Calcaneal and Small Bone Compressors


Designed for compression in fracture and osteotomy procedures

Two hole sizes for ease of pin size selection:
.062" (1.6 mm) & .094" (2.4 mm)

PRODUCT NO'S:

4210-SC [Small]
Overall Length: 6" (15.2 cm)

4210-XSC [Extra Small]
Overall Length: 4.25" (10.8 cm)



SMALL


EXTRA SMALL

Joint, Calcaneal and Small Bone Distractors

Two hole sizes and two arm designs allow for easier pin size selection and helps with distraction in a variety of indications



New!



PRODUCT NO'S:	
OUTSPREAD ARMS	
4210-LB [Large]	Holes Diameters: For .062" & .094" (1,6 & 2,4 mm) K-wire Pins Overall Length: 8" (20,3 cm)
4210-SB [Small]	Holes Diameters: For .062" & .094" (1,6 & 2,4 mm) K-wire Pins Overall Length: 6" (15,2 cm)
CLOSED ARMS	
4210-LS [Large]	Holes Diameters: For .062" & .094" (1,6 & 2,4 mm) K-wire Pins Overall Length: 8" (20,3 cm)
4210-SS [Small]	Holes Diameters: For .062" & .094" (1,6 & 2,4 mm) K-wire Pins Overall Length: 6" (15,2 cm)
4210-XSD [Extra Small]	Holes Diameters: For .062" & .094" (1,6 & 2,4 mm) K-wire Pins Overall Length: 4.25" (10,8 cm)



Large Pin Distractor and Compressor

Larger 1/8" (3,2 mm) pin hole size for extra sturdy distraction or compression

PRODUCT NO'S:	
4233 [Large Pin Distractor]	Hole Diameters: For .125" (3,2 mm) K-wire Pins Overall Length: 8" (20,3 cm)
4234 [Large Pin Compressor]	Hole Diameters: For .125" (3,2 mm) K-wire Pins Overall Length: 8" (20,3 cm)



Joint, Calcaneal and Small Bone Distractors with Thumbscrews

Thumbscrews help prevent the unit from sliding on the pins

PRODUCT NO'S:	
OUTSPREAD ARMS	
4215-LB [Large]	Holes Diameters: For .062" & .094" (1,6 & 2,4 mm) K-wire Pins Overall Length: 8" (20,3 cm)
4215-SB [Small]	Holes Diameters: For .062" & .094" (1,6 & 2,4 mm) K-wire Pins Overall Length: 6" (15,2 cm)
CLOSED ARMS	
4215-LS [Large]	Holes Diameters: For .062" & .094" (1,6 & 2,4 mm) K-wire Pins Overall Length: 8" (20,3 cm)
4215-SS [Small]	Holes Diameters: For .062" & .094" (1,6 & 2,4 mm) K-wire Pins Overall Length: 6" (15,2 cm)



Thumbscrew Modification Designed by Kelly McCormick, MD

Joint, Calcaneal and Small Bone Compressor/Distractors with Speed Lock

Speed lock helps allow precise control and prevents unintended release

PRODUCT NO'S:

CLOSED ARMS WITH SPEED LOCK

4216-LS [Large]

Holes Diameters: For .062" & .094"
(1,6 & 2,4 mm) K-wire Pins
Overall Length: 8" (20,3 cm)

4216-SS [Small]

Holes Diameters: For .062" & .094"
(1,6 & 2,4 mm) K-wire Pins
Overall Length: 6" (15,2 cm)

4216-XS [Extra Small]

Holes Diameters: For .062" & .094"
(1,6 & 2,4 mm) K-wire Pins
Overall Length: 4.5" (11,4 cm)

OUTSPREAD ARMS WITH SPEED LOCK & THUMBSCREWS

4217-LB [Large]

Holes Diameters: For .062" & .094"
(1,6 & 2,4 mm) K-wire Pins
Overall Length: 8" (20,3 cm)

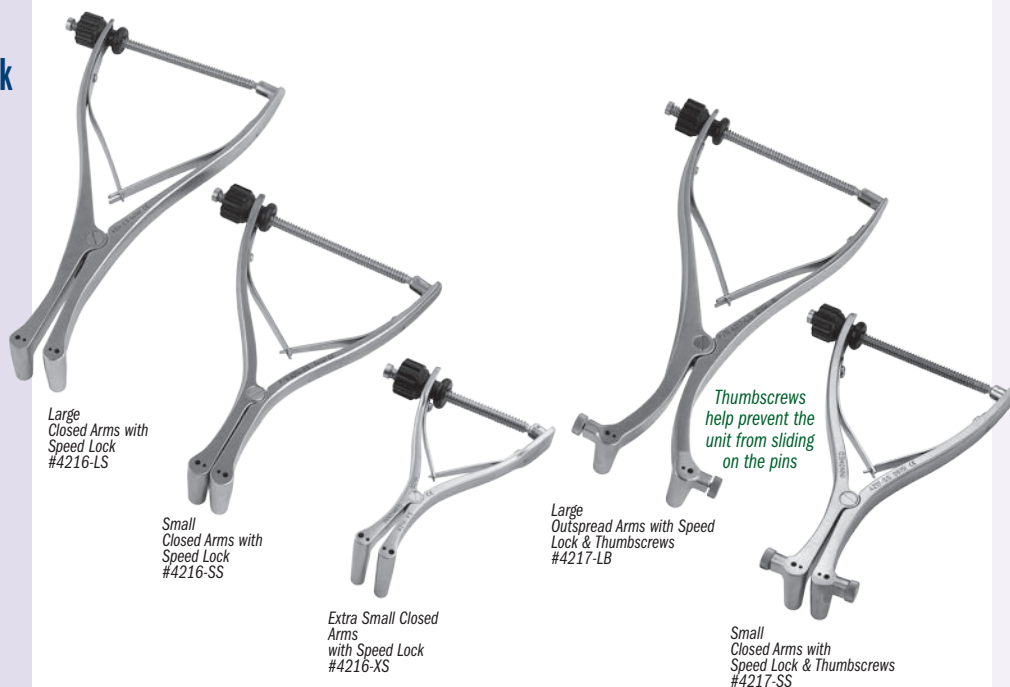
CLOSED ARMS WITH SPEED LOCK & THUMBSCREWS

4217-SS [Small]

Holes Diameters: For .062" & .094"
(1,6 & 2,4 mm) K-wire Pins
Overall Length: 6" (15,2 cm)



Two hole sizes allow for ease of pin size selection: .062" (1,6 mm) & .094" (2,4 mm)



Joint, Calcaneal, Small Bone Compressor/Distractor

Selection lever switches the mechanism from compression to distraction

Simply squeeze the handle one time after direction selection to engage the mechanism. Two hole sizes for pin size selection.




PRODUCT NO:

4865-LS [Standard]

Overall Length: 8.5" (21,6 cm)
Holes For: .062" & .094" (1,6 & 2,4 mm) K-wire Pins

4865-LS-TS [With Thumbscrews]

Overall Length: 8.5" (21,6 cm)
Holes For: .062" & .094" (1,6 & 2,4 mm) K-wire Pins



OPTIONAL:
Thumbscrews help prevent the unit from sliding on the pins.

Gurbani Joint Distractor/Compressor

Versatile joint distractor/compressor provides 360° freedom for arthroscopic or open procedures of foot, ankle, hand, and wrist joints

The surgeon puts the pins in the bone, then slides the holes of the device over the pins and distracts or compresses—the device can be locked in either direction. Especially useful for arthroscopy of subtalar, talo-navicular, calcaneocuboid, and wrist joints. The T-wrench helps provide precise, controlled manipulation.

Pin Hole Sizes: .125" (3,2 mm) and .158" (4 mm)

PRODUCT NO'S:

4208-00 [Set with Case]

Includes: Distractor/Compressor, T-Wrench, and Case

Available individually:

4208-01 [Distractor/Compressor Only]

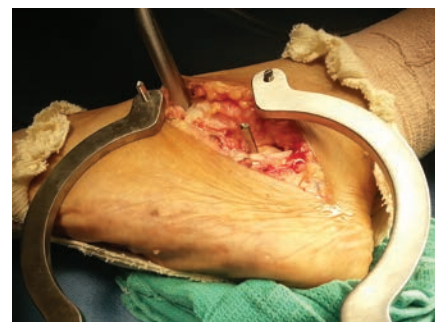
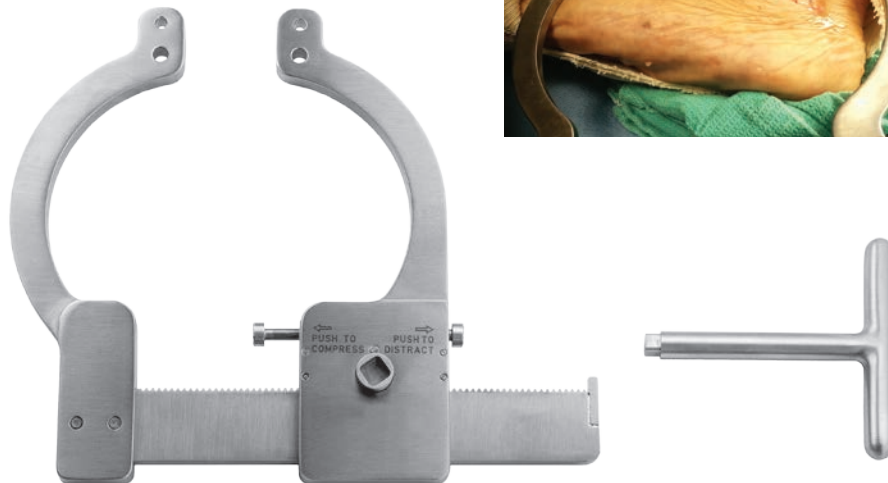
Dimensions: 6" w x 5" h (16,2 cm x 12,7 cm)
Distracts to: 2.75" (7 cm) / Compresses from: .5" (13 mm)


4208-TW [T-Wrench]

Overall Length: 10" (25,4 cm)

1025 [Sterilization Case]

Designed by Naren G. Gurbani, MD





Radiolucent arms

HFD Compressor/Distractors - Small


Dial mechanism helps allow precise control of inserted wires in small bone surgery—for maintaining a position, compressing or distracting

- ▶ Two hole sizes allow for ease of pin size selection: .045" (1,1 mm) & .062" (1,6 mm)
- ▶ A .125" (3,2 mm) pin can be used in the holes of the thumbwheel for leverage.
- ▶ Radiolucent arms are a PEEK/Carbon Fiber composite.
- ▶ Both models are steam sterilizable.

PRODUCT NO'S:

1834 [All Stainless Steel]
Dimensions: 50 mm x 55 mm

1834-R [With Radiolucent Arms]
Dimensions: 50 mm x 55 mm



Radiolucent arms

HFD Compressor/Distractor - Large

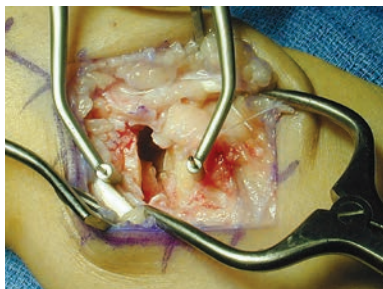
Dial mechanism helps allow precise control of inserted wires—for maintaining a position, compressing or distracting

- ▶ Two hole sizes allow for ease of pin size selection: .062" (1,6 mm) & .125" (3,2 mm)
- ▶ A .125" (3,2 mm) pin can be used in the holes of the thumbwheel for leverage.
- ▶ Radiolucent arms are a PEEK/Carbon Fiber composite.
- ▶ Both models are steam sterilizable.

PRODUCT NO'S:

1836 [All Stainless Steel]
Overall Length: 4" (10,2 cm)
Maximum Arm Opening: 2.25" (5,7 cm)

1836-R [With Radiolucent Arms]
Overall Length: 4" (10,2 cm)
Maximum Arm Opening: 2.25" (5,7 cm)



Wurapa Small Joint Compressor and Distractor

Designed to allow one-handed manipulation and deployment once fixation pins are placed

Pins should be cut short above the pin guides to allow full access to the operative site.

Designed to simplify several small joint procedures:

- ▶ Preparation of small bone non-unions before bone grafting and fixation
- ▶ Preparation of small joints for arthrodesis (e.g. partial wrist fusion)
- ▶ Distract and better evaluate small joints before determining final management
- ▶ Useful for intercarpal stabilization while performing ligament reconstructions (e.g. scapholunate ligament repair/reconstruction)

PRODUCT NO'S:

Double .045" (1,1 mm) & .062" (1,6 mm) Holes

1751 [Compressor]
Compresses From: 28 mm
Overall Length: 4.625" (11,7 cm)

1752* [Distractor]
Distracts to: 46 mm
Overall Length: 4.625" (11,7 cm)

Single .045" (1,1 mm) Hole

1753 [Compressor]
Compresses From: 28 mm
Overall Length: 4.5" (11,4 cm)

1754 [Distractor]
Distracts to: 46 mm
Overall Length: 4.5" (11,4 cm)

Designed by Raymond K. Wurapa, MD

Now available with two hole sizes on each instrument!



MADE EXCLUSIVELY FOR INNOVEMED IN GERMANY



Durham Bone Reduction Clamp

Allows application of a bone plate without removing the reduction clamp on medium size bones such as the fibula, ulna, and radius

The large window directly above the jaws provides space to allow a bone plate to be slid into position without removing the clamp.

PRODUCT NO:
3652
Overall Length: 7.375" (18,7 cm)


Designed by Alfred A. Durham, MD

New!


Large Window

Provides space to allow a bone plate to be slid into position without removing the clamp

Dodson Modular Retractor

Designed to help expose a small to medium size bone for internal fixation—can be used for distal radius, ulna, humerus, and fibula fractures

Allows the limb to be rotated (pronated or supinated) without loss of exposure. The hohmann retractors have three hole sizes which allow for a variety of positioning angle options using the teeth of the self-retaining handle, or can also be positioned in-between the teeth. The hohmann is placed around the bone, and thus reduces the force on the soft tissues while increasing exposure. Can be used in the forearm to treat radius and ulna shaft fractures, humerus fractures, as well as in the leg for fibula fractures.

Set consists of one ratcheting self-retaining handle, two mini-hohmann retractor blades, and a sterilization case.

PRODUCT NO'S:
1838-00 [Set]
Optional & Replacement Parts:
1838-01 [Handle Only]
Overall Length: 5.5" (14 cm)
1838-02 [Blade Only – One]
Overall Length: 5.25" (13,3 cm)
Blade Width: 3/8" (9 mm)
1838-02R* [Radiolucent Blade Only – One]
Overall Length: 5.25" (13,3 cm)
Blade Width: 3/8" (9 mm)
1025 [Sterilization Case Only]

Designed by Mark A. Dodson, MD

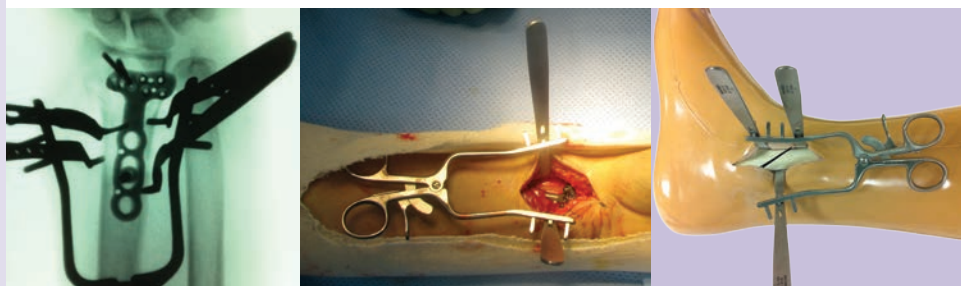
US Patent No. 9,161,745 B2

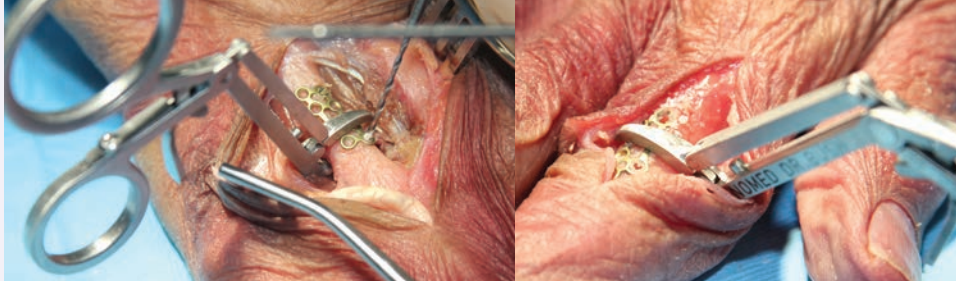
MADE EXCLUSIVELY
FOR INNOVATION IN
GERMANY

* MADE EXCLUSIVELY
FOR INNOVATION IN
SWITZERLAND


Radiolucent carbon fiber PEEK composite blade

The radiolucent blade is made of a strong, lightweight carbon fiber PEEK composite material, which is completely radiolucent, helps to prevent from marring component surfaces, and can be steam sterilized.





Bush Small Bone Reduction Forceps

Designed to help hold a small bone or bone plate in position for reduction and fixation



Opens to approximately .5" (13 mm).

Designed by Andrew P. Bush, MD

PRODUCT NO'S:

1888 [Double]
Overall Length: 4.5" (11,4 cm)
Jaw Width: .7" (17,7 mm)

1889 [Single]
Overall Length: 4.5" (11,4 cm)
Jaw Width: .15" (3,7 mm)



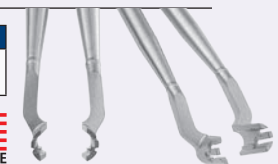
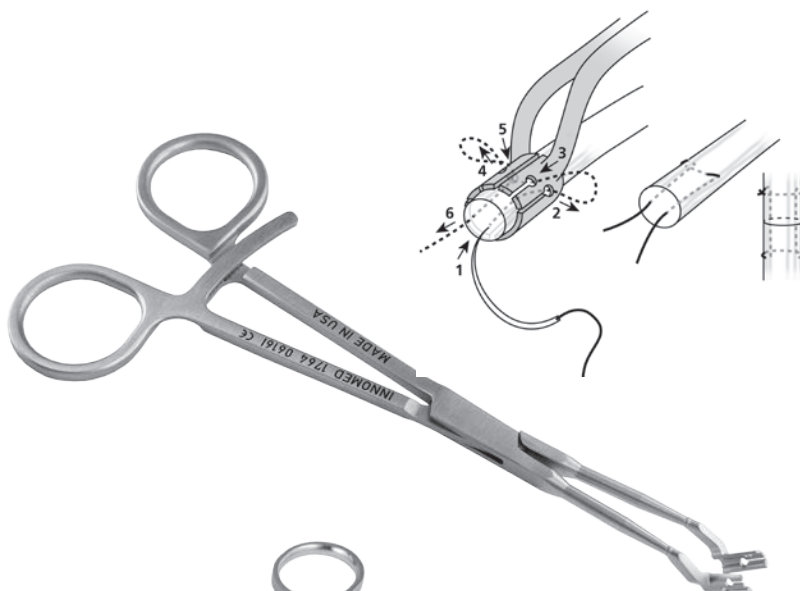
Keyser Tendon Repair Clamp

Designed to hold and place grasping suture in the end of a lacerated flexor tendon without distortion of the tendon

PRODUCT NO:

1764
Overall Length: 6.25" (15,9 cm)

Designed by Brent Keyser, MD



Redler Wrist Bone Clamp with Wire Guide

Designed to hold bony fragments in place for placement of guide wires

Can be used for:

- ▶ Placement of pins across distal radius fractures or across carpal bones
- ▶ Arthroscopically assisted fixation in the wrist
- ▶ Fracture fragments about the elbow

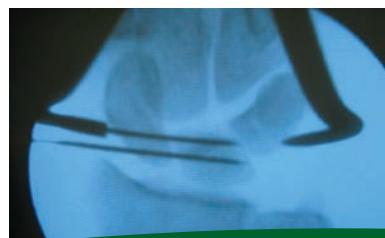
PRODUCT NO'S:

1885-45
For Pins up to .045" (1,1 mm)
Overall Length: 9.5" (24,1 cm)
Jaw opens to: 3.5" (8,9 cm)

1885-62
For Pins up to .062" (1,6 mm)
Overall Length: 9.5" (24,1 cm)
Jaw opens to: 3.5" (8,9 cm)

Two sizes available:
For use with .045" (1.1 mm)
or .062" (1.6 mm) K-wires.

Designed by M.R. Redler, MD



Coated Allis Bone Clamp

A traditional Allis Bone Clamp designed with a longer ratchet—for a wider opening to allow a bone and plate to be clamped and locked onto—and one coated end to prevent from marring a component surface

PRODUCT NO:

1381

Overall Length: 6.125" (15,9 cm)
Ratcheted Clamp Opens to: 35 mm
Non-coated-end Width: 4 mm



Modification of design by Charles T. Resnick MD



Resnick Allis Bone Clamp

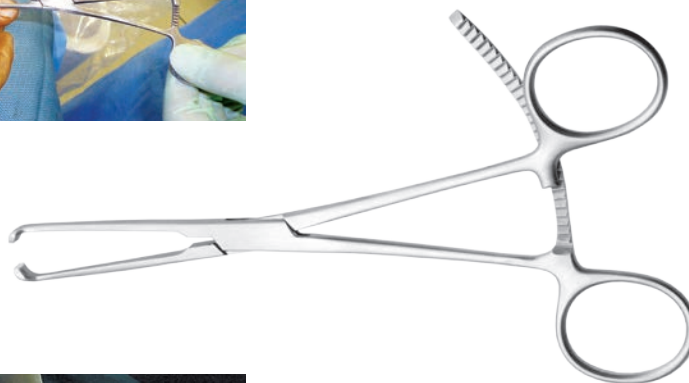
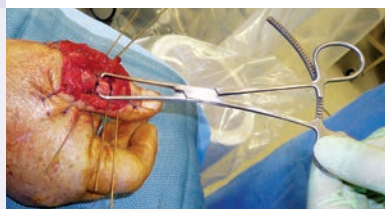
A traditional Allis Bone Clamp designed with a longer ratchet which allows for a wider opening to allow a bone to be clamped and locked onto

PRODUCT NO:

1385

Overall Length: 6" (15,2 cm)
Ratcheted Clamp Opens to: 37 mm
Clamp End Width: 4.7 mm

Designed by Charles T. Resnick MD



Redler Percutaneous Pin Clamp

Holds a small bone in apposition during percutaneous pinning of a fracture

Designed with a proximal pin tube with teeth; the tube guides the pin and the teeth help keep the tube in place on the bone. The distal tip is used to control the bone fragment. Includes a long ratchet for locking on various sized bones, from 1 mm to 14 mm. Also useful during insertion of cannulated screw guide wires.

PRODUCT NO'S:

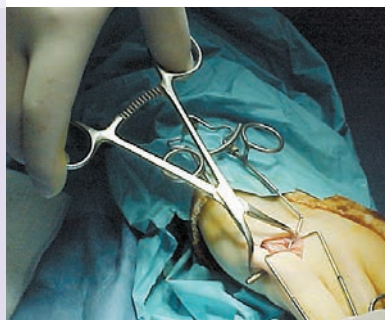
Overall Length: 5" (12,7 cm)

1810-35 Tube Diameter: .035" (0,9 mm)

1810-45 Tube Diameter: .045" (1,1 mm)

1810-62 Tube Diameter: .062" (1,6 mm)

Designed by M.R. Redler, MD



Chang Pin Clamp

Designed to allow accurate insertion of pins for internal fixation

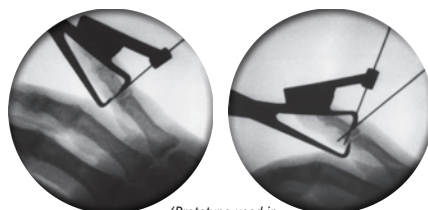
Used for small bones, the clamp allows accurate insertion of pins for internal fixation. The cannula has a 1.8 mm internal diameter.

PRODUCT NO:

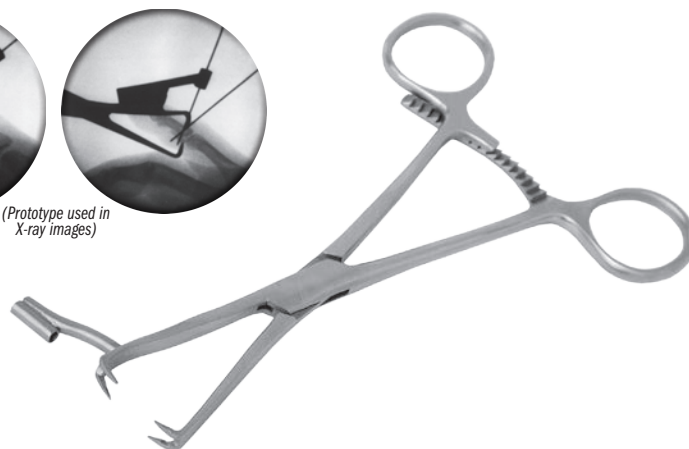
1760-01

Cannula Internal Diameter: 1.8 mm
Overall Length: 6" (15,2 cm)
Locking Ratchet Opens To: 25 mm

Designed by Win Chang, MD



(Prototype used in X-ray images)



New!
3X4 PRONG STYLE AVAILABLE



Chung Weitlaner Retractor

Longer prongs allow use in a small, but deep wound



SMALL BONE

Prong lengths of 25 mm and 30 mm available with either sharp or blunt tips

Designed by Raymond Chung, MD

PRODUCT NO'S:	
Blunt Tips	Sharp Tips
5065 [2x3 Prongs] Blade Depth: 25 mm Overall Length: 4.5" (11,4 cm)	5066 [2x3 Prongs] Blade Depth: 25 mm Overall Length: 4.5" (11,4 cm)
5065-01 [3x4 Prongs] Blade Depth: 25 mm Overall Length: 4.5" (11,4 cm)	5066-01 [3x4 Prongs] Blade Depth: 25 mm Overall Length: 4.5" (11,4 cm)
5067 [2x3 Prongs] Blade Depth: 30 mm Overall Length: 4.5" (11,4 cm)	5068 [2x3 Prongs] Blade Depth: 30 mm Overall Length: 4.5" (11,4 cm)
5067-01 [3x4 Prongs] Blade Depth: 30 mm Overall Length: 4.5" (11,4 cm)	5068-01 [3x4 Prongs] Blade Depth: 30 mm Overall Length: 4.5" (11,4 cm)



Williams Distal Radius Fracture Retractor

Designed to provide excellent exposure during fracture reduction and plating

Long straight arms allow parallel retraction of the incision, while the deep blades with a pronounced distal "curl" help maintain soft tissue retraction.

The solid, concave ulnar blade helps prevent soft tissue from being captured by the drill bit when drilling the ulnar holes, and helps to protect the median nerve and flexor tendons.

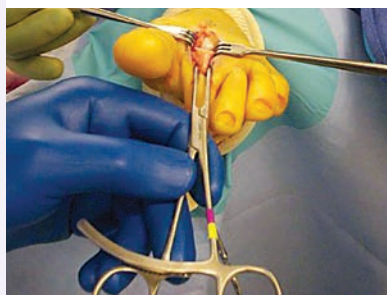
The radial side blade is a deep blunt tip Wietlaner-style.

Two .045" (1,1 mm) guidewire holes are attached to the arms just proximal to both blades. The holes are angled in slightly varying directions to allow choice of placement of stabilizing pins into the distal radius to prevent rotation or migration of the retractor.



PRODUCT NO'S:	
1837-L [Left] For Pins up to .045" (1,1 mm) Overall Length: 4.5" (11,4 cm) Blade Depth: 20 mm Blade Width: 12.5 mm	1837-R [Right] For Pins up to .045" (1,1 mm) Overall Length: 4.5" (11,4 cm) Blade Depth: 20 mm Blade Width: 12.5 mm

Designed by Craig S. Williams, MD and Eric Dahlinger



Slavitt Phalangeal Forceps

Designed to enable the surgeon to provide joint distraction and stability during joint placement at the base of the proximal phalanx of the lesser digits

Helps to distract the joint and hold the bone, allowing easier access to the base. Can also be used for digital fusions to hold bones better for drilling and cutting applications.



PRODUCT NO:	Designed by Jerome Slavitt, DPM
1163 Overall Length: 6" (15,2 cm) Clamp Internal Opening Diameter: 4 mm	MADE EXCLUSIVELY FOR INNOVEM IN GERMANY

Wilson Trigger Finger Retractor

PRODUCT NO:
1884 Overall Length: 4.25" (10,8 cm) Blades: 6.5 mm Wide x 10 mm Deep

Designed by Ralph V. Wilson, MD



SMALL BONE

Holiday Self-Retaining Carpal Tunnel Retractor


PRODUCT NO:

1113

Overall Length: 6" (15,2 cm)



Designed by Allan Holiday, MD



Evans Universal Carpal Tunnel Knife Guide

Designed to protect the median nerve while providing a choice of grooved tracks for a retrograde knife or for tenotomy scissors

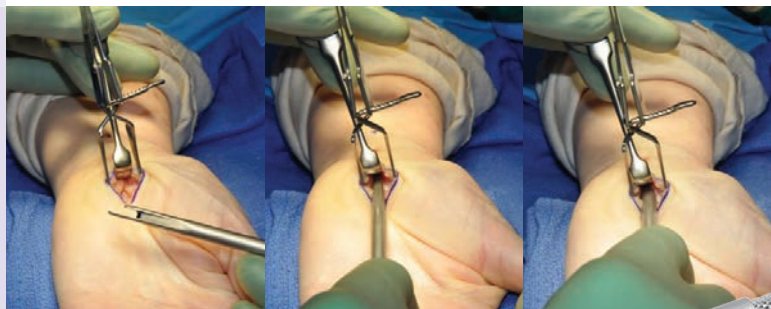
Allows for smooth advance of the blade or scissors to divide the transverse carpal ligament. Designed for a mini-open, non-endoscopic approach.

PRODUCT NO:

1128

Overall Length: 8" (20,3 cm)

Blade Guide Widths: 2 mm and 5 mm

Designed by
Peter J. Evans, MD, PhD

Hagan Carpal Tunnel Release Sleeve

Designed to protect the surrounding anatomy while providing a sleeve within which to smoothly advance a beaver-style blade to divide and release the transverse carpal ligament

Designed for use in a mini-open, non-endoscopic approach, the sleeve isolates the blade, providing protection to the surrounding anatomy. The longer, bottom leading edge of the sleeve is inserted between the median nerve and the transverse carpal ligament, while the shorter, top leading edge provides lifting protection to the structures above the ligament. The blade is then advanced within the sleeve to complete the ligament release.

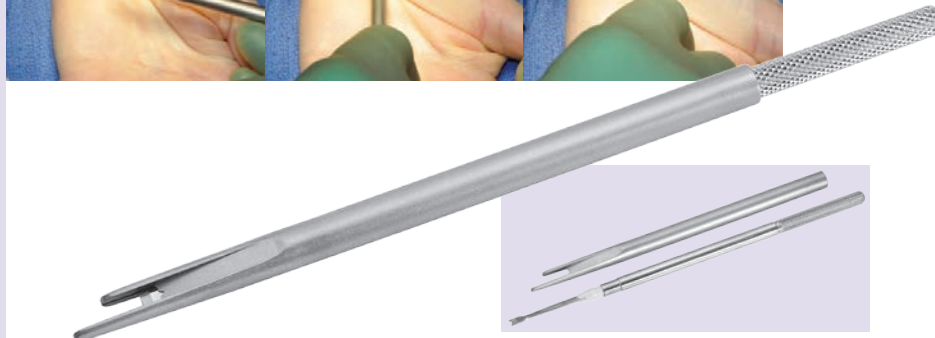
Designed to use a Beaver-style Mini-Meniscus (Flat) 4 mm Blade. Blade not included.

PRODUCT NO:

1150

Overall Length: 5" (12,7 cm)

Designed by Hugh Hagan, MD



Hendren Self-Retaining Retractors

Gentle on tissue and very effective in holding back subcutaneous fat

Also useful for retracting the deltoid muscle firmly.

PRODUCT NO'S:

1730

Overall Length: 3.5" (8,9 cm)

Blade Size: 10 mm x 12 mm

1735

Overall Length: 4.5" (11,4 cm)

Blade Size: 14 mm x 13 mm

1740

Overall Length: 4.5" (11,4 cm)

Blade Size: 16 mm x 13 mm

1745

Overall Length: 5.5" (14 cm)

Blade Size: 18 mm x 13 mm

1750

Overall Length: 6.5" (16,5 cm)

Blade Size: 22 mm x 14 mm

Designed by D.H. Hendren, MD





Kakar Carpal Tunnel Retractors

Designed for maximum ergonomic positioning and soft tissue retraction to permit release of the transverse carpal ligament through a mini open technique

PRODUCT NO'S:

1126 [Small]
Overall Length: 6" (15,2 cm)
Blade: 15 mm Wide x 11 mm Tall

1127 [Large]
Overall Length: 6" (15,2 cm)
Blade: 20 mm Wide x 15 mm Tall

Designed by Sanj Kakar, MD



Burgess Carpal Tunnel Retractor

Designed for exposure during carpal tunnel surgery

PRODUCT NO:

1887
Overall Length: 4.25" (10,8 cm)
Blade Length: 12 mm
Blade Depth: 8 mm

Designed by Kraig Burgess, DO



Lubahn Carpal Corkscrew

Designed to fit a trapezium during basal joint arthroplasty when the bone is being removed as a unit

Can also be used to facilitate a proximal row carpectomy as it fits the scaphoid, lunate, and triquetrum.

May additionally be used to remove the pisiform in cases of arthritis of the piso-triquetral joint

PRODUCT NO:

1191
Overall Length: 2.25" (5,7 cm)

Designed by John D. Lubahn, MD



Stanton Forward Retractors

PRODUCT NO'S:

Senn Retractors

4520 [Shallow w/Teeth]
Overall Length: 6.25" (15,9 cm)
Blade Offset: 1.625" (4,1 cm)
Blade Width: 9.5 mm
Blade Depth: 13 mm

Ragnell Retractors

4510-01 [Shallow]
Overall Length: 6.25" (15,9 cm)
Blade Offset: 1.625" (4,1 cm)
Blade Width: 3.1 mm
Blade Depth: 13 mm

4510-02 [Deep]
Overall Length: 6.25" (15,9 cm)
Blade Offset: 1.625" (4,1 cm)
Blade Width: 3.1 mm
Blade Depth: 19 mm

Rake Retractors

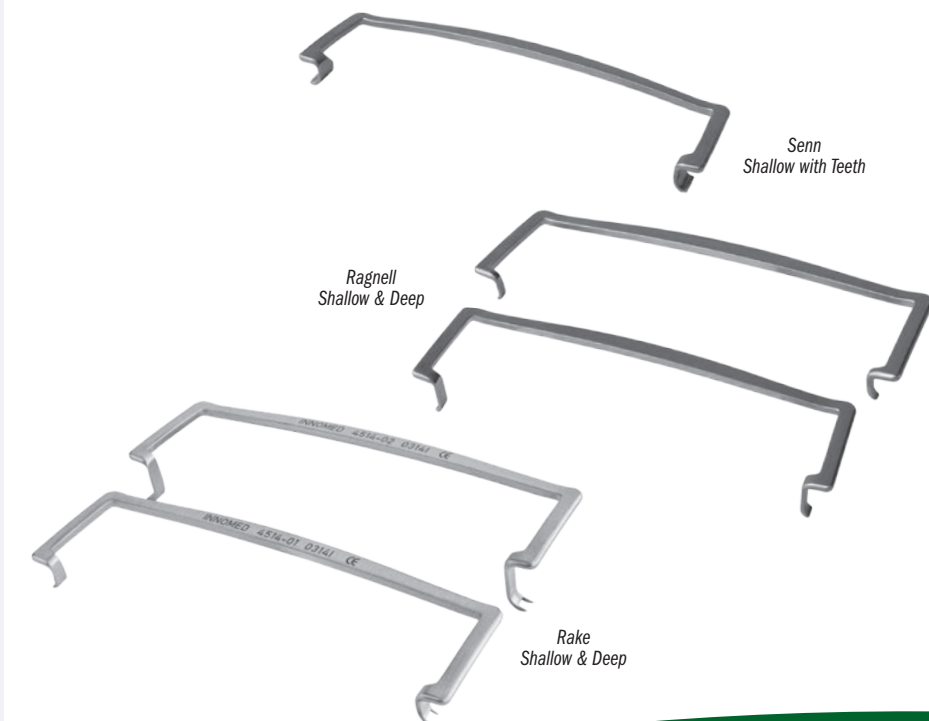
4514-01 [Shallow]
Overall Length: 6.25" (15,9 cm)
Blade Offset: 1.625" (4,1 cm)
Blade Width: 5.1 mm
Blade Depth: 10 mm

4514-02 [Deep]
Overall Length: 6.25" (15,9 cm)
Blade Offset: 1.625" (4,1 cm)
Blade Width: 5.1 mm
Blade Depth: 17 mm

Designed to work as a "tissue pusher", helping to enhance exposure by allowing the surgeon or an assistant to push forward the opposite side of the wound



Designed by John L. Stanton, MD, FACS



OrthoLucent™ Mini Hohmann Retractors

Radiolucent, lightweight retractors

Carbon fiber material is strong, lightweight, completely radiolucent, helps to prevent from marring component surfaces, and can be steam sterilized.

PRODUCT NO'S:

1591-R 6 mm Blade, Bent Overall Length: 7" (17,8 cm)
1592-R 8 mm Blade, Deep Bent Overall Length: 7" (17,8 cm)
1593-R 8 mm Blade, Bent Overall Length: 7" (17,8 cm)
1594-R 8 mm Blade Overall Length: 6.875" (17,5 cm)
1595-R 6 mm Blade Overall Length: 6.875" (17,5 cm)
1597-R 16 mm Blade Overall Length: 6.875" (17,5 cm)
1596-R 8" Extender Overall Length: 8" (20,3 cm)

Designed by Jeffrey Lawton, MD



Modified Mini Hohmann Retractors

Used for small bone surgery

PRODUCT NO'S:

1665 Overall Length: 5.875" (14,9 cm) Blade Width: 6 mm Blade Drop: 35 mm	1666 Overall Length: 5.875" (14,9 cm) Blade Width: 8 mm Blade Drop: 35 mm
1665-01 Overall Length: 5.5" (14 cm) Blade Width: 6 mm Blade Drop: 17 mm	1666-01 Overall Length: 5.5" (14 cm) Blade Width: 8 mm Blade Drop: 17 mm

Designed by Jeffrey Lawton, MD




Chung T-Handle Retractors

Designed with a T-handle for easier holding and to help reduce finger and thumb fatigue

PRODUCT NO'S:

1159 [Sharp Rake] Overall Length: 4.625" (11,7 cm) Blade Width: 9 mm Blade Depth: 7 mm
1161 [Blunt Rake] Overall Length: 4.625" (11,7 cm) Blade Width: 9 mm Blade Depth: 7 mm
1162 [Senn] Overall Length: 4.625" (11,7 cm) Blade Width: 6 mm Blade Depth: 16 mm

Designed by Raymond Chung, MD



J.B. Redler Retractor

Uniquely balanced retractor for bone exposure for a multitude of upper extremity procedures

Double-angle design allows for ideal exposure with minimal effort to hold the retractor, while the assistant's hands are well out of the way of the exposure. The aperture in the base of the handle allows the retractor to be attached via a Penrose drain to the table for hands-free approach.

PRODUCT NO:

1645 Overall Length: 5" (12,7 cm)

Designed by M.R. Redler, MD






Fracture Reduction Pick

Used to align bone fragments, and to pick away tissue and bone fragments

PRODUCT NO:
S0129
Overall Length: 6.25" (15,9 cm)

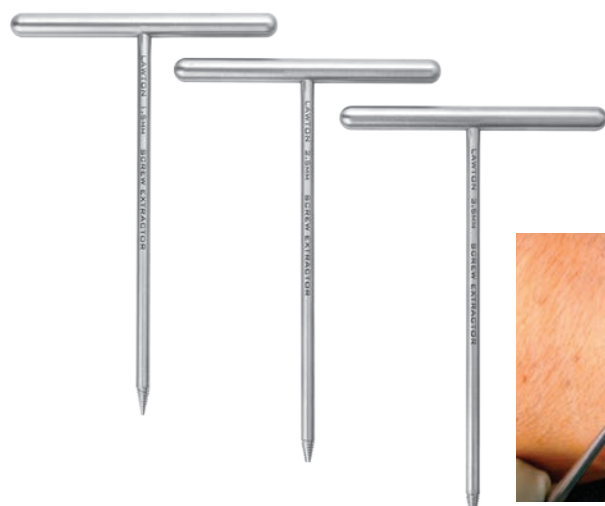



Micro Curettes

Four cup sizes, straight or 45° angled-end shaft

Ultra hard titanium nitride coating helps to extend curette life by increasing surface hardness, prolonging sharpness, and resisting chemicals and corrosion.

PRODUCT NO'S:
Straight Micro Curettes
Overall Length: 9.75" (24,8 cm)
Shaft Length: 4.5" (11,4 cm)
4242 Cup Size 2
4240 Cup Size 1
4244 Cup Size 4/0
4246 Cup Size 6/0
Angled Micro Curettes
Overall Length: 9.75" (24,8 cm)
Shaft Length: 4.5" (11,4 cm)
4242-01 Cup Size 2
4240-01 Cup Size 1
4244-01 Cup Size 4/0
4246-01 Cup Size 6/0




Lawton Screw Extractors

Designed to help extract mini and micro fragment screws; small cannulated screws; or headless screws


PRODUCT NO'S:
7653-00 [Set of Three with Case]
Individual Parts:
7653-01 [1.5 mm Screw Extractor]
Overall Length: 6" (15,2 cm)
Handle Width: 4" (10,2 cm)
7653-02 [2.5 mm Screw Extractor]
Overall Length: 6" (15,2 cm)
Handle Width: 4" (10,2 cm)
7653-03 [3.5 mm Screw Extractor]
Overall Length: 6" (15,2 cm)
Handle Width: 4" (10,2 cm)
1025 [Sterilization Case]

Designed by
Jeffrey Lawton, MD



Lawton Broken Screw Extractor

Designed to help remove broken or stripped screws (1 mm-2 mm)



PRODUCT NO:
7653-04
Overall Length: 4" (10,2 cm)
Handle Width: 3" (7,6 cm)

Designed by Jeffrey Lawton, MD



Cherf Cast Stand

Assists in applying short leg casts

Adjustable height permits optimal leg position for the seated patient and helps insure the application of a cast with the foot/ankle at 90 degrees to the leg. The foot is placed on the tongue of the stand. Stockinette is pulled over the foot and tongue. Cast padding and plaster/fiberglass is used in a routine fashion. The cast stand is slipped forward disengaging the foot after the cast has hardened.

PRODUCT NO:

2040

Base: 18.5" x 14.5" (47 cm x 36,9 cm)

Height: Adjusts from 14" to 23.75" (35,6 cm to 55,3 cm)

Foot Rest: 11" x 1.75" (27,9 cm x 4,4 cm)

Designed by John Cherf, MD



Shereff Ankle Distractor

Helps to increase the ease and effectiveness of operative arthroscopy of the ankle with non-invasive distraction




PRODUCT NO'S:

1805 [Distractor Only]

Ankle strap not included

1805-S [Strap Only]

Designed by Michael Shereff, MD



Strap for use with the Shereff Ankle Distractor



Sanders Extremity Positioning Tubes

Designed to support the knee and ankle during lower extremity surgery

The 6" tube lifts the knee off the operating table and allows for approximately 30° of knee flexion. Very useful for closure of total knee incisions, supporting fractures of the distal femur, and tibia plateau fractures. The 4" tube elevates the foot and ankle for ankle fracture surgery. The tubes are made of aluminum, allowing them to be autoclaved. They help eliminate the need for rolled sheet bolsters.

PRODUCT NO'S:

2740-01 [Small]

Diameter: 4" (10,2 cm)

Width: 8" (20,3 cm)

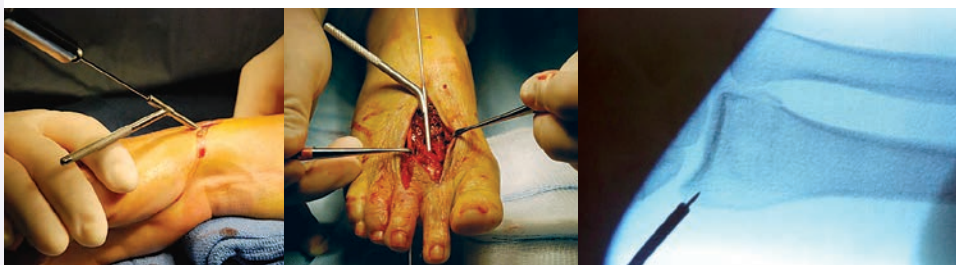
Designed by Richard A. Sanders, MD

2740-02 [Large]

Diameter: 6" (15,2 cm)

Width: 8" (20,3 cm)





Sanders Pin Inserters

Designed to aim and control the placement of flexible k-wires when they contact hard cortical bone, while helping to protect neurovascular structures from the spinning wire

Insertor ends are smooth and can be passed through skin and tissue with less danger to neurovascular structures. Can be inserted through appropriately placed small peripheral incisions and placed on the bone with direct vision from the primary incision. The K wire is then passed through the inserter, helping to protect adjacent soft tissue structures.

Ideal for wrist surgery such as distal radius fractures, intercarpal fusions, carpal dislocations, etc., where K-wires must be inserted from angles not accessible through the initial incision. Also useful for arthroscopic fixation of the scaphoid.



PRODUCT NO'S:

3015-081

Accepts k-wires up to: .081" (2 mm)
Tube Length: 1.875" (4,8 cm)
Overall Length: 4.25" (10,8 cm)
Handle Length: 3.15" (8 cm)


3015-054

Accepts k-wires up to: .054" (1,4 mm)
Tube Length: 1.875" (4,8 cm)
Overall Length: 4.25" (10,8 cm)
Handle Length: 3.15" (8 cm)

Designed by
Richard Sanders, MD



Prongs on the end of the inserter help to gain a purchase in the bone



Burgess Modified Pin Inserter

A modified version of the Sanders Pin Inserter


The two prongs on the end of the inserter help to gain a purchase in the bone to help prevent the unit from slipping.

PRODUCT NO:

3016

Accepts k-wires up to: .054" (1,4 mm)
Tube Length: 1.875" (47 mm)
Overall Length: 4.5" (11,4 cm)
Handle Length: 3.875" (9,8 cm)

Designed by
Richard Sanders, MD
Design modification by
Kraig Burgess, DO





Stanton Bent Pin Removal Pliers

PRODUCT NO:

1894


Overall Length: 6.5" (16,5 cm)
Jaw Length: 1.65" (4,2 cm)
Instrument Width: 1 cm

Designed by John Stanton, MD



Wire Bender

Designed to bend wire up to .062"/1.6 mm



PRODUCT NO:

2024

Overall Length: 5.5" (14 cm)



K-wire Bender/Cutter

Designed to bend a K-wire while extending from bone without applying mechanical strain

The K-wire only needs to extend 20 mm from the skin surface to be bent.

PRODUCT NO:

2111

Overall Length: 6.5" (16,5 cm)



Bending

With the jaw of the instrument opened wide, the K-wire is inserted from the side into one of the slots of the lower jaw. During bending, the K-wire is forced backwards by the nose of the upper jaw and guided by a small groove.



Cutting

The K-wire is inserted into the cutting groove and the bender/cutter cuts by shearing (like a cigar cutter), not crushing. The result is a clean and burr-free cut surface.



Can bend and cut K-wires measuring 1 to 1.6 mm (.039-.062") in diameter

1 and 1.2 mm

The right slot of the instrument's lower jaw can hold K-wires with a diameter of 1.2 mm or 1.6 mm. The smaller left slot can hold K-wires measuring 1 mm or 1.2 mm in diameter.

Bender/Cutter Cut

Standard Cut

Bernard Spinal Alignment Block

Designed to act as a right angle "set square", using stock sterile rods, to help assess intraoperative mechanical axis of the spine

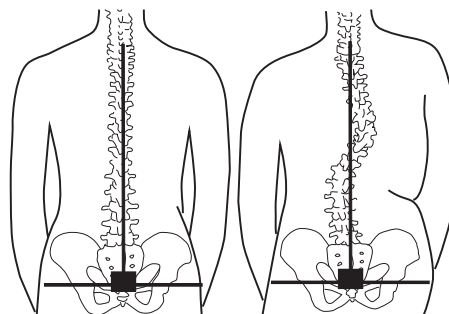
Holes of 5.5, 6.0, and 6.35 mm are drilled at right angles through the block on the 1 cm high faces. Two sterile stock rods can be inserted into the holes to create the "set square".

PRODUCT NO:

5006

Dimensions: 5 cm x 5 cm x 1 cm
Rod Holes: 5.5 mm, 6.0 mm & 6.35 mm

Designed by
Jason Bernard, MB, MD, FRCS



Mobasser Bayonet Forcep

Tip design can hold a larger amount of bone graft, and then be used as a tamp to push it down into the disc space


Bayonetted forcep has a long reach, which is particularly helpful in less invasive spine surgery.

PRODUCT NO:

5082

Overall Length: 10" (25,4 cm)
Forceps Ends: 5 x 10 mm

Designed by Jean Pierre Mobasser, MD



Foraminal Probes

Designed to locate and measure the adequacy of decompression in the foramen

For direct measurement of the foramen to evaluate the foraminal diameter in spinal stenosis surgery.



PRODUCT NO:

5001-SM [Small]

Ball Diameter: 1.2 mm
Overall Length: 7.75" (19,7 cm)

5001-M [Medium]

Ball Diameter: 3.0 mm
Overall Length: 7.75" (19,7 cm)

5001-L [Large]

Ball Diameter: 4.5 mm
Overall Length: 7.75" (19,7 cm)

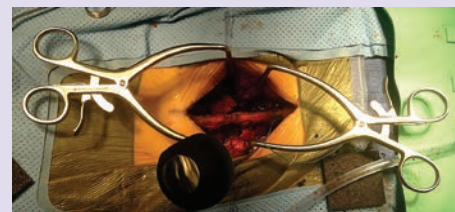
5001-XL [Extra Large]

Ball Diameter: 6.0 mm
Overall Length: 7.75" (19,7 cm)

Designed by L. Mercer McKinley, MD

U.S. Patent #717256282





Trauma/Spine Deep Tissue Retractor

Designed to help maximize exposure with 90° arms and deep tissue blades


The retractor arms are available in configurations of 7 or 4 teeth.

MADE EXCLUSIVELY
FOR INNOMED IN
GERMANY

PRODUCT NO'S:

1862 [4 Teeth]
Overall Length: 7.5" (19,1 cm)
Handle-to-Bend Length: 6" (15,2 cm)
Drop Depth: 3.25" (8,3 cm)
Prongs: 1.5" Long x .75" Wide (38 mm x 19 mm)

1863 [7 Teeth]
Overall Length: 7.5" (19,1 cm)
Handle-to-Bend Length: 6" (15,2 cm)
Drop Depth: 3.25" (8,3 cm)
Prongs: 1.5" Long x 1.375" Wide (38 mm x 35 mm)



Calibrated Ortho Spreader without Teeth

Calibrated ratchet (in mm) is used to accurately measure the size of opening – useful in procedures to help assess bone graft needs

PRODUCT NO'S:

Flat Outside Pads

1842 [Small Flat]
Overall Length: 6.5" (16,5 cm)
Blade Width: 7 mm
Blade Thickness: 1.68 mm

1843 [Medium Flat]
Overall Length: 9.25" (23,5 cm)
Blade Width: 10 mm
Blade Thickness: 1.68 mm

Serrated Outside Pads

1842-01 [Small Serr.]
Overall Length: 6.5" (16,5 cm)
Blade Width: 7 mm
Blade Thickness: 1.68 mm

1843-01 [Medium Serr.]
Overall Length: 9.25" (23,5 cm)
Blade Width: 10 mm
Blade Thickness: 1.68 mm

In knee surgery, helps separate the femur and tibia during knee replacement procedures.



Calibrated ratchet (in mm).

Available with flat or
serrated outside blades



360° Articulation



Scoville-type Retractor with Suction

Designed to retract with a Scoville-type blade and provide varied suction—tube can be angled and locked for ease of use

Retractor arm features 360° articulation.

PRODUCT NO:

5008
Overall Length: 9.375" (23,8 cm)
Arm Length: 4.25" (10,8 cm)

Designed by L. Mercer McKinley, MD
U.S. Patent #7226413B2



Jackson Flat Top Traction Device

A table-top traction device designed for fracture fixation in the acetabulum, pelvis, and femur

Can be used in a variety of applications, including open and percutaneous pelvic and acetabular fracture surgery, hip fracture fixation and femur fracture fixation including antegrade or retrograde nailing.

The light-weight portable device attaches directly to a standard radiolucent flat top table. Features adjustable height and a freely swiveling top. Recommended for use with the disposable sterile kit, which is sold separately.

PRODUCT NO'S:

0007 [Jackson Traction Device]


This product number includes (1) #0008 Disposable Sterile Kit

Sold Separately:

0008 [Disposable Sterile Kit]

Includes: (1) Impervious Stockinette and (1) 11 ft. Traction rope

0008-CASE [Case of Sterile Kits] Pkg of 10



**Shown with
Disposable
Sterile Kit**
(weight not included)



Lower Extremity Leg Positioner

Designed to lift the knee for lower extremity casting applications

Also well suited for use with ankle fractures. Supplied with one autoclavable silicone pad. Positioner is radiolucent and gas or steam sterilizable.

PRODUCT NO'S:

2745

*Dimensions: 5.5" H x 9.5" L x 9.25" W
(14 cm H x 24,1 cm L x 23,5 cm W)*

Replacement Parts:

2760-P [Silicone Pad]

Designed by
Ronald Romanelli, MD



Distal Humerus Fracture Board

Designed for the pinning of pediatric supra-condylar and adult distal humerus fractures

Allows the surgeon to pin these fractures without having to manually hold the fracture reduced, allowing the surgeon to focus on accurate pin placement and reduction. The height of the crossbar is fully adjustable to accommodate different size patients. Reduction is achieved by an assistant gently applying axial traction through the forearm, with the crossbar applying the counter traction. Pinning is done with the C-arm in the lateral position. An optional separate attachment to support the arm for distal humerus fractures in adults is available. Unit not sterilizable.

PRODUCT NO'S:

2445 [Fracture Board – Pediatric]

Main Board Dimensions: 22" x 12" (55,8 cm x 30,5 cm)

Crossbar Height Adjusts From: 4.5" to 7.5" (11,4 cm x 19,1 cm)

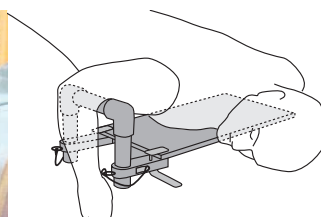

2445-01 [Fracture Board – With Adult Adapter]

Optional/Replacement Part:


2445-06 [Adult Adapter]



Designed by Burk Young, MD



**Optional
Adult Adapter**



Fromm Femur & Tibia Triangles

Used for femur and tibia positioning during nailing, repairs and fractures

Designed to position and hold the femur and tibia during intramedullary nailing of the tibia, ligament repairs and extremity fractures. Allows knee to be flexed greater than 90° to allow reaming and nail insertion without displacing fracture. The triangles are available in four heights: 8.5", 11", 14", and 16". The three smaller triangles are designed to fit inside the larger triangle for storage. They are supplied with an autoclavable silicone cushioning pad and velcro* straps. The triangles are radiolucent and gas or steam sterilizable.

PRODUCT NO'S:

2760-00 [Set of 3]	Angles: Top 30°, Two Bottom 75°
2760-01 [11"]	Base: 6" (15,2 cm), Height: 11" (27,9 cm)
2760-02 [14"]	Base: 7" (17,8 cm), Height: 14" (25,6 cm)
2760-03 [16"]	Base: 9" (22,9 cm), Height: 16" (40,7 cm)
Sold Separately – Not In Set:	
2760-XS [8.5"]	Base 5" (12,7 cm), Height: 8.5" (21,6 cm)

Replacement Parts:

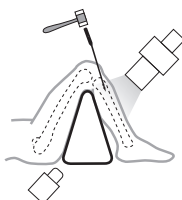
2760-P [Silicone Pad]
2760-S [Straps] Package of 18
8120-SP [Straps for XS] Package of 10

Designed by S.E. Fromm, MD.
Extra Small Triangle designed by S.E. Fromm, MD
& Kenneth Merriman, MD.

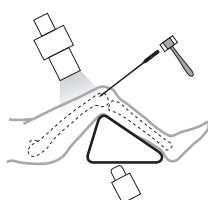
*Velcro® is a registered trademark of the Velcro Companies.



Tibial Nailing

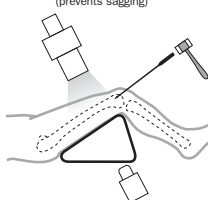


Retrograde Femoral Nailing



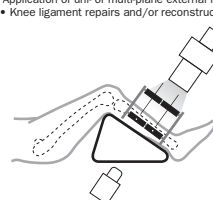
Retrograde Femoral Nailing

Triangle holds femur reduced (prevents sagging)



Tibia Reduced For:

- Open Reduction and Internal Fixation (ORIF)
- Application of uni- or multi-plane external fixator
- Knee ligament repairs and/or reconstruction



Sanders Extremity Positioning Tubes


Designed to support the knee and ankle during lower extremity surgery

The 6" tube lifts the knee off the operating table and allows for approximately 30° of knee flexion. Very useful for closure of total knee incisions, supporting fractures of the distal femur, and tibia plateau fractures. The 4" tube elevates the foot and ankle for ankle fracture surgery. The tubes are made of aluminum, allowing them to be autoclaved. They help eliminate the need for rolled sheet bolsters.

PRODUCT NO'S:

2740-01 [Small] Diameter: 4" (10,2 cm) Width: 8" (20,3 cm)	2740-02 [Large] Diameter: 6" (15,2 cm) Width: 8" (20,3 cm)
--	--

Designed by Richard A. Sanders, MD



Tube holder can be placed anywhere along the rail so that tubes can support the ankle and knee simultaneously.

Sanders Tube Holder

Designed to help stabilize the Sanders Extremity Positioning Tubes (#2740-01 & -02)

The tube holder will help stabilize the tubes when used for lower extremity positioning for lower extremity surgery. Also, by using the tubes with the Stulberg Sliding Bolster (#2730), the knee can be placed in less flexion during the initial incision and wound closure.

PRODUCT NO:

2740-03 Dimensions: 8" x 4" x 1.625" (20,3 x 10,2 x 4,1 cm)
--

Designed by Richard Sanders, MD



Stoll Bone Plate Clamp

Designed to help hold a bone or bone plate in position for reduction and fixation—helpful with clavicle and fibula fractures

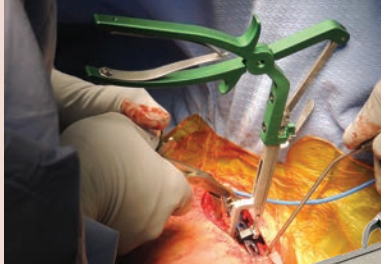
PRODUCT NO:

1774

Overall Length: 10" (25,4 cm)



Designed by Jordan Stoll, MD



Chen Diaphyseal Fracture Reduction Clamp

Designed to facilitate and maintain reduction of the internal fixation of diaphyseal and meta-diaphyseal fractures of long bones

Works especially well with short oblique bones while providing room to implement the plate with this bone clamp still in place.

- ▶ Pivoting pads accommodate metaphyseal fractures
- ▶ The quick release enables adjustment without losing reduction
- ▶ Helps provide provisional reduction of diaphyseal fractures – humeral shaft fractures, tibial fractures

PRODUCT NO:

1808

Overall Length: 9.25" (23,5 cm)

Arm Downward Offset: 15 mm

Pad Dimensions: 1" x .375" (25,4 cm x 1 cm)

Designed by
Franklin Chen, MD

Vosburg Cannulated Periarticular Clamp

Cannulated clamp tips allow passage of k-wires



By compressing the fracture with the clamp and then passing two k-wires, the clamp can then be removed to allow more working room and versatility when applying a plate.

PRODUCT NO:

1864

Overall Length: 13" (33 cm)

Handle Length: 8" (20,3 cm)

Ratcheted Opens from 2" to 3.5" (5,4 to 7,6 cm)

Accepts Pins up to: 7/64" (2.8 mm)

MADE EXCLUSIVELY
FOR INNOMED IN
GERMANY

Designed by Caleb Vosburg, MD



Periarticular Reduction Forceps

Designed for reduction of intraarticular and periarticular fractures

Pointed ball tips help provide a secure hold in the bone despite minimal contact. Two sizes available.

PRODUCT NO'S:

1856 [Medium]

Overall Length: 14" (35,6 cm)

Width @ Tips Parallel: 10.5" (26,7 cm)

Maximum Jaw Opening @ Tips: 5.2" (13,2 cm)

1857 [Large]

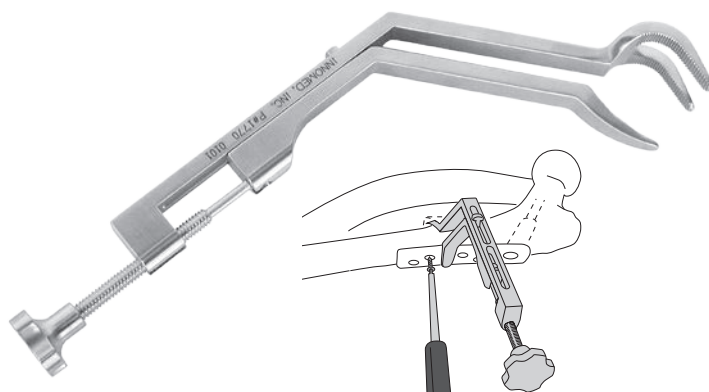
Overall Length: 18.8" (47,8 cm)

Width @ Tips Parallel: 12" (30,5 cm)

Maximum Jaw Opening @ Tips: 7.3" (18,5 cm)



Two sizes available



Angled Lowman-Type Bone Clamp

Angled for easier insertion of the jaws around the bone

The offset distance between the jaws and handle of the clamp allow space for free and easy access to use a drill or screwdriver. The angled clamp and more-open and thinner jaws facilitate easier use in deep incisions. The angled shaft also acts as a self-retaining retractor. The tightening handle is scalloped to lessen slippage when tightening or untightening.

PRODUCT NO:

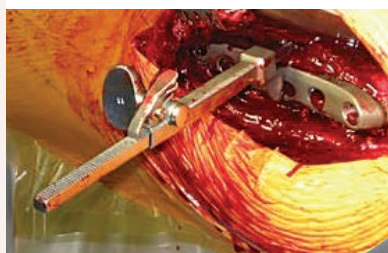
1770

Overall Length: 9.25" (23.5 cm)

Length from Bend: 4.25" (10.8 cm)

Minimum Clamp Diameter: 1" (2.5 cm)

Designed by
John J. McLeod, Jr., MD



Durkan Ratchet Bone Clamps

Design of ratcheting mechanism allows for quick tightening and release around the bone

PRODUCT NO'S:

1867 [Large]

Overall Length: 8.625" (21.9 cm)

Jaw opens to: 3.5" (8.9 cm)

1868 [Small]

Overall Length: 8.5" (21.6 cm)

Jaw opens to: 3.75" (9.5 cm)

Designed by John Durkan, MD



Bargo Bone Holding Clamp

Designed to aid in the reduction of various fractures, and can help secure a plate in place during installation

Designed to aid in the reduction of various fractures such as: spiral, transverse, compound, oblique, or butterfly. The clamp can also be used to secure a plate in place while the screw holes are being drilled and screws inserted. The fracture site can also be manipulated with the clamp being used as a lever. Available in two sizes, large and small, it has teeth in the jaws for a better grip and a ratchet locking handle for use on various bone diameters.

PRODUCT NO'S:

1895-02 [Large]

Overall Length: 8.5" (21.6 cm)

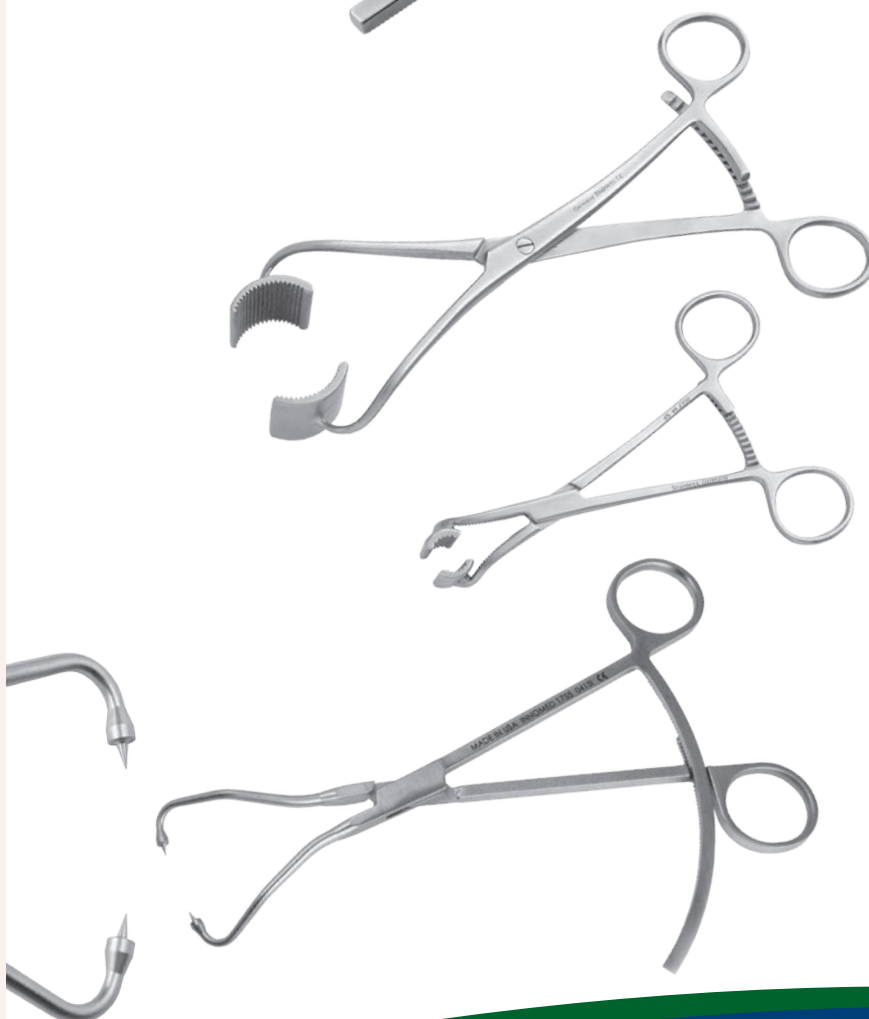
Pads: 1.25" x 1" (3.2 cm x 2.5 cm)

1895-01 [Small]

Overall Length: 5" (12.7 cm)

Pads: .75" x .45" (1.9 cm x 1.2 cm)

Designed by Lonnie Bargo, CST/CFA



Weinert Bone Holding Reduction Clamp

Designed to securely hold fracture reductions

The stops on each end help prevent excessive penetration of metaphyseal and soft bone.

PRODUCT NO:

1755

Overall Length: 8.5" (21.6 cm)

Jaw opens to: 3" (7.6 cm)

Designed by Carl R. Weinert, MD



Locking Bone Screw Assembly Set

Designed to help temporarily hold a bone plate in position while screws are inserted

PRODUCT NO'S:

8270-00 [Set with Case]

Also sold individually:

8270-2.0 [Locking Bone Screw – 2.0 mm]
Overall Length: 1.7" (43 mm)

8270-2.7 [Locking Bone Screw – 2.7 mm]
Overall Length: 1.7" (43 mm)

8270-3.5 [Locking Bone Screw – 3.5 mm]
Overall Length: 1.94" (49 mm)

8270-4.5 [Locking Bone Screw – 4.5 mm]
Overall Length: 1.94" (49 mm)

8270-HS [Hex Screwdriver]
Overall Length: 5" (12,7 cm)

8270-CASE [Case]
Dimensions: 6" x 4" x .8" (15,2 cm x 10,2 cm x 20,4 cm)

Set includes (2) of each size Locking Bone Screws,
(1) Hex Screwdriver, and (1) Case.



New!

Browner MIS Bone Clamp

Designed to help hold a bone or bone plate for fixation, the clamp is inserted anterior to the bone, rotated to wrap around the bone, then screwed into the desired position

Sized to allow use on a femur, tibia or humerus.


PRODUCT NO:

1379

Overall Length: 9.25" to 11.5" (23,5 to 29,2 cm)
Maximum Bone Diameter: ~ 35 mm



Designed by Bruce D. Browner, MD



Cannestra Trochanteric Fracture Reduction Clamp

Designed to help reduce comminuted intertrochanteric and subtrochanteric hip fractures, this clamp is offset at its ends to avoid placement into the fracture bed

Clamping ends are curved and rotated to allow maximum bony contact upon fracture reduction. Ideal for fractures with a flexed anterior cortical spike. Made for right and left hip fracture configurations.

PRODUCT NO'S:

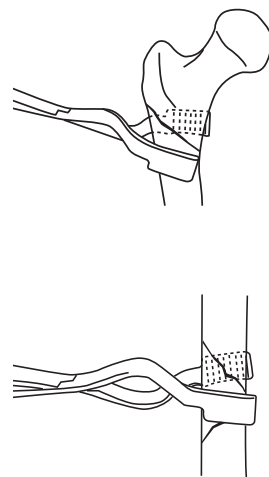
3860-L [Left]

Overall Length: 11.25" (28,6 cm)


3860-R [Right]

Overall Length: 11.25" (28,6 cm)

Designed by Vince Cannestra, MD



New!



Vaughan Endzone Retractor

Designed for use when placing the end screws while plating a fracture using a minimally invasive technique




The "U"-shaped wall design helps allow the maximal exposure along the length, or "endzone", of an incision while maintaining adequate width and retraction along the sides of the exposure.

PRODUCT NO:

1766
Overall Length: 8.75" (22,2 cm)
Deep Depth: 45 mm
Deep Internal Width: 14 mm
Shallow Depth: 25 mm
Shallow Internal Width: 12 mm

Designed by Roderick Vaughan, MD



New!


Wire Guides

Help to aim a guide wire, with three positions for choice of optimal wire placement

Two sizes available

Pointed Tips

Helps to reduce the chance of slippage.



Sarraf Fracture Reduction Thimble

Helps hold bone fragments in place during fixation

Helps to maintain a fracture fragment in the appropriately reduced position during application of K-wires. Helpful in osteoporotic bone that is not amiable to forced reduction using reduction clamps. The wire guides help to aim the K-wire, with three positions for choice of optimal placement and for parallel wire placement. The pointed tips at the end of the thimble help to reduce the chance of slippage while maintaining a fracture reduction.

PRODUCT NO'S:

2290 [22 mm]
Overall Length: 1.185" (3 cm)
Guides Accept K-wires Up To: .078" (2 mm)

2291 [26 mm]
Overall Length: 1.185" (3 cm)
Guides Accept K-wires Up To: .078" (2 mm)

Designed by
Khaled M. Sarraf, MD



Radiolucent Small Bone Clamp

Can be kept in place while using image intensification or taking an x-ray

Carbon fiber material is strong, lightweight, completely radiolucent, can be steam sterilized, and helps to prevent from marring component surfaces.

PRODUCT NO:

1828
Overall Length: 7" (17,8 cm)



Ball Spike with Bell Handle

Designed with a long shaft for use in deep wounds

PRODUCT NO:

8032
Overall Length: 12" (30,5 cm)



Kodros Radiolucent Awl

Helps locate holes in interlocking nails

PRODUCT NO:

8030-01
Pin Diameter: 3.7 mm
Pin Length: 67 mm

Modified by S. Kodros, MD



Intramedullary Nail Extractor

Helps remove broken intramedullary nails from long bone



Also helpful in removing IM nails with stripped threads, or threads that are difficult to access. Will remove cannulated nails, both fluted and non-fluted. Removal bits should be discarded after each use.

PRODUCT NO'S:

8730 [Complete Set]

8730-01 [3/8" Dia. Bit]

8730-02 [1/2" Dia. Bit]

Designed by Gary L. Kerns, RT(R)

Written technique available.

Set Includes:

(1) T-handle, Shaft and Stop Unit

(1) Sliding Hammer

(2) 1/2" (13 mm) Bits

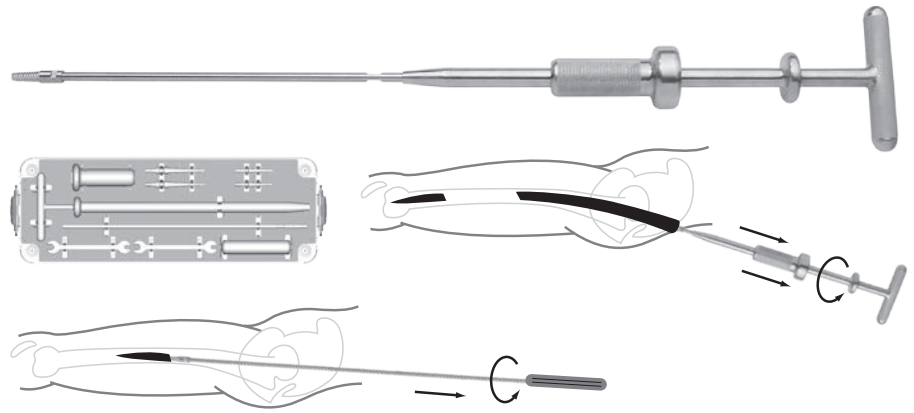
(2) 3/8" (10 mm) Bits

(1) Extension Rod

(2) Wrenches

(1) Extension Rod Handle

(1) Case



Offset Punches

Helps in the removal of intramedullary nails

Used to help remove an intramedullary nail via a window in the shaft of a bone. Two sizes of offsets allow the punches to be used to tap on a distal portion of the nail, after a window has been made in the bone below the tip of the nail.

PRODUCT NO'S:

5125-02 [Large Offset]

Overall Length: 11" (27,9 cm)

Punch End Offset: 32 mm

Punch End Diameter: 7 mm

5125-01 [Small Offset]

Overall Length: 11" (27,9 cm)

Punch End Offset: 13 mm

Punch End Diameter: 7 mm



Wubben Guide Rod Pusher

Used to help hold the guide rod in place during intramedullary nailing of a long bone

The surgeon can initially use the concave end of the handle to hold the guide rod in place. As the reamer is retracted to the end of the guide rod, the shaft of the Pusher is used by inserting down the center hole of the drill, pushing on the guide and keeping it in the bone.

PRODUCT NO:


5985

Overall Length: 9" (22,9 cm)

Pusher End Diameter: 3.3 mm

Handle End Diameter: 10 mm

Designed by Robert Wubben, MD



Handle Ends



Pusher End

Nordt Precision Micro Fracture Set

- Helps create sharp cartilage shoulders
- Precise microfracture points

PRODUCT NO'S:

8025-00 [Complete Set w/Case]

Also available individually:

8025-01 [20° Bent Awl]

Overall Length: 10" (25,4 cm)

8025-02 [40° Bent Awl]

Overall Length: 10" (25,4 cm)

8025-03 [Angled Osteotome]

Overall Length: 10.875" (27,6 cm)

8025-04 [Bent Stirrup Scraper]

Overall Length: 10.125" (25,7 cm)

8025-05 [Tri-Tip Awl]

Overall Length: 10" (25,4 cm)

8025-CASE [Case]

Designed by

William E. Nordt, III, MD



20° Bent Awl



40° Bent Awl



Angled Osteotome



Bent Stirrup Scraper



Tri-Tip Awl





Bacastow Tibial Plateau Elevators

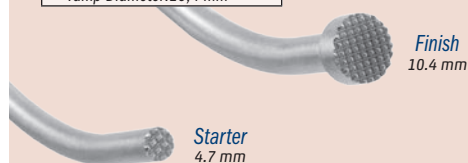
Designed to help with indirect reduction of a depressed tibial plateau fracture, and can be used with arthroscopic visualization and percutaneous fixation

PRODUCT NO'S:

5297 [Starter Elevator]
Overall Length: 11" (27,9 cm)
Tamp Diameter: 4,7 mm

5298 [Finish Elevator]
Overall Length: 11" (27,9 cm)
Tamp Diameter: 10,4 mm

Designed by
David Bacastow, MD



New!



Cannulated

Cannulated Fracture Awl

Helps to reduce fractures without slipping off the bone, and cannulated to allow the placement of k-wire

PRODUCT NO:

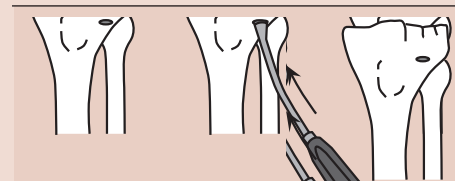
8091
Overall Length: 9.75" (24,8 cm)
Handle Length: 4.75" (12,1 cm)
Cannula fits wire up to: .062" (1,6 mm)



Malleable

Malleable Bone Tamps

The large tamp is designed to help elevate a depressed tibial plateau fracture, while the small tamp can help elevate a depressed tibial plafond and smaller tibial plateau fractures



Malleable shaft can be contoured for different angles.



PRODUCT NO'S:

5296 [Large]
Overall Length: 14" (35,6 cm)
Shaft Length: 9.5" (24,1 cm)
Impactor Diameter: 12.5 mm

5296-01 [Small]
Overall Length: 9.5" (24,1 cm)
Shaft Length: 6" (15,2 cm)
Impactor Diameter: 10 mm

Modified by Serge Kaska, MD

Sandman Curved Bone Punch

Designed to help elevate a depressed tibial plateau fracture

PRODUCT NO:

5305
Overall Length: 14" (35,6 cm)
Shaft Length: 9.5" (24,1 cm)
Impactor Diameter: 12.5 mm (.5")

Designed by Geoffrey A. Sandman, MD



Whelan Double-Ended Suture Wire Passer

Passer guide and malleable passer designed to pass suture wires around a bone

The passer guide is placed around the bone, and the thin malleable passer is inserted at the handle end and follows the grooved passer around. The suture wire (up to 18 gauge) is attached to the keyholed end of the passer, which can then be reversed out of the passer, drawing the suture wire around the bone.

PRODUCT NO'S:

8300-00 [Set]

Also available individually:

8300-01 [Passer Guide]

Overall Length: 8.125" (20.6 cm)

Outside Width: 9 mm

Inside Groove Width: 6.5 mm

8300-02 [Passer]

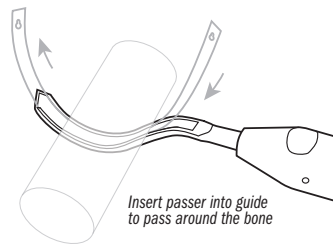
Overall Length: 7.5" (19.1 cm)

Width: 4.6 mm

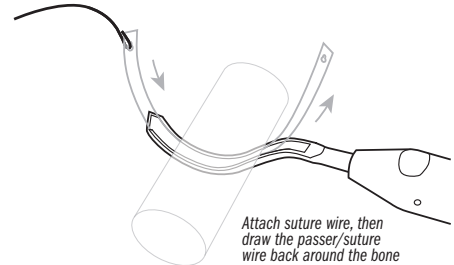
Designed by E. J. Whelan, III, MD



Set includes Passer Guide and two Passers.



Insert passer into guide to pass around the bone



Attach suture wire, then draw the passer/suture wire back around the bone

Argintar Claw Drill Guide Wire/Suture Passer

Expandable claw design allows for minimally invasive, reproducible one-step wire/suture passage

Especially helpful during applications where a suture will be passed—particularly when soft tissue dissection is to be minimized, such as wrist reconstruction (DRUJ), elbow reconstruction (ULCL/MCL), foot-ankle reconstruction (ATFL), quad/patella tendon repair surgery, and multi-ligament knee reconstruction (MCL/LCL).

PRODUCT NO'S:

8315-00 [Set: (1) Claw, (1) Wire/Suture Pin]

8315-01 [Claw Unit]


Maximum Internal Opening: 2.5" (6.4 cm)

Product Dimensions: 2.5" x 4" (6.4 cm x 10.2 cm)

1227 Pin with Wire/Suture Hole] 3/32" (2.4 mm)

Overall Length: 6" (15.2 cm)

Designed by Evan Argintar MD



Budny Wire Drill Guide

Designed to be used for the insertion of smooth and olive wires during the application of ring-based external fixation systems

- ▶ The 10 cm long cannula **helps to provide stability and directional control** during wire insertion
- ▶ Internal stainless steel cannula (2 mm) can be completely exposed by opening the swinging latch-cover mechanism, allowing easy insertion/release of a wire
- ▶ Pistol grip allows ambidextrous use


The entire unit is autoclavable.

PRODUCT NO:

1188

Wire not included.

Designed by Adam Budny, DPM



Top-loading wire insertion & release



Browner Wire Tightener

Wire is passed through the distal arm hole and into the separate drum holes, and can then be tightened and rotated before being cut with a wire cutter



PRODUCT NO:

8251

Overall Length: 6" (15,2 cm)

Width: 3.75" (9,5 cm)

Wire Hole Diameters: .125" (3,2 mm)

Designed by Bruce D. Browner, MD



DMP Wire Tightener

Used to hand tighten a cerclage wire around a bone

Now with four wire holes — two for up to 20 gauge wires, and two for up to 18 gauge wires. T-Handle end is used to hand tighten a wire.

PRODUCT NO:

8729

Overall Length: 4.5" (11,4 cm)

Handle Width: 2.625" (6,7 cm)

End Diameter: 15 mm



Designed by DMP



Incavo Wire Passer

Used for passing multiple cerclage wires around bone



Designed to pass multiple cerclage wires around a bone during a multiple wire wrap procedure.

Designed by Stephen J. Incavo, MD

PRODUCT NO'S:

8610-01 [Small]

Overall Length: 7.5" (19,1 cm)

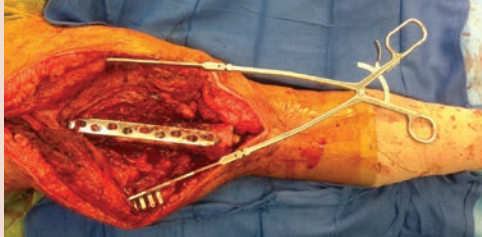
Accepts Wire Up To: 4 mm (5/32")

8610-02 [Large]

Overall Length: 8.675" (21,3 cm)

Accepts Wire Up To: 4 mm (5/32")





Large Exposure Self-Retaining Retractor

Designed for effective exposure of large wounds

PRODUCT NO:

1581-01

Overall Length (flat): 15.75" (40 cm)
Leg Depth from Bend: 5.25" (13.3 cm)

Designed by Vincent Ng, MD



Trauma/Spine Deep Tissue Retractor

Designed to help maximize exposure with 90° arms and deep tissue blades

The retractor arms are available in configurations of 7 or 4 teeth.

MADE EXCLUSIVELY
FOR INNOVATED IN
GERMANY


PRODUCT NO'S:

1862 [4 Teeth]

Overall Length: 7.5" (19.1 cm)
Handle-to-Bend Length: 6" (15.2 cm)
Drop Depth: 3.25" (8.3 cm)
Prongs: 1.5" Long x .75" Wide (38 mm x 19 mm)

1863 [7 Teeth]

Overall Length: 7.5" (19.1 cm)
Handle-to-Bend Length: 6" (15.2 cm)
Drop Depth: 3.25" (8.3 cm)
Prongs: 1.5" Long x 1.375" Wide (38 mm x 35 mm)



Double Bent Extended Deep Tissue Retractor

Designed to help maximize exposure with 90° arms and deep tissue blades

PRODUCT NO:

1859

Overall Length: 8" (20.3 cm)
Handle-to-Bend Length: 6" (15.2 cm)
Drop Depth: 3" (7.6 cm)
Prongs: 1.375" Deep x 1.375" Wide (3.5 cm x 3.5 cm)



Dozier Radiolucent Bennett Hip Fracture Retractor

Can be kept in place while using image intensification or taking an x-ray

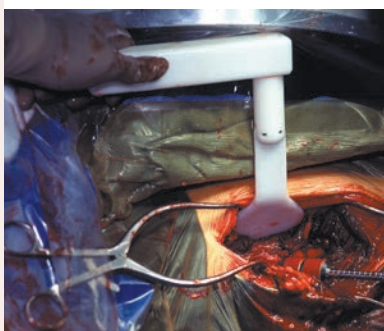
Designed to be used in hip fractures with the advantage that the retractor can be kept in place while using image intensification or taking an x-ray. The handle can be rotated to the right or left for surgeon preference. May be steam or gas sterilized.

PRODUCT NO:


6870

Handle Length: 6.75" (17.1 cm)
Blade Length: 8.5" (21.6 cm)
Blade Width at Widest: 67 mm


Designed by John K. Dozier, MD



New!



Four Sizes Available

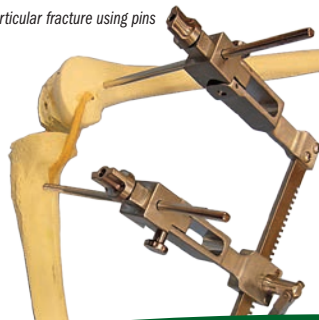


New!

Fig. 1: Diaphyseal fractures with clamps



Fig. 2: Intra-articular fracture using pins



Faillace Ambidextrous Self-Retaining Retractor

Handle can be flipped over to get out of the way after insertion

Self-retaining retractor with long legs and prongs to open wounds larger and deeper

PRODUCT NO'S:

1579 [4 Teeth]
Overall Length: 6" (15,2 cm)
Prong Depth: 38 mm
Prong Width: 18 mm

1580 [7 Teeth]
Overall Length: 7.5" (19,1 cm)
Prong Depth: 38 mm
Prong Width: 34 mm

Designed by John J. Faillace, MD



OrthoLucent™ Richardson-type Soft Tissue Retractor

Radiolucent, lightweight retractor helps to retract soft tissues for enhanced exposure

Carbon fiber material is strong, lightweight, completely radiolucent, can be steam sterilized, helps to prevent from marring component surfaces, and can be steam sterilized.

Four sizes available.



PRODUCT NO'S:

3231-23R [23 mm]
Overall Length: 13" (33 cm)
Large Blade: 23 mm x 36 mm

3231-30R [30 mm]
Overall Length: 13" (33 cm)
Large Blade: 30 mm x 42 mm

3231-37R [37 mm]
Overall Length: 13" (33 cm)
Large Blade: 37 mm x 52 mm

3231-44R [44 mm]
Overall Length: 13" (33 cm)
Large Blade: 44 mm x 78 mm

Designed by Sean B. Kaminsky, MD

Femur/Tibia Fracture Distractor

Use with most bone clamps for overlapped diaphyseal fractures (fig. 1) or 6 mm Schanz pins to distract intra-articular fractures (fig. 2) for reduction and fixation

Bone clamps and Schanz pins not included.



PRODUCT NO:

1809
Overall Length: 10.5" (26,7 cm)
Overall Width: 7.25" (18,4 cm)
For Pins Up To: .25" (6,4 mm)

Individual/Replacement Parts:

1809-02 [Pivot Block]

1809-03 [Frame (no pivot blocks or moveable arm)]

1809-04 [Moveable Arm (no pivot block or handle)]

1809-05 [Handle]

A portion of all proceeds goes to SIGN Fracture Care International, a 501(c)(3) non-profit, to promote equality of fracture care in developing countries. signfracturecare.org

Soft Impact Mallets with Easy Grip Handles

Provides shock-absorbing force

Designed to have a shock-absorbing force, providing less bounce or wasted force. The mallets are filled with a shock-absorbing media and have a flat striking surface to keep the mallet centered on an instrument.

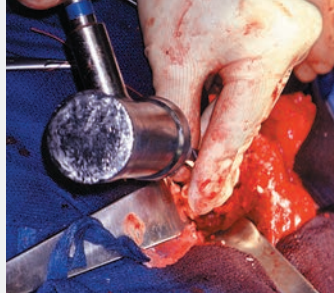
PRODUCT NO'S:

7820 [2 lbs. Standard]
Weight: 2 lbs. (.907 kg)
Overall Length: 10.5" (26,7 cm)
Handle Length: 5" (12,7 cm)
Head Width: 3.5" (8,9 cm)
Head Diameter: 1.375" (3,5 cm)


7821 [2 lbs. With Weidman Handle]
Weight: 2 lbs. (.907 kg)
Overall Length: 10.625" (27 cm)
Grip Length: 5.5" (14 cm)
Head Width: 3.5" (8,9 cm)
Head Diameter: 1.375" (3,5 cm)

7832 [2 lbs. With Delrin End]
Weight: 2 lbs. (.907 kg)
Overall Length: 10.5" (26,7 cm)
Handle Length: 5" (12,7 cm)
Head Width: 3.5" (8,9 cm)
Head Diameter: 1.375" (3,5 cm)


7837 [3 lbs. Standard]
Weight: 3 lbs. (1,35 kg)
Overall Length: 11" (27,9 cm)
Handle Length: 5" (12,7 cm)
Head Width: 3.5" (8,9 cm)
Head Diameter: 1.875" (4,8 cm)



Soft Impact Mallet with Weidman Silicone Handle



Easy Grip Textured Soft Silicone Handle



Comfortable grip helps prevent the surgeon's gloved hand from slipping and helps maintain a solid grip.

Ortho Mallets with Easy Grip Handles

These solid stainless steel mallets each have a comfortable 4½" (11,4 cm) grip made of a textured silicone that helps prevent the surgeon's gloved hand from slipping and helps maintain a solid grip.

PRODUCT NO'S:

7810 [Small]
Overall Length: 8" (20,3 cm)
Handle Length: 4.5" (11,4 cm)
Head Weight: 1 lb. (.45 kg)
Head Diameter: 1.3125" (33,3 mm)

7815 [Large]
Overall Length: 8" (20,3 cm)
Handle Length: 4.5" (11,4 cm)
Head Weight: 1.75 lb. (.8 kg)
Head Diameter: 1.5" (3,8 cm)

Cloward Style
Designed by J. Stiehl, MD



Jones Mallet

Unique hand fitting shape provides superior gripping strength

This striking instrument has a unique hand fitting shape that provides superior gripping strength for accurate light to heavy impaction.

PRODUCT NO:

7825 [2.4 lbs]
Overall Length: 8.25" (21 cm)
Head Width: 3" (7,6 cm)
Head Diameter: 1.5" (3,8 cm)

Designed by Dickie Jones, MD





Ortho Impactors

PRODUCT NO'S:

Overall Length: 9" (22,9 cm)
Shaft Diameter: 9 mm

5331 [11 x 4 mm Rectangle]

5332 [12 x 7 mm Rectangle]

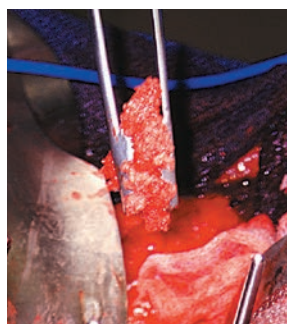
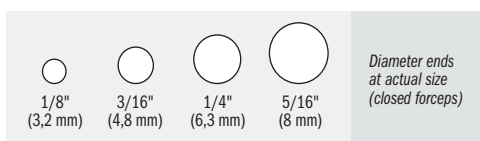
5333 [12 mm Tapered]

5334 [9 mm Square]

5335 [15 mm Round]

5336 [12 mm Round]

5337 [9 mm Round]



Universal Bone Grafting/ Impacting Forceps

Bone graft can be grasped, placed & impacted without changing hands or instruments

Designed with grasping ends for delivery of bone graft. When the graft is in place, the forceps are closed, which forms the ends into an impacting punch. A striking platform forms the end of the forceps for tapping and tamping the graft. Four end diameters are available in two lengths.

PRODUCT NO'S:

Short: 6" (15,2 cm) Length

5010-01 1/8" (3,2 mm) Diameter End

5010-02 3/16" (4,8 mm) Diameter End

5010-03 1/4" (6,3 mm) Diameter End

5010-04 5/16" (8 mm) Diameter End

Long: 10" (25,4 cm) Length

5050-01 1/8" (3,2 mm) Diameter End

5050-02 3/16" (4,8 mm) Diameter End

5050-03 1/4" (6,3 mm) Diameter End

5050-04 5/16" (8 mm) Diameter End

Designed by J.A. Amis, MD



Stainless Impactor Sizes	Delrin Impactor Sizes
9 x 9 mm	
11 x 4 mm	11 x 4 mm
13 x 8 mm	13 x 8 mm
12 x 5 mm	12 x 5 mm
9 mm	
12 mm	
15 mm	



Modular Impactor Set

Makes multiple impactor heads easily visible and available

Designed to have available to the operating surgeon multiple types of impactors utilizing one handle. The rack uses less space and allows the surgeon to quickly see the designs available. The impactors are supplied with stainless steel tips for bone and delrin tips which can be used against an implant for slight placement adjustments.

PRODUCT NO:

5370 [Complete Set]

Overall Handle Length: 8" (20,3 cm)

Grip Length: 4,5" (11,4 cm)

Impactor Head Lengths: 1,45" (3,7 cm)

Base Diameter: 3,5" (8,9 cm)





Desai Surgical Funnel

Helps with control and placement of bone graft

Made from surgical grade stainless steel (for sterilization).

PRODUCT NO:

8989

Overall Length: 6.25" (15,9 cm)
Handle Length: 3.25" (8,3 cm)
Funnel Diameter at Top: 3" (7,6 cm)
Funnel Flow-thru Diameter: 11 mm

Designed by Sarang Desai, DO



Profile View

New!

Surgical Spoon

Very useful for the application of methylmethacrylate bone cement

Made from surgical grade stainless steel (for sterilization purposes).

PRODUCT NO:

8209

Overall Length: 5.875" (14,9 cm)



Designed by David Scott, MD



New!

Beicker Curette Suction Device

Designed to help visualization of a fracture site within a fracture hematoma

Also useful for arthroscopic curettage of osteochondral lesions.

PRODUCT NO:

4231 [Small]

Overall Length: 10.5" (26,7 cm)
Curette Cup: 7.5 cm x 5.5 cm



Designed by Clint Beicker, MD



New!

Ortho Suction Tube

Very effective for suction and minor retracting

Helps eliminate plugging due to bone, cement fragments, blood clots, etc.

PRODUCT NO:

5465

Overall Length: 9.25" (23,5 cm)
End Hole Dia.: 1 mm
Side Hole Dia.: 1.5 mm

Designed by T. Eickmann, MD





Delrin Insert Pliers

Designed to grasp an implant for adjustment without marring the implant surface

PRODUCT NO'S:

2025

Overall Length: 8" (20,3 cm)

2025-03 [Replacement Insert]
Includes top and bottom delrin jaws,
two screws and a hex wrench



Screw/Pin Removal Locking Pliers

Unique jaw designed to solidly grip and clamp onto a screw head, broken screw, or pin for removal

PRODUCT NO:

S0142

Overall Length: 8" (20,3 cm)

Jaw Width: 4.5 mm



Screw Removal Pliers

Jaw designed to grasp onto a screw or screw head to help in removal



PRODUCT NO:

2020

Overall Length: 8 (20,3 cm)



Long Jaw Needle Nose Pliers

PRODUCT NO:

1833

Overall Length: 7" (17,8 cm)

Jaw Length: 2.25" (5,7 cm)

Jaw Width Tapered from: 8 mm to 1.5 mm

Jaw Height Tapered from: 12 mm to 2.5 mm



Universal Multi-Nut Wrench

Designed to allow single-tool adjustment to any size nut from 1/4" to 3/4", reducing the need for multiple instruments

PRODUCT NO:

5074

Overall Length: 7" (17,8 cm)

Wrench End: 3/4" to 1/4" (19 mm to 6,4 mm)



Rotating Offset Handle Hex Driver

Offset shaft and smooth spin handle allow for a rapid crank action when desired

Large hex driver for 6.5 mm and 4.5 mm diameter screws. Especially helpful in insertion and removal of long screws.

PRODUCT NO:

7241

Overall Length: 10.125" (25,7 cm)



Star Bit Driver Set

Helps eliminate the opening of multiple sterile packs when a specific size or style of star bit is needed

Helpful during revision total joint surgery. Set consists of four star bits – T10, T15, T20, & T25, a handle which accommodates any of the above bits, and a sterilization case. The drive end (A/O) is designed for easy and quick engagement with the universal instrument handle. The ergonomic, modular handle has two connection points, allowing for both straight and T-handle orientations.

PRODUCT NO'S:

5194-00 [4 Star Bits w/Handle & Case]

5194-01 [4 Star Bits w/Case only]

Also sold individually:

S0113 [Universal 4" (10,2 cm) Handle]

5194-10 [T10 with A/O End]

5194-15 [T15 with A/O End]

5194-20 [T20 with A/O End]

5194-25 [T25 with A/O End]

9003 [Case]



Handle with two connection points



Set in Storage Case



Universal Screwdriver Set

Helps eliminate the opening of multiple sterile packs when a specific size or style of screwdriver is needed

Helpful during revision total joint surgery where screws have been used, removal of bone plates, fracture fixation screws or bone graft screws. Set consists of: 7 (seven) double ended screwdriver bits – small & large single slot, cross & cruciate, 3.5 mm & 4.5 mm hex, small & large phillips, small, medium, & large star – a handle which accommodates any of the above bits, and a sterilization case.

PRODUCT NO'S:

5195 [Complete Set with Case]

Also sold individually

5195-01 [Handle]

5195-02 [Straight (single slot)]

Large: 7 x 1.5 mm, Small: 5 x 1 mm

5195-03 [Cross/Cruciate]

Large: 7 mm, Small: 6 mm

5195-04 [Hex]

Large: 4.5 mm, Small: 3.5 mm

5195-05 [Phillips]

Large: 4 mm, Small: 3.5 mm

5195-08 [Small Star: #6 & #8]

5195-06 [Medium Star: #10 & #15]

5195-07 [Large Star: #20 & #25]



Set in Storage Case


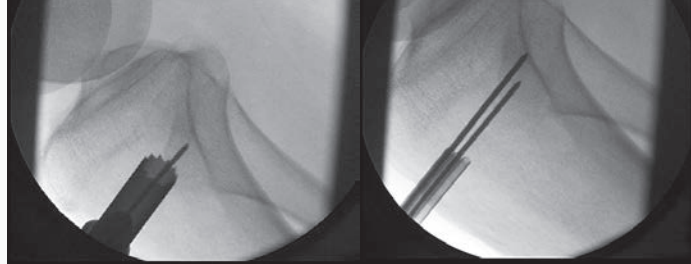


New!

SMALL STAR STYLE AVAILABLE

New!





Cheng Biopsy Trephine System

Using a threaded K-wire facilitates grasping and removal of a core bone sample for biopsy or core decompression

Designed for use with a standard 1.6 mm (.062") threaded K-wire (not included).

- ▶ Allows use of trephine at oblique angles to bone surface by using an anchoring K-wire and cannulated trephine
- ▶ Avoids "skipping" of trephine teeth on bone surface
- ▶ Facilitates optimal approach angle and direction of trephine
- ▶ Variety of core diameters yields bone samples of sufficient size for pathology
- ▶ Adapters allow for use of a power drill
- ▶ Minimally invasive – soft tissue sleeve protects surrounding structures and tissue
- ▶ Can also be used for bone graft harvesting
- ▶ Repositioning guide allows easy adjustment of targeting K-wire

PRODUCT NO:

1425-00 [Complete Set]

Trephine Internal Diameters:
5 mm, 6.5 mm, 8 mm



Designed by Edward Cheng, MD



Protect your hands!

Radiation Attenuating Surgical Gloves

Powder-free gloves provide increased protection from direct x-ray beam and scattered radiation

Reduced Exposure

Lead-free, surgical gloves attenuate direct or scattered rays and are an environmentally friendly alternative to leaded gloves.

Freedom of Movement

Gloves are very thin—ONLY 0.007" THICK—to allow the greatest possible flexibility, dexterity, and sensitivity of touch while decreasing finger fatigue.

Natural Latex Free & Powder-Free

Reduced risk of natural rubber latex allergies.

Quality Guaranteed

All gloves are 100% tested for pin holes and leaks.

Applications

Fluoroscopy, Orthopedics, Radioisotope Handling, Cardiology, Radiology, Dental, Nuclear Medicine



Suitable for reducing harmful radiation exposure during any procedure requiring the use of fluoroscopy

Average Radiation Attenuation Levels Measured in the Direct Beam

Beam Quality	Aluminum Half Value Layer	Measured Attenuation
60 kVp	HVL = 2.3 mm	58.7%
80 kVp	HVL = 3.3 mm	49.9%
100 kVp	HVL = 4.3 mm	44.6%
120 kVp	HVL = 5.6 mm	40.6%

NOTE: Double gloving with conventional latex surgical gloves provides only 1% attenuation.
Levels are measured by a fixed filter equivalent: 2.5 mm Al

PRODUCT NO'S:

5 PAIRS/PACK	25 PAIRS/PACK
7505-01 6.5	7505-02 6.5
7510-01 7.0	7510-02 7.0
7515-01 7.5	7515-02 7.5
7520-01 8.0	7520-02 8.0
7525-01 8.5	7525-02 8.5
7530-01 9.0	7530-02 9.0



Stanton Needle Driver

Allows a heavy cutting needle such as an OS-6 to be pushed through cancellous bone when re-attaching muscle or tendon

The groove captures the outer (convex) side of the needle and prevents the needle from spinning even when applying significant pressure. Useful for reattaching the rotator cuff in rotator cuff repairs, as well as in attaching suture anchors.

PRODUCT NO:

3042

Overall Length: 6.75 (17,1 cm)
Jaw Width: .25" (6,3 mm)

Designed by John L. Stanton, MD, FACS



Freeman Forceps

Designed to help with hand pain, fatigue, and hand arthritis

Allows surgeons to utilize a forceps or pickup type instrument using a more mechanically and ergonomically favorable grip. Forceps can be used with a full-hand grip or "palmed."

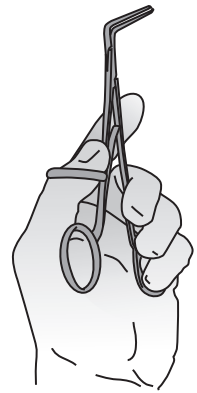
PRODUCT NO:

1174

Overall Length: 6.875" (17,5 cm)


Designed by Carl R. Freeman, MD

MADE EXCLUSIVELY
FOR INNOMED IN
GERMANY



Orthopedic Needle Holder/Scissors

Drive a needle and cut a suture without changing instruments

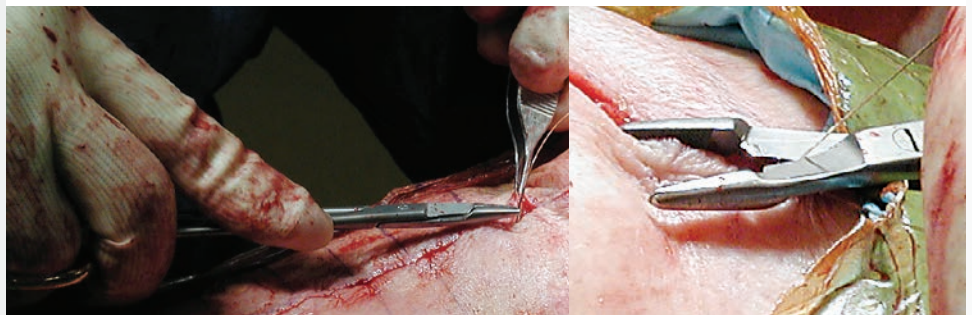


Longer sizes are helpful in orthopedics.

PRODUCT NO'S:

Standard Tips	Tungsten Carbide Tips
	3045 4.5" (11,4 cm)
3050 5.5" (14 cm)	3055 5.5" (14 cm)
3060 6.5" (16,5 cm)	3065 6.5" (16,5 cm)
3070 7.0" (17,8 cm)	3075 7.0" (17,8 cm)

MADE FOR INNOMED IN
GERMANY



Adson Forceps with Cobb Elevator End

Has the advantages of having a Cobb tip at the end of an Adson forceps

Allows the opportunity to do soft tissue dissection, cleaning of the bone or bone fragments in a fracture, push bone fragments to hold a reduction in a fracture, separate soft tissue, and turn it around to pick up tissue without having to switch instruments back and forth.

PRODUCT NO:
1166

Overall Length: 4.75" (12,1 cm)
Tip Width: 2.4 mm (2,4 mm)

Designed by Oscar Castro-Aragon, MD

MADE EXCLUSIVELY
FOR INNOMED IN
GERMANY



Charnley Type Tissue Needle Forceps

Helpful for wound closure in deep areas with fascia under tension such as hip or knee replacement

Can also help retrieve a needle in a tight area.

PRODUCT NO:
1165

Overall Length: 6.875" (17,5 cm)

Designed by Amal Das Jr., MD

MADE EXCLUSIVELY
FOR INNOMED IN
GERMANY

Long Bonney Tissue Forceps

Extra length—3" more than standard—allows for use in deep wound areas

PRODUCT NO:
5040

Overall Length: 10" (25,4 cm)

MADE EXCLUSIVELY
FOR INNOMED IN
GERMANY



Chuck Key Handle

Snaps onto a standard chuck key for better leverage

Used to help tighten a chuck. Also helps keep a chuck key from slipping or being dropped during surgery.

PRODUCT NO:
5560

Overall Length: 4" (10,2 cm)

Chuck Key Not Included



Large Handle Chuck Key

For easy tightening/untightening of a chuck

Allows a chuck to be tightened and untightened easily.

PRODUCT NO:
5517-01

Chuck Size: 1/4" (6,4 mm)
Overall Length: 10.5" (26,7 cm)
Handle Length: 4.5" (11,4 cm)



Mengato Depth Gauge

Ring-handled design with 3 rings gives 3-point grip for ease of holding and manipulation

Allows for superior gauge control and manipulation, to advance, engage and maintain the hook on the distal cortex by leveraging the probe against the bone hole and keeping gentle tension on the hook.

PRODUCT NO:

1139

Overall Length - Contracted: 7.125" (18.1 cm)

Overall Length - Extended: 9.125" (23.2 cm)

Gauge: 0 to 50 mm



Designed by Richard Mengato, MD

US Patent # 8,512,349

New!



Depth Gauge

Designed for one-handed use – helps to provide measurement of the depth/length of any bone hole for proper screw length determination

PRODUCT NO:

8015

Overall Length: 7.625" (19.4 cm)

Scale: From 0 to 48 mm



Radiopaque Goniometers

Designed for Angle Determination

Transparent to X-ray—only white radiopaque markings show for easy reading. Used to check for X-ray distortion.

Ethylene oxide sterilize only. **Do not steam sterilize.**

PRODUCT NO'S:

2000 [Set of 3]

2005 [Finger-size]


Overall Length: 5" (12.7 cm)

2010 [Medium]

Overall length: 8" (20.3 cm)

2015 [Large]

Overall length: 14" (35.6 cm)



Incision Aligner

Designed to align an incision during closing

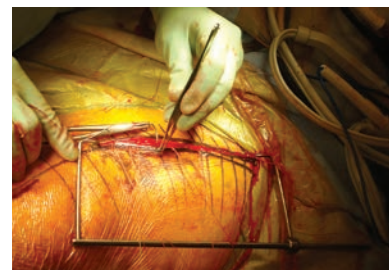
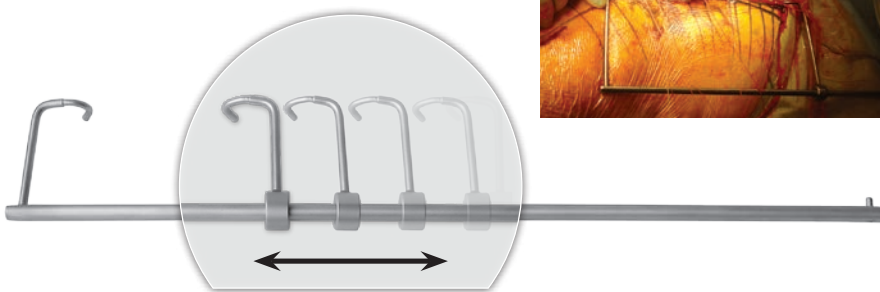
The bent ends of the aligner are placed at each end of an incision, which is aligned by pulling outward on each end. The sliding end will lock in place when it is tensioned. Pressing inward slightly on the sliding end will allow the aligner to be collapsed and removed.

PRODUCT NO:

1330

Overall Length: 14" (35.6 cm)

Blade Offset: 45 mm



Dodson Extremity Skin Saver

Designed to help protect the patient's skin when removing a disposable tourniquet

PRODUCT NO:

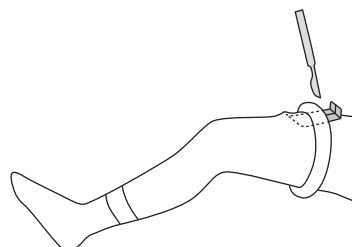
8628


Overall Length: 4.75" (12.1 cm)

Width: 1.5" (3.8 cm)

Lip: .5" (1.3 cm)

Designed by Mark A. Dodson, MD





Paulos Osteo Wedge

Designed to help cut and separate bone segments for angular corrections of long bones

After an initial bone cut has been made with a saw blade or sharp osteotome—but before penetrating through it—the osteo wedge can be used to help complete the bone cut through the opposite cortex by splitting the bone.

If the osteo wedge does penetrate, it is blunt and rounded, helping to prevent damage to the soft tissues and other structures contiguous to the bone cortex.

The osteo wedge can be used anytime both cortices of a bone are osteotomized. Helpful when correcting mal-unions, growth deformities, collecting bone graft material, etc. Can be used on the femur, tibia, humerus, clavicle, calcaneus, metatarsals/metacarpals, pelvis, and vertebral bodies.


Designed by Lonnie E. Paulos, MD

PRODUCT NO:

6425-03

Overall Length: 9.375" (23,8 cm)

Blade Width: 37.8 mm



Cheng Screw Removal and Bone Trepine Set



Cannulated to allow use of a standard 1.6 mm (.062") threaded K-wire to help facilitate grasping and removal of a bone sample

PRODUCT NO'S:

1426-00 [Complete Set with Case]

Includes:

1426-01 [Small Trepine] 5 mm Internal Diameter
Overall Length: 7.125" (18,1 cm)

1426-02 [Medium Trepine] 6.5 mm Internal Diam.
Overall Length: 7.125" (18,1 cm)

1426-03 [Large Trepine] 8 mm Internal Diameter
Overall Length: 7.125" (18,1 cm)

1426-04 [Handle Assembly]
Dimensions: 4" x 2" (10,2 cm x 5,1 cm)

1025 [Sterilization Case]

Replacement Part:

1425-14-B-COMP [Handle Retaining Screw]

Designed by Edward Cheng, MD



Ring Curettes

PRODUCT NO'S:

Straight Shaft
Overall Length: 8.75" (22,2 cm)

5150 [3 mm, Straight]
Ring Diameter: 3 mm

5152 [6 mm, Straight]
Ring Diameter: 6 mm

5154 [8 mm, Straight]
Ring Diameter: 8 mm

Bent Shaft
Overall Length: 8.625" (21,9 cm)

5156 [3 mm, Bent]
Ring Diameter: 3 mm

5157 [6 mm, Bent]
Ring Diameter: 6 mm

5158 [8 mm, Bent]
Ring Diameter: 8 mm


MADE FOR INNOMED IN GERMANY

Cobb Elevators

Two Sizes Available With or Without Teeth

Ultra hard titanium nitride coating helps to extend blade life by increasing surface hardness, prolonging sharpness, and resisting chemicals and corrosion.

PRODUCT NO'S:	
WITH TEETH	
3432	[1/2" with Teeth] Overall Length: 11" (27,9 cm) Blade Width: 1/2" (13 mm)
3434	[1" with Teeth] Overall Length: 11" (27,9 cm) Blade Width: 1" (25,4 mm)
WITHOUT TEETH	
3436	[1/2" without Teeth] Overall Length: 11" (27,9 cm) Blade Width: 1/2" (13 mm)
3438	[1" without Teeth] Overall Length: 11" (27,9 cm) Blade Width: 1" (25,4 mm)



Bradley Periosteal Elevator

PRODUCT NO'S:	
4719	[1/2"] Overall Length: 11" (27,9 cm) Blade Width: .5" (13 mm)
4720	[3/4"] Overall Length: 11" (27,9 cm) Blade Width: .75" (19 mm)

Designed by Gary W. Bradley, MD



Periosteal Elevator

Designed for better control

Designed with a curved end for easier use, and sharper sides for ease of elevating and stripping. The handle is designed for better control.

PRODUCT NO'S:	
3450	[Curved] Overall Length: 7.5" (19,1 cm) Handle Length: 4.5" (11,4 cm) Blade Size: 16 x 13 mm
3455	[Straight] Overall Length: 7.75" (19,7 cm) Handle Length: 4.5" (11,4 cm) Blade Size: 19 x 14 mm



Mini-Ilexer Osteotomes

Helpful in osteophyte and cement removal

Small, thin osteotomes helpful in osteophyte and cement removal in total joint surgery. Larger handle helps with better control.



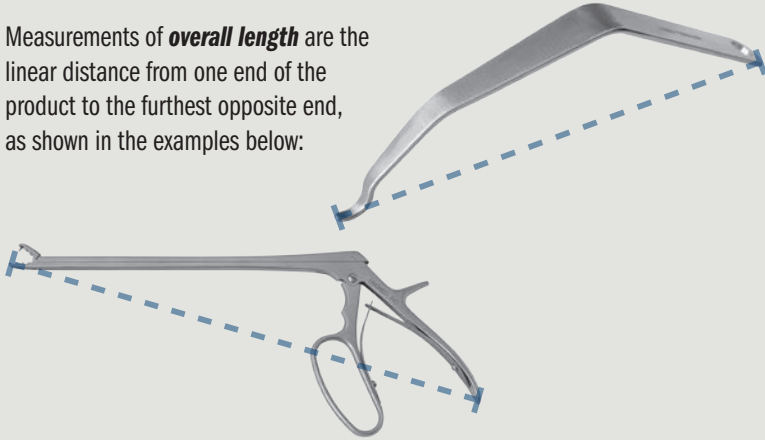
PRODUCT NO'S:	
5270-01	[4 mm] Blade Width: 4 mm Overall Length: 7.25" (18,4 cm) Handle Length: 4" (10,2 cm)
5270-02	[6 mm] Blade Width: 6 mm Overall Length: 7.25" (18,4 cm) Handle Length: 4" (10,2 cm)
5270-03	[10 mm] Blade Width: 10 mm Overall Length: 7.25" (18,4 cm) Handle Length: 4" (10,2 cm)
5270-04	[12 mm] Blade Width: 12 mm Overall Length: 7.25" (18,4 cm) Handle Length: 4" (10,2 cm)



MEASUREMENTS IN THIS CATALOG

All effort has been made to ensure the accuracy of the measurements listed in this catalog, however, some small differences may exist between actual and listed measurements.

Measurements of **overall length** are the linear distance from one end of the product to the furthest opposite end, as shown in the examples below:



Measurements of **blade width** are the linear distance from one side of the product to the opposite side, typically at the widest point (unless noted otherwise), as shown in the example below:

1.800.548.2362
WWW.INNOMED.NET



ISO 9001:2008 • ISO 13485:2003

INTERNATIONAL
(912) 236-0000

FAX
(912) 236-7766

EMAIL
INFO@INNOMED.NET

©2017 Innomed, Inc., All Rights Reserved

INSTRUMENT RENTAL

All Innomed, Inc. implant extraction instruments are available for rental on a per-case basis.

Please call for more information.

INNOMED WARRANTY

One year for defective merchandise. Our instruments are designed for a specific purpose and should be used accordingly. Warranty is void if instrument has not been maintained properly or used for its intended purpose.

FREE TRIAL
ON MOST
INSTRUMENTS

INSTRUMENT EVALUATION POLICY

All instruments are available for a no-charge 2-week evaluation (excluding extraction instruments and the Hip Distractor—which are available as rentals). There is a pad replacement charge with all Hip Positioners.

Whelan Chisel Guides

Designed to help stabilize a thin chisel blade until it's within the bone prosthesis interface

Designed by E. J. Whelan, III, MD



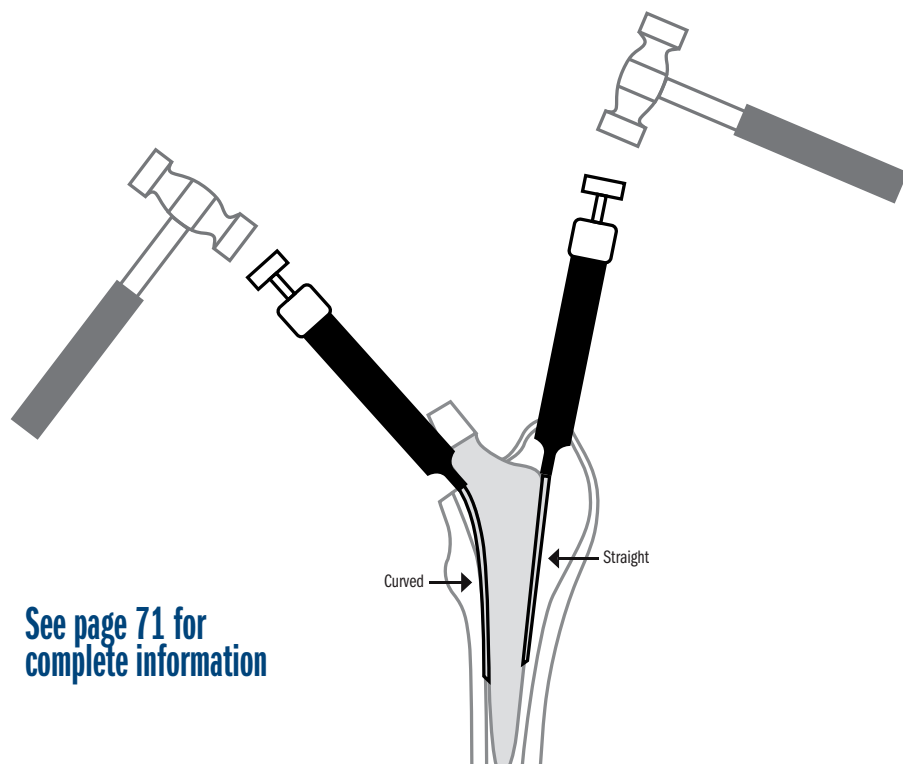
Curved Blade

New!



Straight Blade

- ▶ Guide with sliding handle helps to stabilize the thin flexible chisel blade until it's within the bone prosthesis interface
- ▶ Chisel tip allows the blade to hug the prosthesis to help prevent perforation
- ▶ A slap hammer can be threaded into the handle to facilitate blade removal
- ▶ Easily changeable disposable blades help assure sharpness
- ▶ Chisel blades feature an ultra hard titanium nitride coating to help extend life by increasing surface hardness, prolonging sharpness, and resisting chemicals and corrosion



See page 71 for
complete information

INNOMED

103 Estus Drive
Savannah, GA 31404

TOLL FREE
1.800.548.2362

WWW.INNOMED.NET

TEL 912.236.0000
FAX 912.236.7766
EMAIL INFO@INNOMED.NET



Scan to Launch
Our Website



ISO 9001:2008 • ISO 13485:2003

INNOMED-EUROPE

Innomed-Europe LLC

Alte Steinhauserstr. 19
CH-6330 Cham, Switzerland
Tel +41 41 740 67 74
Fax +41 41 740 67 71

Innomed-Europe GmbH

Villingen-Schwenningen,
Deutschland
Tel 0049 (0) 7720 46110 60
Fax 0049 (0) 7720 46110 61

WWW.INNOMED-EUROPE.COM

info@innomed-europe.com