

# The Original BioBall® System

Enhanced Flexibility in Primary and  
Revision Hip Arthroplasty



**THE POWER**  
**TO ADAPT**



## **Merete stands for expert orthopaedic and trauma surgery solutions.**

The market for bone surgical medical devices relies upon tested solutions. By developing simple solutions for difficult problems, Merete has blazed trails that have now become gold standards in medical technology. The story of BioBall® as a simple yet unparalleled system has been continued through other Merete products and solutions. Merete GmbH's impressive product families are sophisticated modular systems that allow optimum results under practically any intraoperative circumstances.

A handwritten signature in black ink, appearing to read 'A. Anapliotis'.

Alexia Anapliotis,  
CEO Merete GmbH



# Table of Contents

<b>5</b>	<b>Overview of the BioBall® System</b>
<b>6-11</b>	<b>BioBall® Adapter System</b>
7	Overview
8-9	Implant Ordering Information
10-11	Instrument Ordering Information
<b>12-13</b>	<b>BioBall® AdapterSelector®</b>
12	Overview
13	Handling – Step by Step
<b>14-17</b>	<b>BioBall® AdapterSelector® for Special Tapers</b>
14-15	Overview
16-17	Ordering Information
<b>18-21</b>	<b>BioBall® References</b>



# Overview of the BioBall® System

**BioBall®  
Metal Head**



**BioBall DELTA™  
Ceramic\* Head**



**BioBall® Bipolar Duo Head**  
with preassembled  
BioBall® Metal Head



**BioBall® AdapterSelector®**

Instrument for Intraoperative  
Inspection of Taper Geometry



**BioBall® Adapter  
Standard 12/14**



**BioBall® Adapter  
Offset 12/14**



10 additional adapter geometries  
(tapers/angles) with corresponding  
BioBall® AdapterSelector® available  
(see p. 14 ff.).

**\* Material:**

BIOLOX® delta ceramic from CeramTec GmbH.



BioBall® Adapter  
Standard and Offset



BioBall®  
Metal Head

BioBall DELTA™  
Ceramic Head

# BioBall® Adapter System

## The Gold Standard in Revision Surgery

Merete brought the BioBall® System onto the market as a “modular joint prosthesis system” at the end of the 1990s. In the meantime, it has become the gold standard in revision hip arthroplasty surgery. The BioBall® Adapter, consisting of titanium alloy, allows intra-operative correction of neck length as well as antetorsion/retrotorsion and lateralisation/medialisation on in situ stems. This significantly improves the gait pattern and reduces the dislocation risk. With its offset components and special tapers, the system ought to be available in every hospital as a solution for unexpected situations in primary endoprosthetic care as well.

When it comes to revision surgeries, the BioBall® System offers another unique feature: With stems left in situ with previously used tapers, the BioBall® Adapter compensates mild deformation of the taper surface.

**Depending on the specific model, BioBall® Adapters are available in sizes ranging from S - 5XL, as standard or offset versions, for 12/14 tapers. Special adapters for additional tapers are also available (see p. 16 ff.).**

## Characteristics

- Sliding pair revisions
- Intraoperative correction of neck length
- Intraoperative correction of retro-/antetorsion
- Intraoperative correction of lateralisation/medialisation
- Adjustment of leg length discrepancy in the context of soft tissue management




Scan the QR code and learn more about surgical techniques.

With kind support from PD Dr. med. Patrick Weber, ATOS Clinic, Munich.

### Good to know

BioBall® Adapter has its own specific taper, it is not identical to the stem taper.

Stem taper e.g. 12/14



# Implant Ordering Information



BioBall® Adapter Standard 12/14 Sterile								
<b>Neck length</b>	S (-3.0)	M (0)	L (+3.5)	XL (+7.0)	2XL (+10.5)	3XL (+14.0)	4XL (+17.5)	5XL (+21.0)
<b>Ref.</b>	HM30121	HM30122	HM30123	HM30124	HM30125	HM30126	HM30127	HM30128



BioBall® Adapter Offset 12/14 Sterile							
<b>Neck length</b>	M (0)	L (+3.5)	XL (+7.0)	2XL (+10.5)	3XL (+14.0)	4XL (+17.5)	5XL (+21.0)
<b>Offset (mm)</b>	1.1	1.2	1.3	1.5	2.0	2.5	3.0
<b>Ref.</b>	HM30222	HM30223	HM30224	HM30225	HM30226	HM30227	HM30228

For information on how to order special adapter geometries, please see page 16.

# Implant Ordering Information

## BioBall DELTA™ Ceramic Head



Material:  
BIOLOX® delta ceramic\*

Size (mm)	Ref.
Ø 28	HM50028
Ø 32	HM50032
Ø 36	HM50036
Ø 40	HM50040

## BioBall® Metal Head



Material:  
Vivium®\*\*

Size (mm)	Ref.
Ø 28	HM30028
Ø 32	HM30032
Ø 36	HM30036
Ø 38	HM30038


## BioBall® Bipolar Duo Head

with preassembled BioBall® Metal Heads, suitable for all BioBall® Adapters



Material:  
Vivium®\*\*, UHMWPE

Size (mm)	Ref. Duo Head	Ref. Trial head	Size Metal Head (mm)
Ø 42	HM30342	HM40342	Ø 28
Ø 43	HM30343	HM40343	Ø 28
Ø 44	HM30344	HM40344	Ø 28
Ø 45	HM30345	HM40345	Ø 28
Ø 46	HM30346	HM40346	Ø 28
Ø 47	HM30347	HM40347	Ø 28
Ø 48	HM30348	HM40348	Ø 28
Ø 49	HM30349	HM40349	Ø 28
Ø 50	HM30350	HM40350	Ø 32
Ø 51	HM30351	HM40351	Ø 32
Ø 52	HM30352	HM40352	Ø 32
Ø 53	HM30353	HM40353	Ø 32
Ø 54	HM30354	HM40354	Ø 32
Ø 55	HM30355	HM40355	Ø 32
Ø 56	HM30356	HM40356	Ø 32
Ø 57	HM30357	HM40357	Ø 32
Ø 58	HM30358	HM40358	Ø 32




Description	Ref.
Instrument Tray	HM20500

\*BIOLOX® delta is a registered trademark of CeramTec GmbH.

\*\*Vivium® is a registered trademark of Merete GmbH.

# Instrument Ordering Information

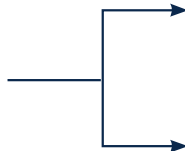
## Instrument Tray



Description	Ref.
Instrument Tray	HM30770

### 1 Separator

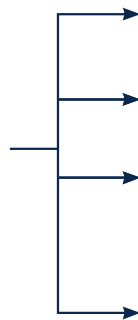
Description	Ref.
Separator	HM20001



Adapter Sleeve for Adapter 12/14 S	Ref.
2	HM20002
Adapter Sleeve for Adapter 14/16 M	Ref.
2	HM20003

### 3 Universal Handle

Description	Ref.
Universal Handle	HM10005



Separator Wedge	Size	Ref.
4	S	HM10007
4	M	HM10008
4	L	HM10009
Head Impactor	Ref.	
5	HM10004	

# Instrument Ordering Information

## 6 Trial Adapter



Length	Ref. Standard 12/14	Ref. Offset 12/14	Ref. Standard 14/16	Ref. Offset 14/16
S (-3.0)	HM40121	–	–	–
M (0)	HM40122	HM40222	HM40142	–
L (+3.5)	HM40123	HM40223	HM40143	–
XL (+7.0)	HM40124	HM40224	HM40144	–
2XL (+10.5)	HM40125	HM40225	HM40145	HM40445
3XL (+14.0)	HM40126	HM40226	HM40146	HM40446
4XL (+17.5)	HM40127	HM40227	HM40147	HM40447
5XL (+21.0)	HM40128	HM40228	HM40148	HM40448

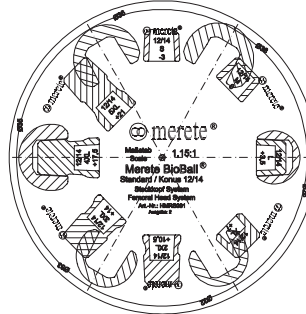
## 7 BioBall® Trial Heads



Ø	Ref.
28	HM40028
32	HM40132
36	HM40036
40	HM40040

Additional sizes on request.

## X-ray Template



For BioBall® Adapter	Ref.
12/14 Standard	HMRS0001
12/14 Offset	HMRS0005
14/16 Standard	HMRS0002
14/16 Offset	HMRS0006

## 8 BioBall® AdapterSelector®



For taper	Ref.
12/14	HI39006
14/16	HI39007

## 9 Offset PositionAssistant



Name	Ref.
Offset PositionAssistant 12/14	HM39106
Offset PositionAssistant 14/16	HM39107

# BioBall® AdapterSelector®

How do you identify and why do you document taper geometry on in situ stems during revision?  
Four reasons why you should know the BioBall® AdapterSelector®.

- 1 Once a surgeon has decided to leave an existing prosthesis stem in place during revision, visual and haptic inspection of the smooth, reflective surfaces is often not enough to determine what the taper is made of. As a technical and mechanical testing instrument, the BioBall® AdapterSelector® provides information on whether this is the previously defined taper and whether it is damaged.
- 2 Many manufacturers offer hip stems with different taper geometries. In addition, patients from other countries, or those who underwent surgery abroad, often have very old or unfamiliar models and no endoprosthesis record cards. The patented BioBall® AdapterSelector® helps surgeons inspect the stem taper to determine the correct BioBall® Adapter with great certainty.
- 3 Documented proof that an intraoperative fit check was performed also offers additional security from a legal perspective. If you do a check using the AdapterSelector® prior to using the BioBall® System, you can document that check in your surgical report.
- 4 The BioBall® AdapterSelector® is the only testing instrument worldwide approved for testing taper geometry. No other instrument in the world allows you to perform an approved, recognised taper geometry check and thus ensure that your selected BioBall® Adapter will fit properly.



Scan the QR code  
and learn more  
about handling the  
BioBall® AdapterSelector®.



# Handling - Step by Step

## Step 1

Remove the existing head of the in situ stem.



## Step 2

The taper should be clean and dry before the BioBall® AdapterSelector® is inserted.



## Step 3

Apply slight pressure and turn clockwise to place the BioBall® AdapterSelector® onto the stem taper. Check whether the taper's flat face is positioned between the two arrows.

If it is positioned above or below these markings on the BioBall® AdapterSelector®, the stem taper is not the same as the taper indicated on the BioBall® AdapterSelector®.



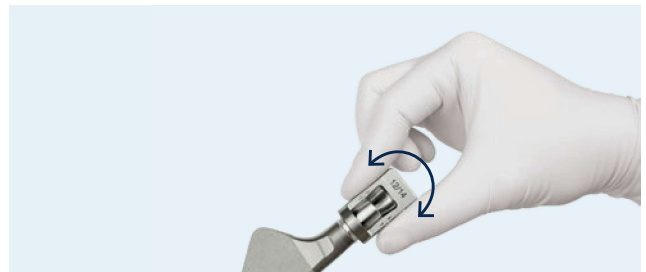
## Step 4

Then visually inspect the lateral accuracy of fit and check to see whether there is a gap in the upper or lower taper region between the stem taper and the BioBall® AdapterSelector®.



## Step 5

Test the clamp connection on the BioBall® AdapterSelector® with a sideways tipping movement. If this movement causes rattling or tipping in the BioBall® AdapterSelector®, the stem taper is not the same as the taper indicated on the BioBall® AdapterSelector®.



## Step 6

After checking the taper geometry with the help of the BioBall® AdapterSelector®, examine the entire taper surface. Start with the taper's flat face visible in the opening of the BioBall® AdapterSelector®. Then remove the BioBall® AdapterSelector® and examine the entire taper surface.



# BioBall® AdapterSelector® for Special Tapers – the Flexible-Use Head System for Various Taper Geometries.

There are still no uniform standards in place for prosthesis stem tapers. Implant manufacturers continue to use tapers designed to their own individual specifications that differ from the others in terms of geometry structure and surface. Neck length sizes (S, M, L, etc.) are not standardised and may vary significantly from manufacturer to manufacturer.

Besides standard and offset **BioBall® Adapters**, we also offer **BioBall® Adapters for special tapers**, for a wide variety of taper geometries from other manufacturers.

## Characteristics

### BioBall® Adapter for Special Tapers

The adapter can compensate misalignment between the prosthesis stem and the acetabular cup. Neck length and offset can be individually selected and adjusted.

- Sliding pair revisions
- Intraoperative correction of retro-/antetorsion
- Intraoperative correction of neck length
- Intraoperative correction of lateralisation/medialisation
- Adjustment of leg length discrepancy in the context of soft tissue management



**BioBall® AdapterSelector®**  
**MST1**



**BioBall® AdapterSelector®**  
**MSV4**



**BioBall® AdapterSelector®**  
**14/16**



# Ordering Information

## BioBall® AdapterSelector®

Name	Ref.
BioBall® AdapterSelector® MST1	HI39001
BioBall® AdapterSelector® MSV4	HI39002
BioBall® AdapterSelector® MS 10/12	HI39003
BioBall® AdapterSelector® MSZI	HI39004
BioBall® AdapterSelector® MS 8/10	HI39005
BioBall® AdapterSelector® 12/14	HI39006

Name	Ref.
BioBall® AdapterSelector® 14/16	HI39007
BioBall® AdapterSelector® MSBG	HI39008
BioBall® AdapterSelector® MSPC	HI39009
BioBall® AdapterSelector® MSSR	HI39010
BioBall® AdapterSelector® MSSY	HI39012

## BioBall® Adapter Standard for Special Tapers

BioBall® Adapter		MSZI	MST1	MSV4	MSBG	MSPC	MSSR	MSSY	MS 10/12	MS 8/10
Neck length	14/16	(10/12)	(11/13)	(11/12)	(14/16)	(13/14)	(11/13)	(10/12)	(10/12)	(8/10)
S (-3mm)	—	HM33121	—	—	—	—	—	HM37121	HM30101	HM32121
M (0mm)	HM30142	HM33122	HM36002	HM34122	HM31142	HM31132	HM31152	HM37122	HM30102	HM32122
L (3.5mm)	HM30143	HM33123	HM36003	HM34123	HM31143	HM31133	HM31153	HM37123	HM30103	HM32123
XL (7mm)	HM30144	HM33124	HM36004	HM34124	HM31144	—	HM31154	HM37124	HM30104	HM32124
2XL (10.5mm)	HM30145	HM33125	HM36005	HM34125	HM31145	—	—	—	HM30105	HM32125
3XL (14mm)	HM30146	HM33126	HM36006	HM34126	—	—	—	—	HM30106	—
4XL (17.5mm)	HM30147	—	—	—	—	—	—	—	—	—
5XL (21mm)	HM30148	—	—	—	—	—	—	—	—	—

## BioBall® Adapter Offset for Special Tapers

BioBall® Adapter		MST1	MSV4	MS 10/12	MS 8/10
Neck length	14/16	(11/13)	(11/12)	(10/12)	(8/10)
M (0mm)	—	HM36022	HM34222	HM30202	HM32222
L (3.5mm)	—	HM36023	HM34223	HM30203	HM32223
XL (7mm)	—	HM36024	HM34224	HM30204	HM32224
2XL (10.5mm)	HM30445	HM36025	HM34225	HM30205	HM32225
3XL (14mm)	HM30446	HM36026	HM34226	HM30206	—
4XL (17.5mm)	HM30447				
5XL (21.0mm)	HM30448				

Custom designs are available for other tapers on request.



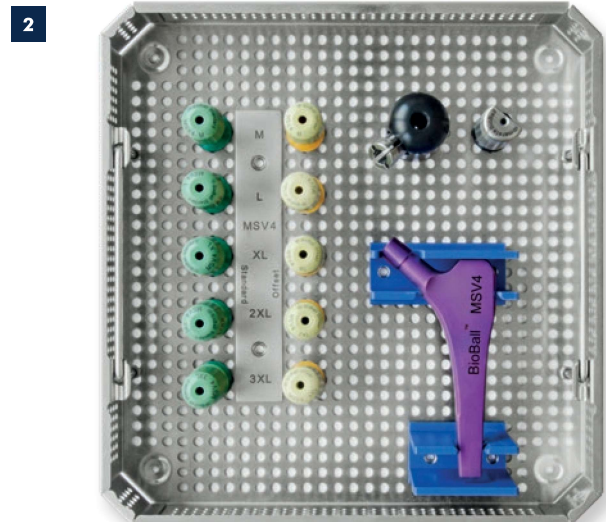

### Note

Please see the overview in the surgical technique BioBall® (HDB001) for available combinations BioBall® Adapters with BioBall® Metal Heads and BioBall DELTA™ Ceramic Heads.

For information on how to order for 12/14 geometry, please see page 8.

## Additional Instrument Trays

Name	Ref.
<b>1</b> BioBall® Instrument Tray MST1	HM30730
<b>2</b> BioBall® Instrument Tray MSV4	HM30750
<b>3</b> BioBall® Instrument Tray MSBG/MSPC/ MSSR	HM30740
<b>4</b> BioBall® Instrument Tray with General Instruments	HM30785
BioBall® Instrument Tray MSZI	on request
BioBall® Instrument Tray MSSYI	on request



# BioBall® References

1. Chimeno C, Fernández-Valencia JA, Alías A, Serra A, Postnikov Y, Combalia A, Muñoz-Mahamud E  
**Contribution of the Bioball™ head-neck adapter to the restoration of femoral offset in hip revision arthroplasty with retention of a well-fixed cup and stem**  
Int Orthop. 2023 Sep;47(9):2245-2251. doi: 10.1007/s00264-023-05833-7. Epub 2023 May 15. PMID: 37188902 PMCID: PMC10439059 [PubMed]
2. Pautasso A, Bardellini G, Stissi P, D'Angelo F  
**Usefulness of modular neck adapter in partial hip revision**  
Ann Jt. 2023 Sep 14;8:35. doi: 10.21037/aoj-23-22. eCollection 2023. PMID: 38529235 PMCID: PMC10929363 [PubMed]
3. Jørgensen PB, Kaptein BL, Søballe K, Jakobsen SS, Stilling M.  
**Five-year polyethylene cup migration and PE wear of the Anatomic Dual Mobility acetabular construct.**  
Arch Orthop Trauma Surg. 2023 Sep;143(9):5957-5965. doi: 10.1007/s00402-023-04774-5. Epub 2023 Feb 21. PMID: 36802237; PMCID: PMC9942043. [PubMed]
4. Pardo F, Castagnini F, Bordini B, Cosentino M, Lucchini S, Traina F  
**A Modular Head-Neck Adapter System and Ceramic Heads in Revision Hip Arthroplasty: A Registry Study on 354 Implants**  
J Arthroplasty. 2023 Aug;38(8):1578-1583. doi: 10.1016/j.arth.2023.01.055. Epub 2023 Feb 9. PMID: 36764407 [PubMed]
5. Caternicchia F, Fantoni V, Poletto A, Pardo F, Castagnini F, Traina F  
**Revision Hip Arthroplasty Using a Modular Head-Neck Adapter System and a Ceramic Head: 5-Year Clinical and Radiographic Outcomes**  
2023 Jul 15;12(14):4699. doi: 10.3390/jcm12144699.d Radiographic Outcomes PMID: 37510814 PMCID: PMC10380548. [PubMed]
6. Mariotti F, Castagnini F, De Paolis M, Montalti M, Diquattro E, Cosentino M, Bordini B, Traina F.  
**One-stage complete eradication and revision hip due to pseudotumor in metal-on-metal hip arthroplasty**  
Ann Jt., 2023 Mar 29;8:14. doi: 10.21037/aoj-22-45. PMID: 38529239; PMCID: PMC10929316. [PubMed]
7. Garabadi M, Akhtar M, Blow J, Pawar R, Rowsell M, Antapur P  
**Clinical outcome of Bioball universal adapter in revision hip arthroplasty**  
J Orthop. 2023 Mar 22;38:68-72. doi: 10.1016/j.jor.2023.02.015. eCollection 2023 Apr PMID: 37008449 PMCID: PMC10063389 DOI: 10.1016/j.jor.2023.02.015 [PubMed]
8. DiGiovanni PL, Gasparutto X, Armand S, Hannouche D  
**The modern state of femoral, acetabular, and global offsets in total hip arthroplasty: a narrative review**  
EFORT Open Rev. 2023 Mar 14;8(3):117-126. doi: 10.1530/EOR-22-0039. [PubMed]
9. Vosinakis CI, Vossinakis IC.  
**Treatment of Recurrent Total Hip Arthroplasty Dislocation Caused by Distorted Proximal Femoral Anatomy Due to a Previously Healed Trochanteric Fracture.**  
Cureus. 2022 Oct 6;14(10):e29969. doi: 10.7759/cureus.29969. PMID: 36381812; PMCID: PMC9636524. [PubMed]
10. Reichert JC, Wassilew GI, von Rottkay E, Noeth U.  
**Compared learning curves of the direct anterior and anterolateral approach for minimally invasive hip replacement.**  
Orthop Rev (Pavia). 2022 Aug 25;14(3):37500. doi: 10.52965/001c.37500. PMID: 36034727; PMCID: PMC9404252 [PubMed]
11. Sukopp M, Taylor D, Forst R, Seehaus F.  
**Femoral Stem Fracture in Hip Revision Arthroplasty: A Systematic Literature Review of the Real-World Evidence.**  
Z Orthop Unfall. 2022 Apr;160(2):160-171. doi: 10.1055/a-1348-2873. Epub 2021 Apr 13. PMID: 33851402; PMCID: PMC8967430. [PubMed]
12. Lachance AD, McGrory BJ, Christman RA.  
**"Off-label" Usage of an Oxidized Zirconium Femoral Head in Revision of a Total Hip Arthroplasty with Mechanically Assisted Crevice Corrosion and a Legacy Taper.**  
Arthroplast Today. 2021 Mar 1;8:69-73. doi: 10.1016/j.artd.2021.01.012. PMID: 33681438; PMCID: PMC7930501. [PubMed]
13. Tucker K, Günther KP, Kjaersgaard-Andersen P, et al.  
**EFORT recommendations for off-label use, mix & match and mismatch in hip and knee arthroplasty.**  
EFORT Open Rev. 2021;6(11):982-1005. Published 2021 Nov 19. [PubMed]
14. Alberio RL, Rusconi M, Martinetti L, Monzeglio D, Grassi FA.  
**Total Hip Arthroplasty (THA) for Femoral Neck Fractures: Comparison between Standard and Dual Mobility Implants.**  
Geriatrics (Basel). 2021;6(3):70. Published 2021 Jul 7. PMID: 34287327 PMCID: PMC8293229 DOI: 10.3390/geriatrics6030070 [PubMed]
15. Castagnini F, Mariotti F, Tassinari E, Bordini B, Zuccheri F, Traina F.  
**Isolated acetabular revisions of articular surface replacement (ASR) XL implants with highly porous titanium cups and Delta bearings.**  
first published 2019, Hip Int. 2021;31(2):250-257. PMID: 31480877 DOI: 10.1177/1120700019874442 [PubMed]

16. Valentini R, Vacchiano A, Sandri A, Regis D, Dall'Oca C, Magnan B.  
**Fourth generation head fracture in ceramic-on-polyethylene bearing after hip revision surgery: a case report. Acta Biomed.**  
2020 May 30;91(4-S):248-253. doi: 10.23750/abm.v91i4-S.9499. PMID: 32555105; PMCID: PMC7944813. [Pubmed]
17. Eichler D, Barry J, Lavigne M, Massé V, Vendittoli PA.  
**No radiological and biological sign of trunnionosis with Large Diameter Head Ceramic Bearing Total Hip Arthroplasty after 5 years.**  
Epub 2020, Orthop Traumatol Surg Res. 2021;107(1):102543. PMID: 32276843 DOI: 10.1016/j.otsr.2019.12.015 [Pubmed]
18. Mehta N, Selvaratnam V, Alsousou J, Donnachie N, Carroll FA.  
**Outcome of revision surgery in recurrent dislocation of primary total hip arthroplasty.**  
Epub 2020, Hip Int. 2021;31(5):644-648. PMID: 32157907 DOI: 10.1177/1120700020911146 [Pubmed]
19. Falkenberg A, Dickinson EC, Morlock MM.  
**Adapter sleeves are essential for ceramic heads in hip revision surgery.**  
Clin Biomech (Bristol, Avon). 2020; 71:1-4. PMID: 31671337 DOI: 10.1016/j.clinbiomech.2019.10.018 [Pubmed]
20. Chiarlone F, Cavagnaro L, Zanirato A, et al.  
**Cup-on-cup technique: a reliable management solution for severe acetabular bone loss in revision total hip replacement.**  
Hip Int. 2020;30(1\_suppl):12-18. PMID: 32907429 DOI: 10.1177/1120700020926932 [Pubmed]
21. Rotini M, Cianforlini M, Aucone D, Pacetti E, Politano R.  
**Iatrogenic intraprosthetic dislocation after closed reduction of dual mobility total hip arthroplasty: Report of two cases.**  
Int J Surg Case Rep. 2020; 71:225-229. PMID: 32480330 PMCID: PMC7262377 DOI: 10.1016/j.ijscr.2020.04.085 [Pubmed]
22. D'Angelo F, Zagra L, Moretti B, Virgilio A, Mazzacane M, Solarino G.  
**Retrospective multi-centre study on head adapters in partial revision hip arthroplasty.**  
Hip Int. 2020;30(2\_suppl):72-76. PMID: 33267683 DOI: 10.1177/1120700020964995 [Pubmed]
23. Valentini R, Vacchiano A, Sandri A, Regis D, Dall'Oca C, Magnan B.  
**Fourth generation head fracture in ceramic-on-polyethylene bearing after hip revision surgery: a case report.**  
Acta Biomed. 2020;91(4-S):248-253. Published 2020 May 30. PMID: 32555105 PMCID: PMC7944813 DOI: 10.23750/abm.v91i4-S.9499 [Pubmed]
24. Toni A, Castagnini F, Stea S.  
**Reproducing the Proximal Femur Anatomy: Modular Femoral Component.**  
In: Rivière C, Vendittoli PA, eds. Personalized Hip and Knee Joint Replacement. Cham (CH): Springer; July 1, 2020.75-84. [CrossRef]
25. Kock HJ, Cho C, Buhl K, Hillmeier J, Huber FX.  
**Long-term outcome after revision of hip arthroplasty with the BioBall® adapter system in multi-morbid patients.**  
J Orthop Translat. 2019; 22:43-49. Published 2019 Sep 20. PMID: 32440498 PMCID: PMC7231965 DOI: 10.1016/j.jot.2019.08.007 [Pubmed]
26. Dabis J, Hutt JR, Ward D, Field R, Mitchell PA, Sandiford NA.  
**Clinical outcomes and dislocation rates after hip reconstruction using the Bioball system.**  
Epub 2019, Hip Int. 2020;30(5):609-616. PMID: 31257925 DOI: 10.1177/1120700019858345 [Pubmed]
27. Dickinson EC, Sellenschloh K, Morlock MM.  
**Impact of stem taper damage on the fracture strength of ceramic heads with adapter sleeves.**  
Clin Biomech (Bristol, Avon). 2019; 63:193-200. PMID: 30913462 DOI: 10.1016/j.clinbiomech.2019.03.005 [Pubmed]
28. Solarino G, Zagra L, Piazzolla A, Morizio A, Vicenti G, Moretti B.  
**Results of 200 Consecutive Ceramic-on-Ceramic Cementless Hip Arthroplasties in Patients Up To 50 Years of Age: A 5-24 Years of Follow-Up Study. J Arthroplasty.**  
2019;34(7S): S232-S237. [Pubmed]
29. Rath B, Eschweiler J, Beckmann J, Migliorini F, Alrawashdeh W, Tingart M.  
**Revisionsendoprothetik der Hüfte : Bedeutung von Instabilität, Impingement, Offset und Glutealinsuffizienz [Revision total hip arthroplasty : Significance of instability, impingement, offset and gluteal insufficiency].**  
Orthopade. 2019;48(4):315-321. PMID: 30868208 DOI: 10.1007/s00132-019-03704-x [Pubmed]
30. Solarino G, Virgilio A, Leone A, Panella A, Moretti B  
**IL SISTEMA DI TESTINE E ADATTATORI MODULARI NELLA CHIRURGIA DI REVISIONE PROTESICA DELL'ANCA**  
UO Ortopedia, AOU Policlinico, DSMBNOS, Università degli Studi "Aldo Moro", Bari 2019
31. Novoa CD, Citak M, Zahar A, López RE, Gehrke T, Rodrigo JL.  
**The Merete BioBall system in hip revision surgery: A systematic review.**  
Orthop Traumatol Surg Res. 2018;104(8):1171-1178. PMID: 30391216 DOI: 10.1016/j.otsr.2018.06.016 [Pubmed]

32. Loppini M, Schiavi P, Rocca AD, et al.  
**Double-trabecular metal cup technique for the management of Paprosky type III defects without pelvic discontinuity.**  
Hip Int. 2018;28(2\_suppl):66-72. PMID: 30755117 DOI: 10.1177/1120700018813208 [Pubmed]
33. Vogel D, Falkenberg A, Bierbaum S, Schulze C, Bader R, Kluess D.  
**Mechanical Stability of the Taper Connection of Large Metal Femoral Heads With Adapter Sleeves in Total Hip Arthroplasty Analyzed Using Explicit Finite Element Simulations.**  
J Arthroplasty. 2017;32(8):2580-2586. PMID: 28416253 DOI: 10.1016/j.arth.2017.03.033 [Pubmed]
34. Lizano-Díez X, Alentorn-Geli E, León-García A, Marqués-López F.  
**Fracture of the femoral component after a lighting strike injury: A case report.**  
Acta Orthop Traumatol Turc. 2017;51(1):84-87. PMID: 28040319 PMCID: PMC6197414 DOI: 10.1016/j.aott.2015.04.001 [Pubmed]
35. Weber P, Steinbrück A, Paulus AC, et al.  
**Gelenkteilwechsel in der Hüftarthroplastik: Was dürfen wir kombinieren?**  
Orthopädie. 2017;46(2):142-147. PMID: 28083683 DOI: 10.1007/s00132-016-3380-4 [Pubmed]
36. Maurer-Ertl W, Friesenbichler J, Holzer LA, et al.  
**Recall of the ASR XL Head and Hip Resurfacing Systems.**  
Orthopedics. 2017;40(2):e340-e347. PMID: 27992643 DOI: 10.3928/01477447-20161213-04 [Pubmed]
37. Kock HJ, Cho C, Buhl K, Hillmeier J, Huber FX.  
**Long-term outcome after revision of hip arthroplasty with the BioBall® adapter system in multi-morbid patients.**  
Vortrag EHS München Abstract. No 52. J 2016 PMID: 32440498 PMCID: PMC7231965 DOI: 10.1016/j.jot.2019.08.007 [Pubmed]
38. Birkett N, El-Daly I, Ibraheim H, Mbubaegbu C.  
**Metallosis following full thickness wear in total hip arthroplasty.**  
J Surg Case Rep. 2015;2015(9):rjv122. Published 2015 Sep 22. PMID: 26395872 PMCID: PMC4577831 DOI: 10.1093/jscr/rjv122 [Pubmed]
39. Bloch, B. and West S.  
**Early results of the BioBall Taper Adaptor in revision total hip arthroplasty**  
British Hip Society Annual Meeting. London 2015.
40. Hoberg M, Konrads C, Huber S, et al.  
**Outcome of a modular head-neck adapter system in revision hip arthroplasty.**  
Arch Orthop Trauma Surg. 2015;135(10):1469-1474. PMID: 26187599 DOI: 10.1007/s00402-015-2281-z [Pubmed]
41. Kmieć K, Dorman T, Andrzej G, Synder M, Kozłowski P, Sibiński M.  
**Early results of revision acetabular cup using antiprotrusio reconstruction rings and allografts.**  
Indian J Orthop. 2015;49(3):317-322. PMID: 26015632 PMCID: PMC4443414 DOI: 10.4103/0019-5413.156205 [Pubmed]
42. Krishnan H, Magnussen A, Sharma A, Skinner J.  
**Metal on metal total hip arthroplasty and a large groin mass: Not always adverse reaction to metallic debris.**  
Int J Surg Case Rep. 2015;6C:141-145. PMID: 25560054 PMCID: PMC4337929 DOI: 10.1016/j.ijscr.2014.10.017 [Pubmed]
43. Trieb K, Stadler N.  
**A New Case of Fracture of a Modular Femoral Neck Device After a Total Hip Arthroplasty.**  
Open Orthop J. 2015; 9:126-128. Published 2015 May 15. PMID: 26157528 PMCID: PMC4484237 DOI: 10.2174/1874325001509010126 [Pubmed]
44. Leibiger T, McGrory BJ.  
**Custom titanium sleeve for surgical treatment of mechanically assisted crevice corrosion in the well-fixed, noncontemporary stem in total hip arthroplasty.**  
Arthroplast Today. 2015;1(4):107-110. Published 2015 Oct 31. PMID: 28326384 PMCID: PMC4958117 DOI: 10.1016/j.artd.2015.10.001 [Pubmed]
45. Friedrich MJ, Gravius S, Schmolders J, Wimmer MD, Wirtz DC.  
**Biological acetabular defect reconstruction in revision hip arthroplasty using impaction bone grafting and an acetabular reconstruction ring.**  
Oper Orthop Traumatol. 2014;26(2):126-140. PMID: 24691908 DOI: 10.1007/s00064-013-0270-3 [Pubmed]
46. Woelfle JV, Fraitzl CR, Reichel H, Wernerus D.  
**Significantly reduced leg length discrepancy and increased femoral offset by application of a head-neck adapter in revision total hip arthroplasty.**  
J Arthroplasty. 2014;29(6):1301-1307. PMID: 24405617 DOI: 10.1016/j.arth.2013.11.028 [Pubmed]
47. Vaishya R, Sharma M, Chaudhary RR.  
**Bioball universal modular neck adapter as a salvage for failed revision total hip arthroplasty.**  
Indian J Orthop. 2013;47(5):519-522. PMID: 24133315 PMCID: PMC3796928 DOI: 10.4103/0019-5413.118211 [Pubmed]
48. Helwig P, Konstantinidis L, Hirschmüller A, et al.  
**Modular sleeves with ceramic heads in isolated acetabular cup revision in younger patients-laboratory and experimental analysis of suitability and clinical outcomes.**  
Int Orthop. 2013;37(1):15-19. PMID: 23223972 PMCID: PMC3532640 DOI: 10.1007/s00264-012-1735-y [Pubmed]

49. Jack CM, Molloy DO, Walter WL, Zicat BA, Walter WK.  
**The use of ceramic-on-ceramic bearings in isolated revision of the acetabular component.**  
 Bone Joint J. 2013;95-B(3):333-338. PMID: 23450016  
 DOI: 10.1302/0301-620X.95B3.30084 [Pubmed]
50. Claes L, Kirschner P, Perka C, Rudert M  
**Revisionsendoprothetik. AE-Manual der Endoprothetik**  
 Berlin Heidelberg: 441-587. 2012 [CrossRef]
51. Gebel P, Oszwald M, Ishaque B, et al.  
**Process optimized minimally invasive total hip replacement.**  
 Orthop Rev (Pavia). 2012;4(1):e3. PMID: 22577504 PMCID:  
 PMC3348691 DOI: 10.4081/or.2012.e3 [Pubmed]
52. Kretzer JP, Sonntag R, Reinders J, Jakubowitz E, Thomsen M, Heisel C.  
**Fretting and Metal Release of Modular Neck Total Hip Arthroplasty.**  
 Poster, 56th Annual Meeting of the Orthopaedic Research Society. New Orleans. 2010
53. Kretzer JP, Jakubowitz E, Krachler M, Thomsen M, Heisel C.  
**Metal release and corrosion effects of modular neck total hip arthroplasty.**  
 Int Orthop. 2009;33(6):1531-1536. PMID: 19219434  
 PMCID: PMC2899161 DOI: 10.1007/s00264-009-0729-x  
 [Pubmed]
54. Kircher J, Bergschmidt P, Bader R, et al.  
**Die Bedeutung der Gleitpaarung beim jüngeren Endoprothesenpatienten [The importance of wear couples for younger endoprosthesis patients].**  
 Orthopadie. 2007;36(4):337-346. PMID: 17387448 DOI:  
 10.1007/s00132-007-1069-4 [Pubmed]
55. Van Overschelde J, Helde M, Raaijmakers M  
**Do we need a modular neck system in revision hip surgery?**  
 Clin Orthop.2004;429:188-192 [CrossRef]





# Merete® Learning Center

Your central hub for  
extensive expertise and  
continued education in  
medical technology



[merete.de/en/learning-center](https://merete.de/en/learning-center)

## Merete GmbH

Alt-Lankwitz 102  
12247 Berlin, Germany

Tel. +49 (0)30 77 99 80-0  
Fax +49 (0)30 76 68 03 61



[service@merete.de](mailto:service@merete.de)  
[www.merete.de/en](https://www.merete.de/en)

## Follow us!



All information relevant for the user or third parties regarding the safety and performance of the products presented can be found in the respective surgical technique and in the corresponding instructions for use. These must be carefully studied before use.



hbmedical



HB-Medical B.V.  
Tivolilaan 205 - 6824 BV Arnhem  
[www.hb-medical.nl](https://www.hb-medical.nl)